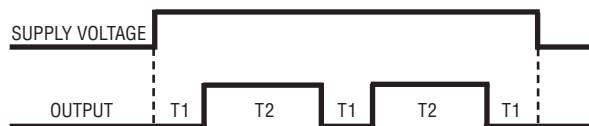
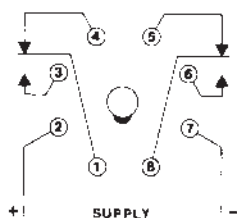


OPERATION

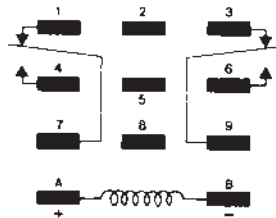
Application of voltage to the input of the timer initiates the OFF time. Upon completion of the OFF time, the relay energizes and the ON time begins. Upon completion of the ON time, the relay de-energizes and one cycle is completed. This OFF/ON cycling continues until voltage is removed from the input. The OFF/ON time periods are independently adjustable.



WIRING

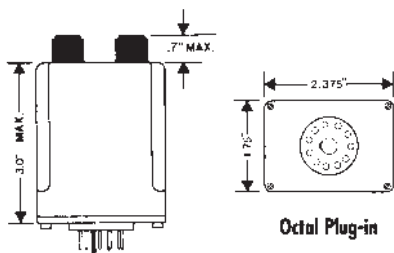


DPDT Octal Plug-in
RB-08/PF083A



DPDT Blade Plug-in
70-463-1

DIMENSIONS (INCHES)



MODEL NUMBER >>>>>	TDF	A		
Supply Voltage				
24 VAC or DC	24			
110/120 VAC or DC	120			
Type of Operation				
Knob Adjustable	K			
Lock Nut Adjustable	L			
Fixed	F			
Enclosure Style				
8-pin octal plug-in	A			
Blade plug-in	B			
Delay Period				
See page 84 for standard ranges available				
Example: TDF-120-ALA-300—Repeat cycle, 120 Volts AC or DC, both delays are independently adjustable from 3 to 300 seconds, 8-pin octal plug-in				



CAUS

Repeat Cycle—OFF Time First Relay Output

SPECIFICATIONS

TIMING RANGES	Virtually unlimited. See page 84 for standard ranges available.	
OUTPUT RATING	DPDT, 10 A @ 250 VAC or 24 VDC, resistive; 211 VA @ 120 VAC, inductive	
TIMING TOLERANCES	Minimum Setting	+0–20%
	Maximum Setting	±10%
REPEATABILITY	1% maximum; no first cycle effect	
RESET TIMES	Before Time Out	100 mSEC
	After Time Out	50 mSEC
RECYCLE TIME	40 mSEC	
SUPPLY VOLTAGE	24 or 120 VAC or VDC, 50/60 Hz; ±10%	
FALSE TRANSFER	No	
REVERSE POLARITY PROTECTED	Yes	
POWER CONSUMPTION	3 watts (approximately)	
TEMPERATURE RATING	Operate	32° to 131°F (0° to +55°C)
	Storage	-49° to 185°F (-45° to +85°C)
LIFE EXPECTANCY	Mechanical	10 million operations (minimum)
	Electrical	100,000 operations @ rated load
WEIGHT	6.4 oz.	