

### VPS20-1250

#### Electrical Specifications (@25C)

1. Maximum Power: 25VA
2. Primary - **Series**: 230VAC@50/60Hz; **Parallel**: 115VAC@50/60Hz
3. Secondary - **Series**<sup>1</sup>: 20V CT@ 1.25A; **Parallel**<sup>2</sup>: 10.0V @ 2.5A
4. Voltage Regulation: 25% TYP @ full load to no load
5. Temperature Rise: 30C TYP (45C MAX allowed)
6. Insulation Resistance: 100MΩ
7. Recommended Fuse<sup>3</sup>:

Series: Inherently limited. No fusing required.

Parallel: Littelfuse p/n 313 3HXP, 3A 250V, slow blow, ¼ x 1 ¼ or,  
Cooper Bussmann p/n BKMDL-3, 3A 250V, ¼ x 1 ¼

#### Construction:

Dual bobbin construction with an insulated shroud, both made of a high temperature material that exceeds UL flammability requirements.

#### Safety:

These units are designed with 4000VAC isolation between the primary and secondary, and also, between each winding and the core.

#### Agency File:

UL: File E53148, UL 5085-1 and 2 (formerly UL 506), General Purpose.

File E65390, UL 5085-1 and 3 (formerly UL1585), Class 2/3

CSA: File LR 221330. C22.2 NO. 66, General Purpose.

TUV Certificate No.: R72103639, EN60950, Information Technology



#### A. Dimensions:

Unit: In inches

| H      | W       | D       | A | B     | C    | T    | MW    | ML |
|--------|---------|---------|---|-------|------|------|-------|----|
| 2-5/16 | 2-13/16 | 1-15/16 | 2 | 1-1/8 | 5/16 | 3/16 | 2-3/8 | -  |

B. Mounting Hole Size: 3/16"

C. WT Lbs. : 1.25

#### Connections<sup>4</sup>:

**Input:** Series – 6 and 1, Jumper 5 to 2

Parallel – 6 and 1, Jumper 6 to 2 and 5 to 4

**Output:** Series – 12 and 7, Jumper 11 to 8

Parallel – 12 and 7, Jumper 12 to 8 and 11 to 7

**RoHS Compliance:** As of manufacturing date February 2005, all standard products meet the requirements of 2002/95/EC, known as the RoHS initiative.

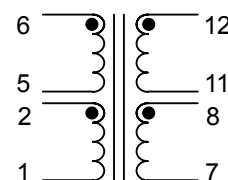
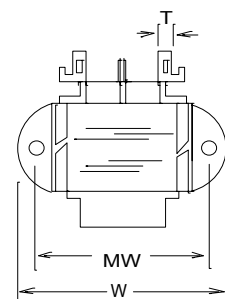
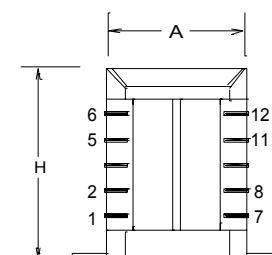
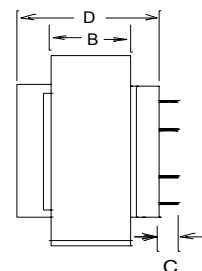
\* Upon printing, this document is considered "uncontrolled". Please contact Triad Magnetics' website for the most current version.

<sup>1</sup> Inherently limited. Class 2 not wet, Class 3 wet.

<sup>2</sup> Non-Inherently limited. Class 2.

<sup>3</sup> Fuse must be used on **secondary** as conditions of acceptability for UL Class2/3 operation.

<sup>4</sup> Primary and secondary windings are designed to be connected in series or parallel. Winding are not intended to be used independently.



SCHEMATIC

# Mouser Electronics

Authorized Distributor

Click to View Pricing, Inventory, Delivery & Lifecycle Information:

[Triad Magnetics:](#)

[VPS20-1250](#)