CONNOR WINFIELD

AURORA, IL 60505
PHONE (630) 851-4722
FAX (630) 851-5040
www.conwin.com

CRYSTAL CONTROLLED OSCILLATORS

HCMOS VCXO SURFACE MOUNT OSCILLATORS

SPECIFICATIONS			VSH61***	VSH62***	VSH63***	VSH64***
Frequency Range			125KHz to 33MHz			
Frequency Stability			±25ppm	±50ppm	±100ppm	±20ppm
Temperature Range			−40°C to +85°C			
Output	Waveform		HCMOS Squarewave			
	Load		15pF			
	Voltage	Voh	4.50V Minimum			
		Vol	0.40V Maximum			
	Current	Ioh	−4mA			
		Iol	4mA			
	Duty Cycle		45/55 Maximum Measured @ 2.5Vdc			
	Rise/Fall Time		6nS Maximum			
	Jitter (RMS)		10pS Maximum			
Frequency Control						
			Control Voltage Code (add to model number)			
			0	0.5 to 4.5Vdc	Positive Transfer Characteristic	
			1	0.0 to 5.0Vdc		
			Deviation Code (add to model number)			
			12	100 (±50ppm Minimum)		
			15	150 (±75ppm Minimum)		
			16	160 (±80ppm Minimum)		
			22	200 (±100ppm Minimum)		
			32	300 (±150ppm Minimum)		
	Center Frequency		2.5Vdc ±0.5Vdc			
	Monotonic Linearity		< ±10%			
	Input Impedance		≥50K ohm at ≤10KHz			
	Modulation Bandwidth		≥15KHz			
Supply Voltage			+5Vdc ±5%			
Supply Current			30mA Maximum			
Package			Hermetically sealed, leadless ceramic package			
Storage Temperature			-55°C to 125°C			
Optional Suffix			T	Duty Cycle 45/55 Maximum Measured @1.4Vdc		

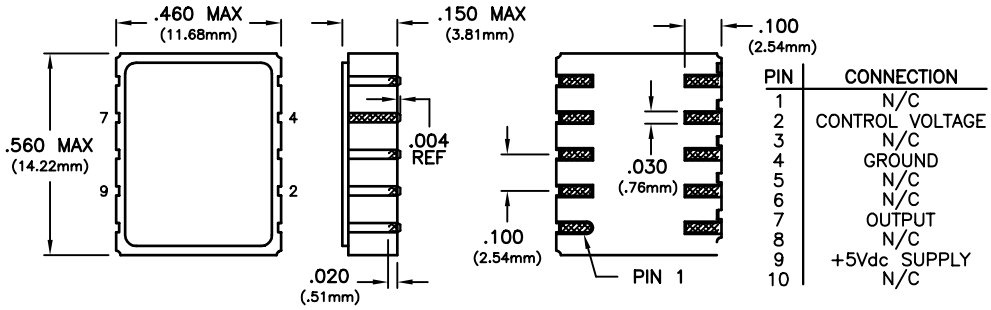

PIN	CONNECTION
1	N/C
2	CONTROL VOLTAGE
3	N/C
4	GROUND
5	N/C
6	N/C
7	OUTPUT
8	N/C
9	+5Vdc SUPPLY
10	N/C

Specifications subject to change without notice.

C-W © 1999

ISSUED BY: _____

Dimensional Tolerance: ±.02" ±.005"

CONNOR WINFIELD

AURORA, IL 60505
PHONE (630) 851-4722
FAX (630) 851-5040
www.conwin.com

CRYSTAL CONTROLLED OSCILLATORS

HCMOS VCXO SURFACE MOUNT OSCILLATORS

EXAMPLE MODEL NUMBER:

V S H 6 1 0 1 2 / 2 4 . 7 3 6 M H z

- SURFACE MOUNT VCXO SERIES
- CONTROL VOLTAGE 0.5 to 4.5Vdc
- MINIMUM DEVIATION OF ±50ppm OVER CONTROL VOLTAGE RANGE
- CENTER FREQUENCY

OUTPUT WAVEFORM

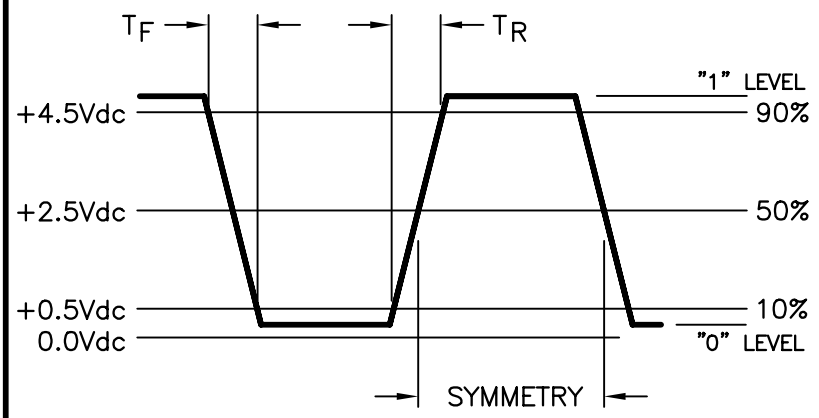

SUGGESTED PAD LAYOUT

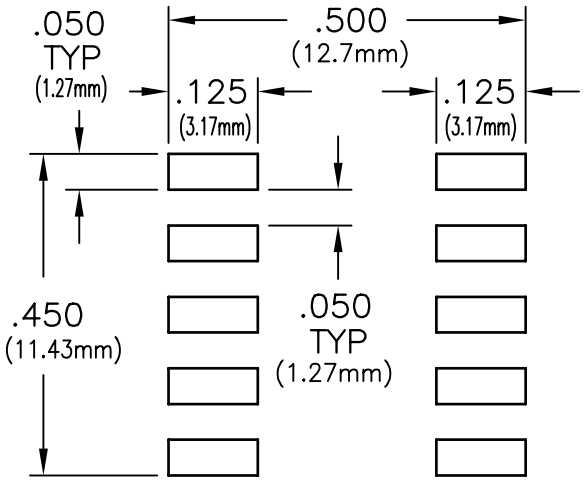

TEST CIRCUIT

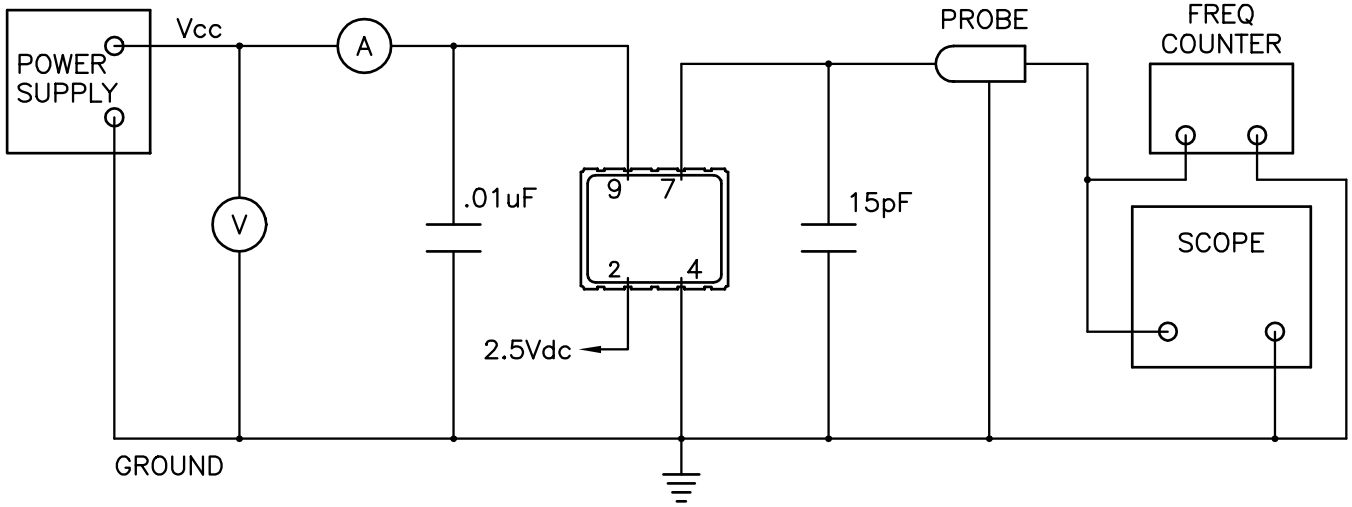

BULLETIN #: VX093	REV: 06	Specifications subject to change without notice.	C-W © 1999
PAGE 2 OF 2	DATE: 07/24/07	ISSUED BY:	Dimensional Tolerance: ±.02" ±.005"