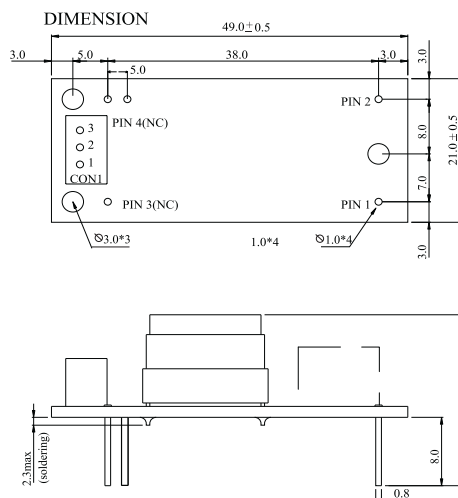


INVERTER FOR CCFL LAMP

● Part NO: WICCFL4

Input DC	5V \pm 10%
Normal operating Volt	950Vrms
Input Current	0.35A MAX
Frequency	38.0 KHz \pm 5%
Operating Temp	-10 $^{\circ}$ C ~ 80 $^{\circ}$ C
Operating Temp	-20 $^{\circ}$ C ~ 85 $^{\circ}$ C



INPUT CONNECTOR

PIN NUMBER	FUNCTION
PIN 1	VIN
PIN 2	GND

OUTPUT(CON1) CONNECTOR 2532-03

PIN NUMBER	FUNCTION
1	NC
2	NC
3	X

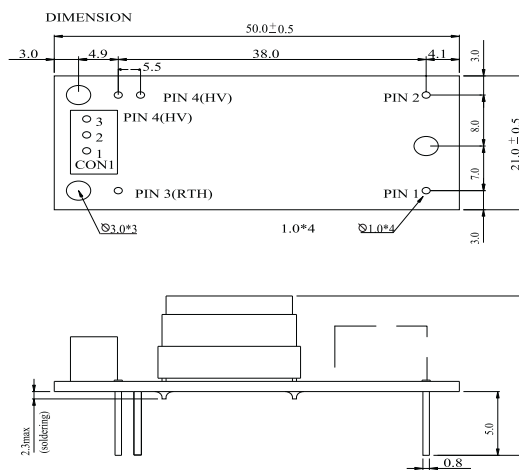
The non-specified tolerance of dimension is $\pm 0.3\text{mm}$

PIN ASSIGNMENT

UNIT: mm

● Part NO: WICCFL5

Input DC	12V \pm 10%
Normal operating Volt	850Vrms
Input Current	0.35A MAX
Frequency	38.0 KHz \pm 5%
Operating Temp	-10 $^{\circ}$ C ~ 80 $^{\circ}$ C
Operating Temp	-20 $^{\circ}$ C ~ 85 $^{\circ}$ C



INPUT CONNECTOR

PIN NUMBER	FUNCTION
PIN 1	VIN
PIN 2	GND

OUTPUT(CON1) CONNECTOR 2532-03

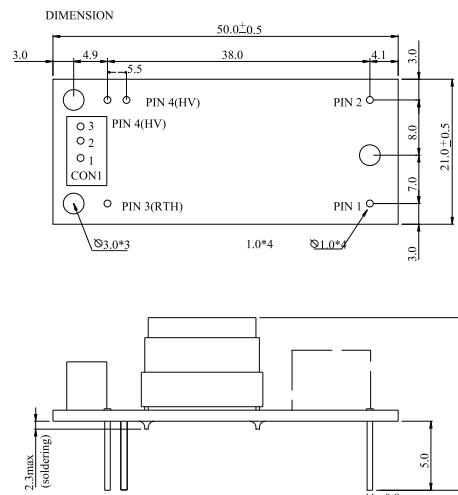
PIN NUMBER	FUNCTION
1	RTH
2	NC
3	HV

The non-specified tolerance of dimension is $\pm 0.3\text{mm}$

UNIT: mm

● Part NO: WICCFL6

Input DC	5V \pm 10%
Normal operating Volt	1000Vrms
Input Current	0.41A MAX
Frequency	34.0 KHz \pm 5%
Operating Temp	-10 $^{\circ}$ C ~ 80 $^{\circ}$ C
Operating Temp	-20 $^{\circ}$ C ~ 85 $^{\circ}$ C



INPUT CONNECTOR

PIN NUMBER	FUNCTION
PIN 1	VIN
PIN 2	GND

OUTPUT(CON1) CONNECTOR 2532-03

PIN NUMBER	FUNCTION
1	RTH
2	NC
3	HV

The non-specified tolerance of dimension is $\pm 0.3\text{mm}$

PIN ASSIGNMENT

UNIT: mm

INVERTER FOR
CCFL LAMP

Mouser Electronics

Authorized Distributor

Click to View Pricing, Inventory, Delivery & Lifecycle Information:

Newhaven Display:

WICCFL5#