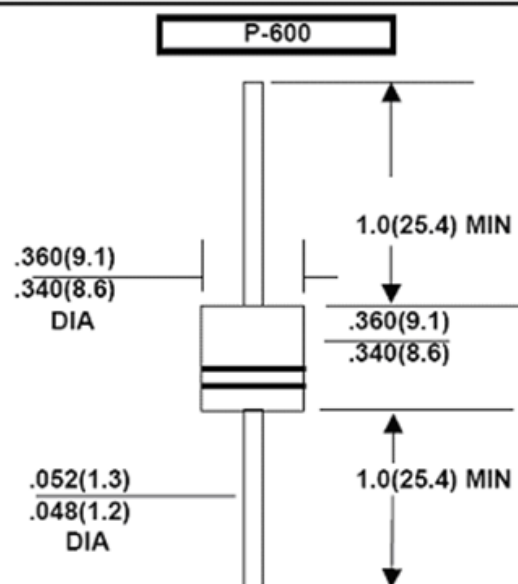


## Features

- Plastic package has Underwriters Laboratory Flammability Classification 94V-0
- Glass passivated junction
- 15000W Peak Pulse Power capability on 10/1000  $\mu$ s waveform
- Voltage-17.0 to 220 Volts
- Excellent clamping capability
- Repetition rate (duty cycle): 0.05%
- Low incremental surge resistance
- Fast response time: typically less than 1.0 ps from 0 volts to BV
- Typical  $I_R$  less than 1 $\mu$ A above 10V
- High temperature soldering guaranteed: 265°C/10 seconds/.375", (9.5mm) lead length, 5lbs., (2.3kg) tension
- This is a Pb-Free Device
- All SMC parts are traceable to the wafer lot
- Additional testing can be offered upon request

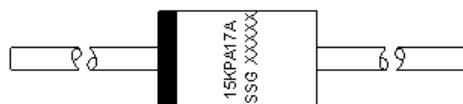


Dimensions in inches (millimeters)

## MECHANICAL DATA

Case: Molded plastic over glass passivated junction  
Terminals: Plated Axial leads, solderable per MIL-STD-750, Method 2026  
Polarity: Color band denoted positive end (cathode) except Bipolar  
Mounting Position: Any  
Weight: 0.07 ounce, 2.1 gram  
Marking: Part Name, SSG and Date Code

## MARKING DIAGRAM



Where XXXXX is YYWWL

15KPA17A = Part Name  
SSG = SSG  
YY = Year  
WW = Week  
L = Lot Number

**Cautions:** Molding resin  
Epoxy resin UL:94V-0

**DEVICES FOR BIPOLAR APPLICATIONS**

For Bidirectional use C or CA Suffix for types 15KPA17 thru types 15KPA220

Electrical characteristics apply in both directions.

**MAXIMUM RATINGS AND CHARACTERISTICS**

Ratings at 25°C ambient temperature unless otherwise specified.

RATING	SYMBOL	VALUE	UNITS
Peak Pulse Power Dissipation on 10/1000 $\mu$ s waveform (NOTE 1)	Pppm	15000	Watts
Peak Pulse Current of on 10-1000 $\mu$ s waveform (NOTE 1)	Ippm	SEE TABLE 1	Amps
Steady State Power Dissipation at T <sub>L</sub> =75 °C Lead Lengths .375", (9.5mm) (NOTE 2)	Pm(AV)	8.0	Watts
Peak Forward Surge Current, 8.3ms Sine-Wave Superimposed on Rated Load, (JEDEC Method) (NOTE 3)	IFSM	400.0	Amps
Operatings and Storage Temperature Range	Tj, Tstg	-55 to +175	°C

Note: 1. Non-repetitive current pulse, per Figure 3 and derated above T<sub>A</sub> = 25°C per Figure 2

2. Mounted on Copper Pad area of 0.8" x 0.8" (20 x 20mm)

3. 8.3ms single half sine-wave, or equivalent squave, Duty cycle=4 pulses per minute maximum



**Technical Data**  
**Data Sheet N0215, Rev.C**  
**15000 Watt TVS**

**Green Products**

UNI-POLAR	BI-POLAR	REVERSE STANDOFF VOLTAGE $V_{RWM}$ (V)	BREAKDOWN VOLTAGE $V_{BR}$ (V) MIN. @ $I_T$	BREAKDOWN VOLTAGE $V_{BR}$ (V) MAX. @ $I_T$	TEST CURRENT ( $I_T$ ) mA	MAXIMUM CLAMPING VOLTAGE @ $I_{PP}$ $V_C$ (V)	PEAK PULSE CURRENT $I_{PP}$ (A)	REVERSE LEAKAGE @ $V_{RWM}$ $I_R$ ( $\mu A$ )
15KPA17A	15KPA17CA	17	18.99	20.79	50	29.3	515.4	5000
15KPA18A	15KPA18CA	18	20.11	22.01	50	30.9	488.7	5000
15KPA20A	15KPA20CA	20	22.34	24.46	20	34.3	440.2	1500
15KPA22A	15KPA22CA	22	24.57	26.91	10	37.1	407.0	500
15KPA24A	15KPA24CA	24	26.81	29.35	5	40.7	371.0	150
15KPA26A	15KPA26CA	26	29.04	31.80	5	44.0	343.2	50
15KPA28A	15KPA28CA	28	31.28	34.24	5	47.5	317.9	25
15KPA30A	15KPA30CA	30	33.51	36.70	5	50.7	297.8	15
15KPA33A	15KPA33CA	33	36.90	40.40	5	54.7	276.1	2
15KPA36A	15KPA36CA	36	40.20	44.00	5	59.8	252.5	2
15KPA40A	15KPA40CA	40	44.70	48.90	5	65.8	229.5	2
15KPA43A	15KPA43CA	43	48.00	52.60	5	69.8	216.3	2
15KPA45A	15KPA45CA	45	50.30	55.00	5	72.8	207.4	2
15KPA48A	15KPA48CA	48	53.60	58.70	5	77.7	194.3	2
15KPA51A	15KPA51CA	51	57.00	62.40	5	82.8	182.1	2
15KPA54A	15KPA54CA	54	60.30	66.00	5	87.7	172.2	2
15KPA58A	15KPA58CA	58	64.80	70.90	5	93.8	161.0	2
15KPA60A	15KPA60CA	60	67.00	73.40	5	97.4	155.0	2
15KPA64A	15KPA64CA	64	71.50	78.30	5	104.2	144.9	2
15KPA70A	15KPA70CA	70	78.20	85.60	5	113.6	132.9	2
15KPA75A	15KPA75CA	75	83.80	91.70	5	122.0	123.8	2
15KPA78A	15KPA78CA	78	87.10	95.40	5	126.1	119.7	2
15KPA85A	15KPA85CA	85	94.90	104.00	5	137.6	109.7	2
15KPA90A	15KPA90CA	90	100.50	110.10	5	145.6	103.7	2
15KPA100A	15KPA100CA	100	111.70	122.30	5	161.3	93.6	2
15KPA110A	15KPA110CA	110	122.90	134.50	5	178.6	84.5	2
15KPA120A	15KPA120CA	120	134.00	146.80	5	192.3	78.5	2
15KPA130A	15KPA130CA	130	145.20	159.00	5	208.3	72.5	2
15KPA150A	15KPA150CA	150	167.60	183.50	5	241.9	62.4	2
15KPA160A	15KPA160CA	160	178.70	195.70	5	258.6	58.4	2
15KPA170A	15KPA170CA	170	189.90	207.90	5	272.7	55.4	2
15KPA180A	15KPA180CA	180	201.10	220.10	5	288.5	52.3	2
15KPA200A	15KPA200CA	200	223.40	244.60	5	319.1	47.3	2
15KPA220A	15KPA220CA	220	245.70	269.10	5	428.6	35.2	2
15KPA240A	15KPA240CA	240	268.10	293.50	5	384.6	39.3	2
15KPA260A	15KPA260CA	260	290.40	318.00	5	416.7	36.2	2
15KPA280A	15KPA280CA	280	312.80	342.40	5	454.5	33.2	2

For bidirectional type having  $V_{RWM}$  of 30 volts and less, the  $I_R$  limit is double.  
For parts without A, the  $V_{BR}$  is + 10% and  $V_C$  is 5% higher than with A parts

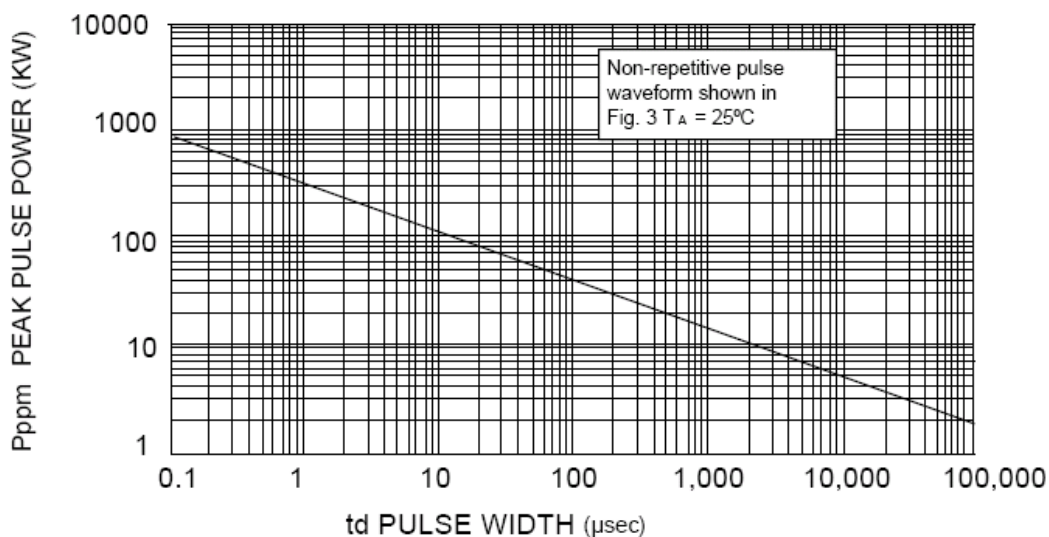


FIG. 1 PEAK PULSE POWER RATING

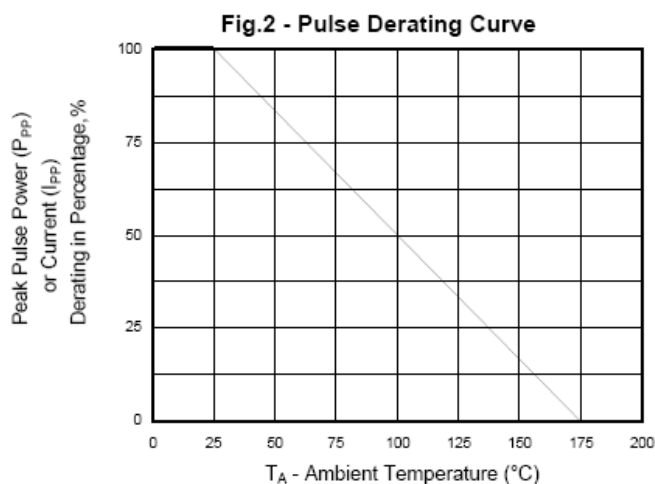
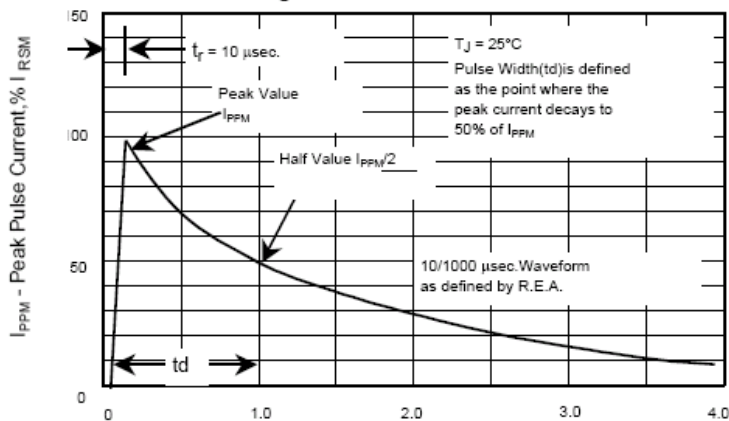


Fig.3 - Pulse Waveform



**DISCLAIMER:**

- 1- The information given herein, including the specifications and dimensions, is subject to change without prior notice to improve product characteristics. Before ordering, purchasers are advised to contact the SMC - Sangdest Microelectronics (Nanjing) Co., Ltd sales department for the latest version of the datasheet(s).
- 2- In cases where extremely high reliability is required (such as use in nuclear power control, aerospace and aviation, traffic equipment, medical equipment, and safety equipment), safety should be ensured by using semiconductor devices that feature assured safety or by means of users' fail-safe precautions or other arrangement.
- 3- In no event shall SMC - Sangdest Microelectronics (Nanjing) Co., Ltd be liable for any damages that may result from an accident or any other cause during operation of the user's units according to the datasheet(s). SMC - Sangdest Microelectronics (Nanjing) Co., Ltd assumes no responsibility for any intellectual property claims or any other problems that may result from applications of information, products or circuits described in the datasheets.
- 4- In no event shall SMC - Sangdest Microelectronics (Nanjing) Co., Ltd be liable for any failure in a semiconductor device or any secondary damage resulting from use at a value exceeding the absolute maximum rating.
- 5- No license is granted by the datasheet(s) under any patents or other rights of any third party or SMC - Sangdest Microelectronics (Nanjing) Co., Ltd.
- 6- The datasheet(s) may not be reproduced or duplicated, in any form, in whole or part, without the expressed written permission of SMC - Sangdest Microelectronics (Nanjing) Co., Ltd.
- 7- The products (technologies) described in the datasheet(s) are not to be provided to any party whose purpose in their application will hinder maintenance of international peace and safety nor are they to be applied to that purpose by their direct purchasers or any third party. When exporting these products (technologies), the necessary procedures are to be taken in accordance with related laws and regulations..