HAT2033R, HAT2033RJ

Silicon N Channel Power MOS FET
High Speed Power Switching

REJ03G1165-0400
(Previous: ADE-208-664B)
Rev.4.00
Sep 07, 2005

Features

- For Automotive Application (at Type Code “J”)
- Low on-resistance
- Capable of 4 V gate drive
- High density mounting

Outline

RENESAS Package code: PRSP0008DD-D
(Package name: SOP-8 <FP-8DAV>)

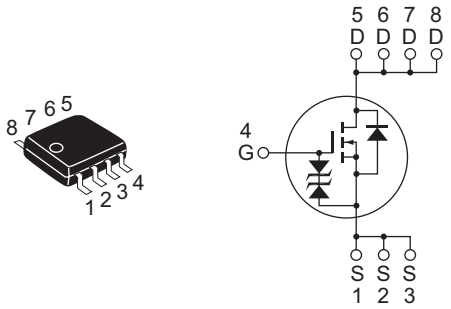

1, 2, 3	Source
4	Gate
5, 6, 7, 8	Drain

Absolute Maximum Ratings

(Ta = 25°C)

Item		Symbol	Value	Unit
Drain to source voltage		V_{DSS}	60	V
Gate to source voltage		V_{GSS}	±20	V
Drain current		I_D	7	A
Drain peak current		$I_{D\ (pulse)}$ Note 1	56	A
Body-drain diode reverse drain current		I_{DR}	7	A
Avalanche current	HAT2033R	I_{AP} Note 4	—	—
	HAT2033RJ		7	A
Avalanche energy	HAT2033R	E_{AR} Note 4	—	—
	HAT2033RJ		4.2	mJ
Channel dissipation		Pch Note 2	2.5	W
Channel temperature		Tch	150	°C
Storage temperature		Tstg	–55 to +150	°C

Notes: 1. PW ≤ 10 µs, duty cycle ≤ 1%
2. When using the glass epoxy board (FR4 40 × 40 × 1.6 mm), PW ≤ 10 s
3. Value at Tch = 25°C, Rg ≥ 50 Ω

Electrical Characteristics

(Ta = 25°C)

Item		Symbol	Min	Typ	Max	Unit	Test Conditions
Drain to source breakdown voltage		$V_{(BR)\ DSS}$	60	—	—	V	I_D = 10 mA, V_{GS} = 0
Gate to source breakdown voltage		$V_{(BR)\ GSS}$	±20	—	—	V	I_G = ±100 µA, V_{DS} = 0
Gate to source leak current		I_{GSS}	—	—	±10	µA	V_{GS} = ±16 V, V_{DS} = 0
Zero gate voltage drain current	HAT2033R	I_{DSS}	—	—	1	µA	V_{DS} = 60 V, V_{GS} = 0
	HAT2033RJ	I_{DSS}	—	—	0.1	µA	
Zero gate voltage drain current	HAT2033R	I_{DSS}	—	—	—	µA	V_{DS} = 48 V, V_{GS} = 0
	HAT2033RJ	I_{DSS}	—	—	10	µA	Ta = 125°C
Gate to source cutoff voltage		$V_{GS\ (off)}$	1.2	—	2.2	V	V_{DS} = 10 V, I_D = 1 mA
Static drain to source on state resistance		$R_{DS\ (on)}$	—	0.03	0.038	Ω	I_D = 4 A, V_{GS} = 10 V Note 4
		$R_{DS\ (on)}$	—	0.04	0.053	Ω	I_D = 4 A, V_{GS} = 4 V Note 4
Forward transfer admittance		$\|y_{fs}\|$	6.5	10	—	S	I_D = 4 A, V_{DS} = 10 V Note 4
Input capacitance		Ciss	—	740	—	pF	V_{DS} = 10 V
Output capacitance		Coss	—	370	—	pF	V_{GS} = 0
Reverse transfer capacitance		Crss	—	130	—	pF	f = 1 MHz
Turn-on delay time		$t_{d\ (on)}$	—	13	—	ns	V_{GS} = 10 V, I_D = 4 A,
Rise time		t_r	—	55	—	ns	V_{DD} ≅ 30 V
Turn-off delay time		$t_{d\ (off)}$	—	140	—	ns	
Fall time		t_f	—	95	—	ns	
Body-drain diode forward voltage		V_{DF}	—	0.82	1.07	V	I_F = 7 A, V_{GS} = 0 Note 4
Body-drain diode reverse recovery time		t_{rr}	—	45	—	ns	I_F = 7 A, V_{GS} = 0 di_F/dt = 50 A/µs

Note: 4. Pulse test

Main Characteristics

Power vs. Temperature Derating

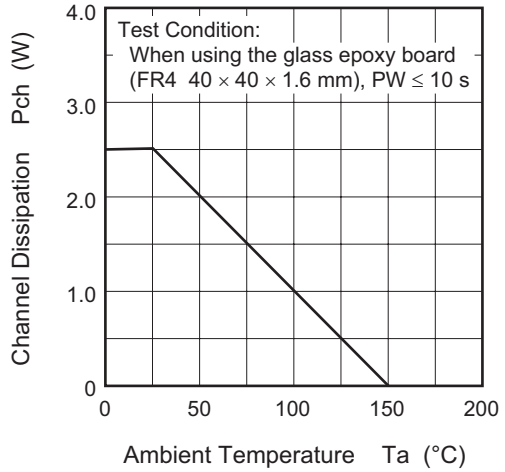

Maximum Safe Operation Area

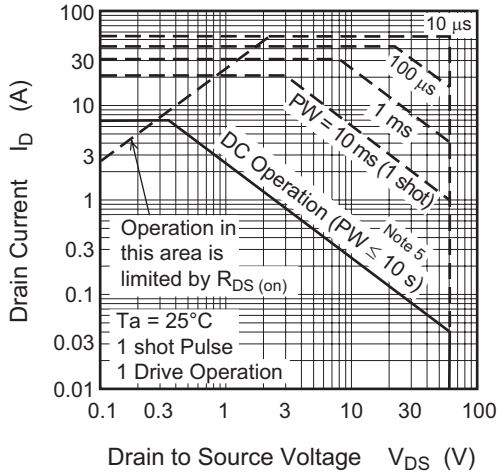

Note 5:
When using the glass epoxy board
(FR4 40 × 40 × 1.6 mm)

Typical Output Characteristics

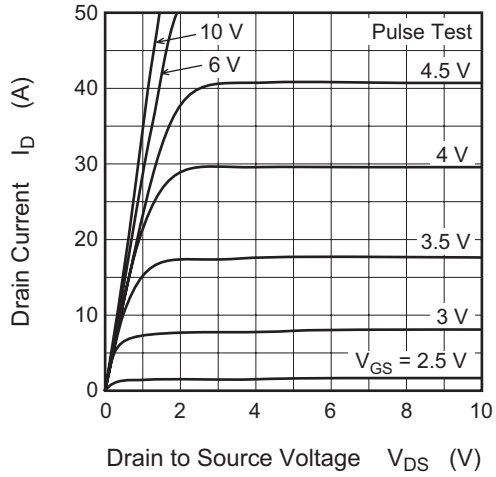

Typical Transfer Characteristics

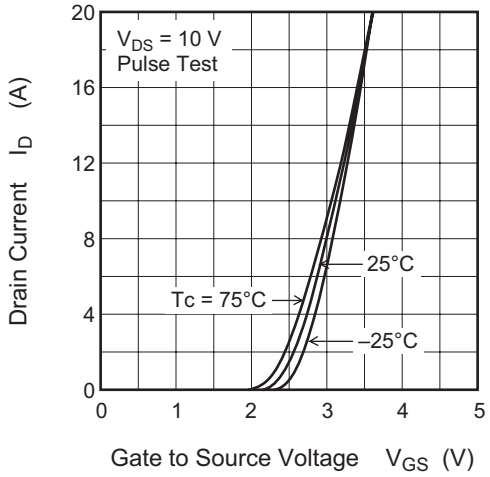

Drain to Source Saturation Voltage vs.
Gate to Source Voltage

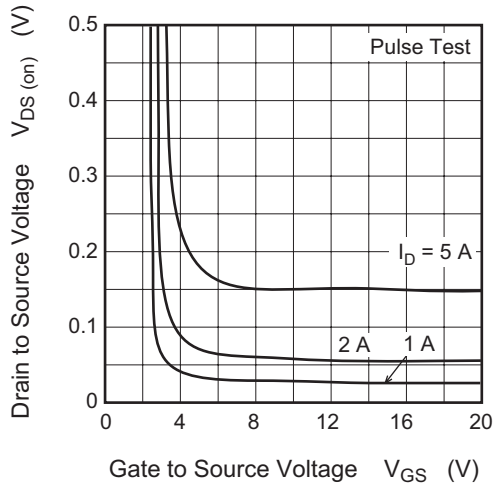

Static Drain to Source on State Resistance
vs. Drain Current

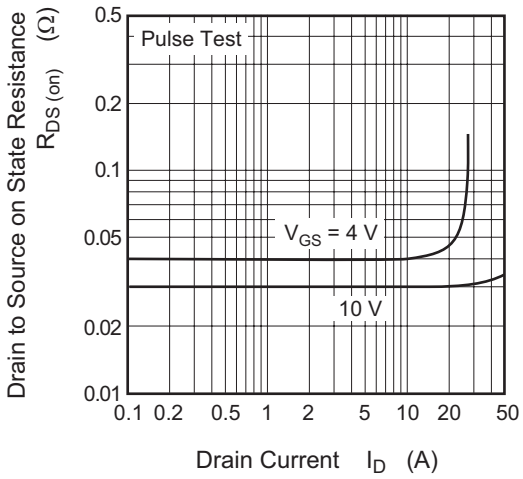

Static Drain to Source on State Resistance vs. Temperature

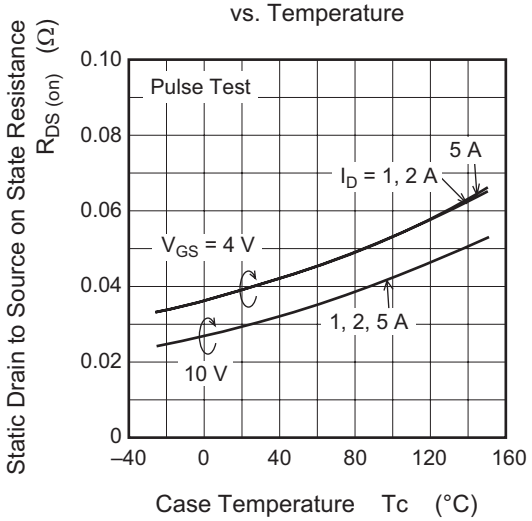

Forward Transfer Admittance vs. Drain Current

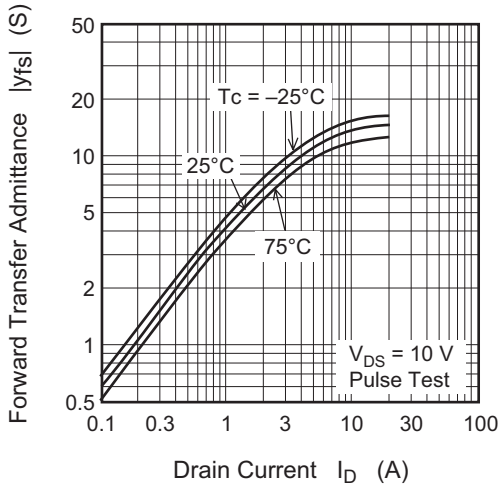

Body-Drain Diode Reverse Recovery Time

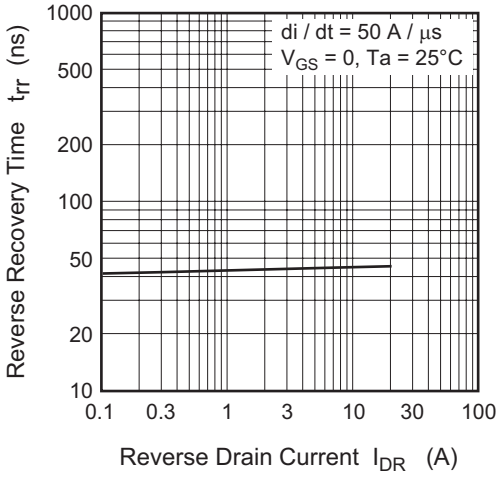

Typical Capacitance vs. Drain to Source Voltage

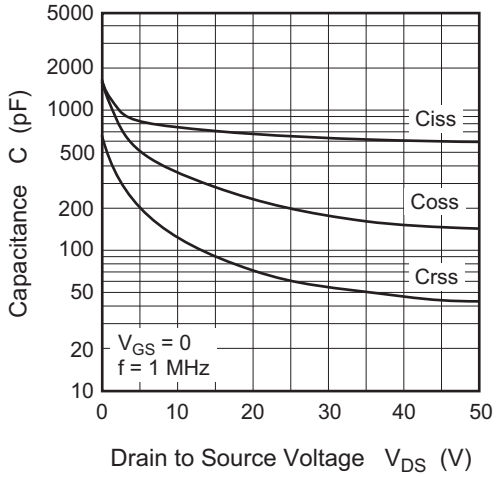

Dynamic Input Characteristics

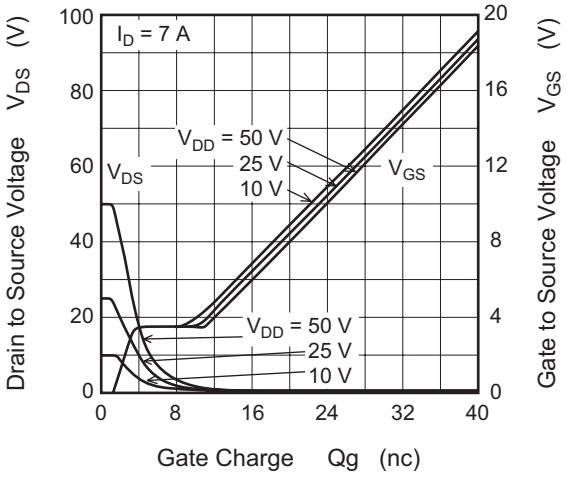

Switching Characteristics

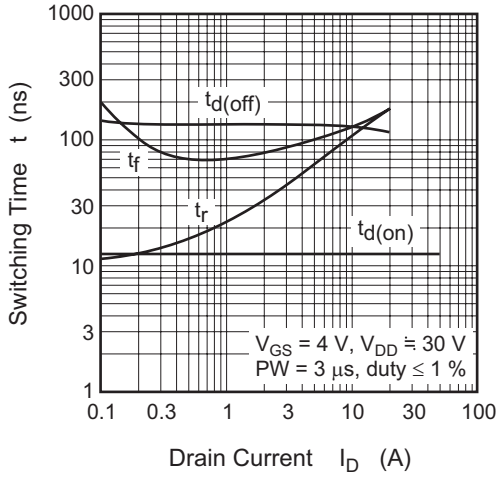

Reverse Drain Current vs.
Source to Drain Voltage

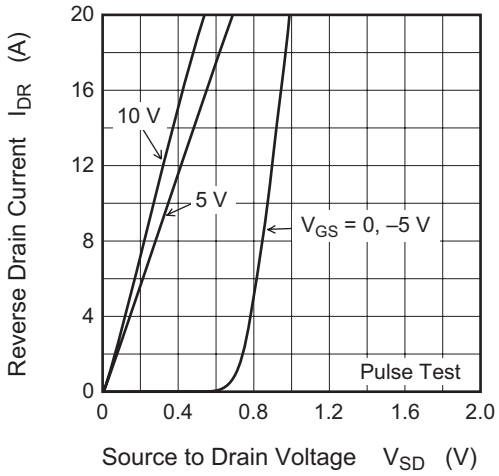

Maximum Avalanche Energy vs.
Channel Temperature Derating

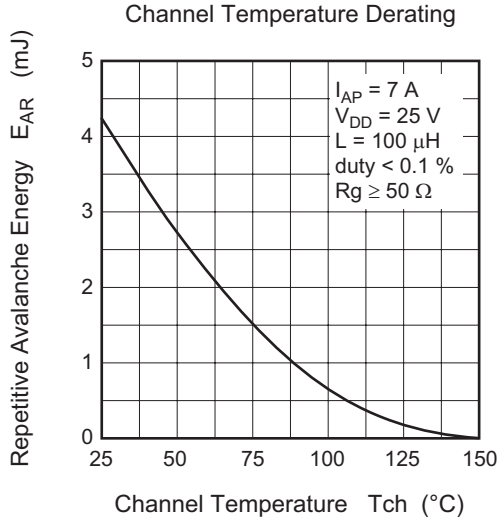

Normalized Transient Thermal Impedance vs. Pulse Width (1 Drive Operation)

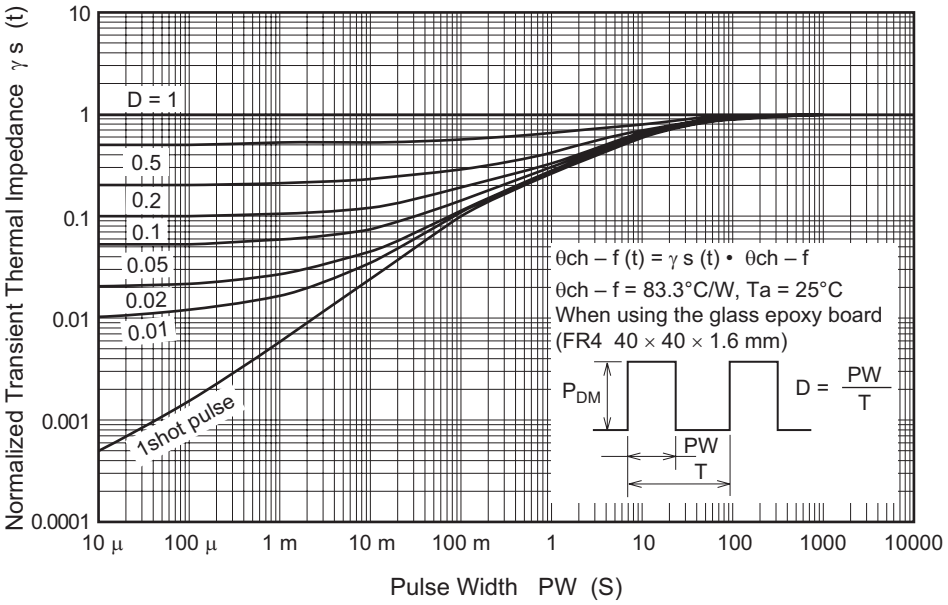

Avalanche Test Circuit

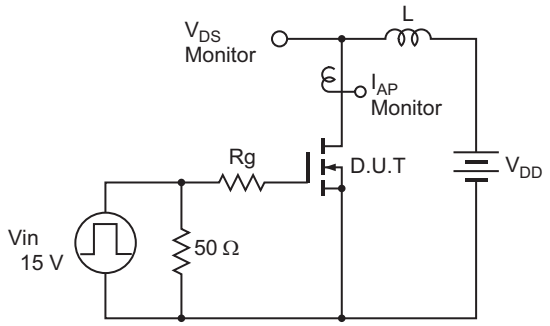

Avalanche Waveform

$$E_{AR} = \frac{1}{2} \cdot L \cdot I_{AP}^2 \cdot \frac{V_{DSS}}{V_{DSS} - V_{DD}}$$

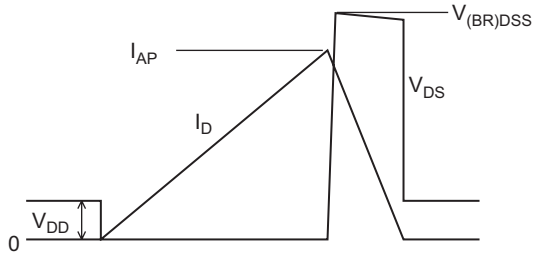

Switching Time Test Circuit

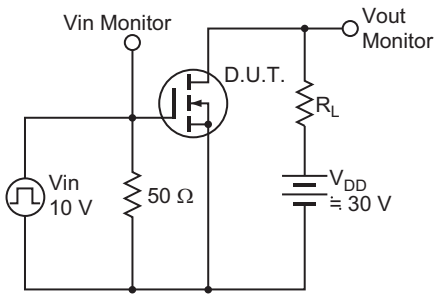

Switching Time Waveform

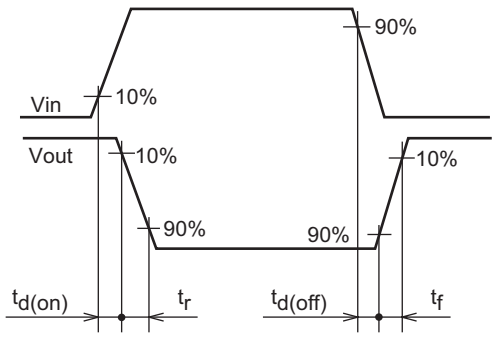

Package Dimensions

JEITA Package Code	RENESAS Code	Package Name	MASS[Typ.]
P-SOP8-3.95 × 4.9-1.27	PRSP0008DD-D	FP-8DAV	0.085g

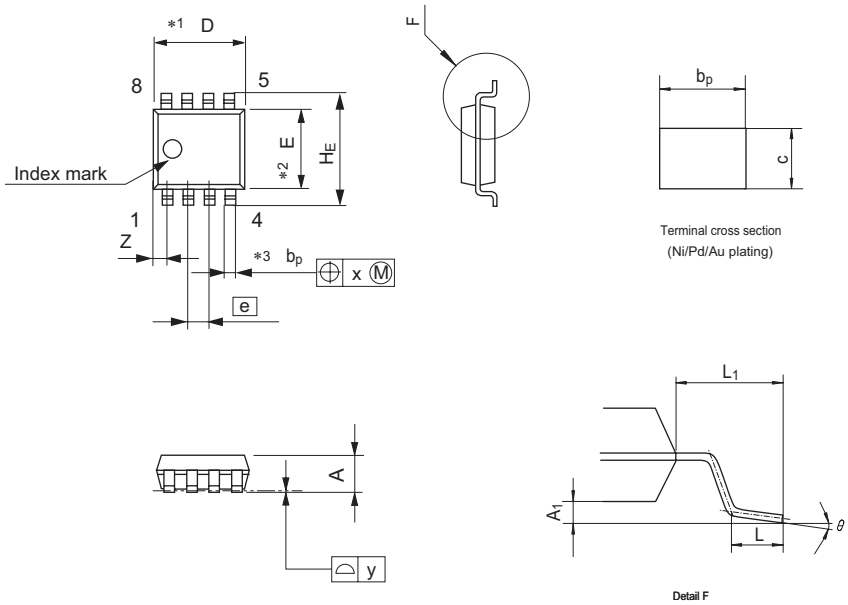

NOTE)
1. DIMENSIONS "*1(Nom)" AND "*2" DO NOT INCLUDE MOLD FLASH.
2. DIMENSION "*3" DOES NOT INCLUDE TRIM OFFSET.

Reference Symbol	Dimension in Millimeters		
	Min	Nom	Max
D	—	4.90	5.3
E	—	3.95	—
A_2	—	—	—
A_1	0.10	0.14	0.25
A	—	—	1.75
b_p	0.34	0.40	0.46
b_1	—	—	—
c	0.15	0.20	0.25
c_1	—	—	—
θ	0°	—	8°
H_E	5.80	6.10	6.20
e	—	1.27	—
x	—	—	0.25
y	—	—	0.1
Z	—	—	0.75
L	0.40	0.60	1.27
L_1	—	1.08	—

Ordering Information

Part Name	Quantity	Shipping Container
HAT2033R-EL-E	2500 pcs	Taping
HAT2033RJ-EL-E	2500 pcs	Taping

Note: For some grades, production may be terminated. Please contact the Renesas sales office to check the state of production before ordering the product.

Renesas Technology Corp. Sales Strategic Planning Div. Nippon Bldg., 2-6-2, Ohte-machi, Chiyoda-ku, Tokyo 100-0004, Japan

Keep safety first in your circuit designs!
1. Renesas Technology Corp. puts the maximum effort into making semiconductor products better and more reliable, but there is always the possibility that trouble may occur with them. Trouble with semiconductors may lead to personal injury, fire or property damage.
Remember to give due consideration to safety when making your circuit designs, with appropriate measures such as (i) placement of substitutive, auxiliary circuits, (ii) use of nonflammable material or (iii) prevention against any malfunction or mishap.

Notes regarding these materials
1. These materials are intended as a reference to assist our customers in the selection of the Renesas Technology Corp. product best suited to the customer's application; they do not convey any license under any intellectual property rights, or any other rights, belonging to Renesas Technology Corp. or a third party.
2. Renesas Technology Corp. assumes no responsibility for any damage, or infringement of any third-party's rights, originating in the use of any product data, diagrams, charts, programs, algorithms, or circuit application examples contained in these materials.
3. All information contained in these materials, including product data, diagrams, charts, programs and algorithms represents information on products at the time of publication of these materials, and are subject to change by Renesas Technology Corp. without notice due to product improvements or other reasons. It is therefore recommended that customers contact Renesas Technology Corp. or an authorized Renesas Technology Corp. product distributor for the latest product information before purchasing a product listed herein.
The information described here may contain technical inaccuracies or typographical errors.
Renesas Technology Corp. assumes no responsibility for any damage, liability, or other loss rising from these inaccuracies or errors.
Please also pay attention to information published by Renesas Technology Corp. by various means, including the Renesas Technology Corp. Semiconductor home page (http://www.renesas.com).
4. When using any or all of the information contained in these materials, including product data, diagrams, charts, programs, and algorithms, please be sure to evaluate all information as a total system before making a final decision on the applicability of the information and products. Renesas Technology Corp. assumes no responsibility for any damage, liability or other loss resulting from the information contained herein.
5. Renesas Technology Corp. semiconductors are not designed or manufactured for use in a device or system that is used under circumstances in which human life is potentially at stake. Please contact Renesas Technology Corp. or an authorized Renesas Technology Corp. product distributor when considering the use of a product contained herein for any specific purposes, such as apparatus or systems for transportation, vehicular, medical, aerospace, nuclear, or undersea repeater use.
6. The prior written approval of Renesas Technology Corp. is necessary to reprint or reproduce in whole or in part these materials.
7. If these products or technologies are subject to the Japanese export control restrictions, they must be exported under a license from the Japanese government and cannot be imported into a country other than the approved destination.
Any diversion or reexport contrary to the export control laws and regulations of Japan and/or the country of destination is prohibited.
8. Please contact Renesas Technology Corp. for further details on these materials or the products contained therein.

RENESAS SALES OFFICES

http://www.renesas.com

Refer to "**http://www.renesas.com/en/network**" for the latest and detailed information.

Renesas Technology America, Inc.
450 Holger Way, San Jose, CA 95134-1368, U.S.A
Tel: <1> (408) 382-7500, Fax: <1> (408) 382-7501

Renesas Technology Europe Limited
Dukes Meadow, Millboard Road, Bourne End, Buckinghamshire, SL8 5FH, U.K.
Tel: <44> (1628) 585-100, Fax: <44> (1628) 585-900

Renesas Technology Hong Kong Ltd.
7th Floor, North Tower, World Finance Centre, Harbour City, 1 Canton Road, Tsimshatsui, Kowloon, Hong Kong
Tel: <852> 2265-6688, Fax: <852> 2730-6071

Renesas Technology Taiwan Co., Ltd.
10th Floor, No.99, Fushing North Road, Taipei, Taiwan
Tel: <886> (2) 2715-2888, Fax: <886> (2) 2713-2999

Renesas Technology (Shanghai) Co., Ltd.
Unit2607 Ruijing Building, No.205 Maoming Road (S), Shanghai 200020, China
Tel: <86> (21) 6472-1001, Fax: <86> (21) 6415-2952

Renesas Technology Singapore Pte. Ltd.
1 Harbour Front Avenue, #06-10, Keppel Bay Tower, Singapore 098632
Tel: <65> 6213-0200, Fax: <65> 6278-8001

Renesas Technology Korea Co., Ltd.
Kukje Center Bldg. 18th Fl., 191, 2-ka, Hangang-ro, Yongsan-ku, Seoul 140-702, Korea
Tel: <82> 2-796-3115, Fax: <82> 2-796-2145

Renesas Technology Malaysia Sdn. Bhd.
Unit 906, Block B, Menara Amcorp, Amcorp Trade Centre, No.18, Jalan Persiaran Barat, 46050 Petaling Jaya, Selangor Darul Ehsan, Malaysia
Tel: <603> 7955-9390, Fax: <603> 7955-9510

© 2005. Renesas Technology Corp., All rights reserved. Printed in Japan.

Colophon .3.0