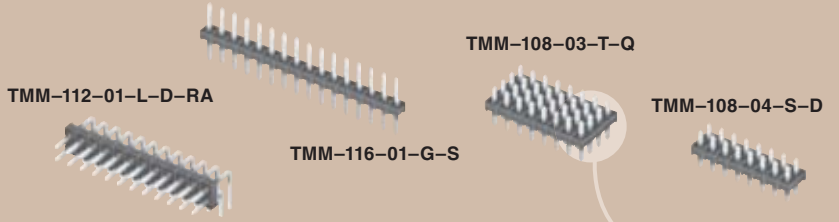




(2,00mm) .0787"

TMM SERIES



LOW PROFILE THROUGH-HOLE HEADER

SPECIFICATIONS

For complete specifications see www.samtec.com?TMM

Insulator Material:
Black Liquid Crystal Polymer

Terminal Material:
Phosphor Bronze

Plating:
Sn or Au over 50µ" (1,27µm) Ni

Operating Temp Range:
-55°C to +105°C with Tin;
-55°C to +125°C with Gold

Voltage Rating:
500 VAC mated with SQW
450 VAC mated with SQT

RoHS Compliant:
Yes

Lead-Free Solderable:
Yes



Mates with:
CLT, SQT, SQW, ESQT,
TLE, SMM, MMS,
TCSD, TLSD

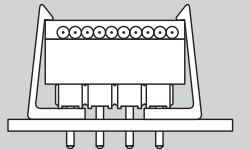


Single, double and quad row


Ultra-low profile (1,50mm) .059"

Choice of five lead styles

APPLICATION



APPLICATIONS



CURRENT RATING	
AMBIENT TEMP	Mated with SMM
20°C	3.9A
40°C	3.5A
60°C	3A
95°C	2A

6 POSITIONS (2x3) POWERED

Note: Some lengths, styles and options are non-standard, non-returnable.

Also Available

Press Fit
See PTT Series.

Surface Mount
See TMM Series.

Elevated
See TW Series.

High Density
See TMMH Series.

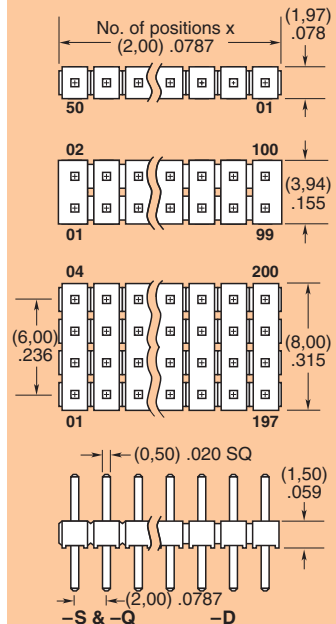
Shrouded Four Row Vertical & Right Angle
See TMMS Series.

Paste In Hole (PIH) processing.
Contact Samtec ASP Group.

TMM - **1** **NO. PINS PER ROW** - **LEAD STYLE** - **PLATING OPTION** - **ROW OPTION** - **OTHER OPTION**

01 thru 50

Specify LEAD STYLE from chart below.



LEAD STYLE	A	B	C
-01	(3,20) .126	(3,50) .138	(3,70) .146
-02	(8,20) .323	(3,70) .146	(3,00) .118
-03	(4,00) .158	(2,70) .106	
-04	(5,69) .224	(1,91) .075	(2,29) .090
-05	(5,43) .214	(1,65) .065	
-06	(9,58) .377	(3,20) .126	(4,88) .192

-L
= 10µ" (0,25µm)
Gold on post, Matte Tin on tail

-G
= 20µ" (0,51µm)
Gold on post, Gold flash on tail

-S
= 30µ" (0,76µm)
Gold on post, Matte Tin on tail

-T
= Matte Tin

-S
= Single Row

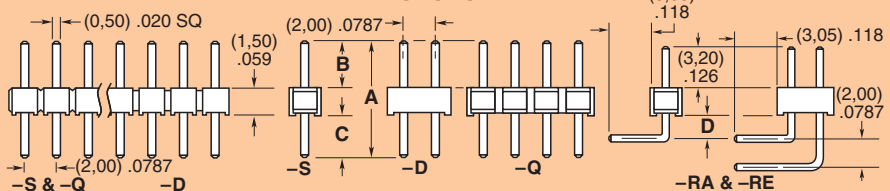
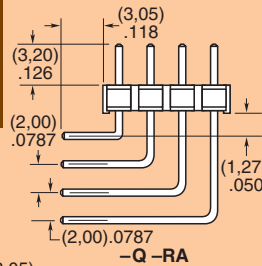
-D
= Double Row

-Q
= Four Row

-RA & -RE
= Right Angle (Lead Style -01 only)
(2 positions minimum, -Q row)

-RC
= Retention Clip (Mates with TCSD)
(Double row only, 4 positions minimum, only available -06 lead style)

"XXX"
= Polarized Position (Specify position of omitted pin)



OPTION	D
-RA	(1,27) .050
-RE	(3,56) .140

Due to technical progress, all designs, specifications and components are subject to change without notice.

WWW.SAMTEC.COM