


Power Metal Strip® Resistors, Low Value (Down to 0.0005 Ω), Surface Mount



FEATURES

- Ideal for all types of current sensing, voltage division and pulse applications including switching and linear power supplies, instruments, power amplifiers
- Proprietary processing technique produces extremely low resistance values (down to 0.0005 Ω)
- All welded construction
- Solderable terminations
- Very low inductance 0.5 nH to 5 nH
- Excellent frequency response to 50 MHz
- Low thermal EMF (< 3 μV/°C)
- Solid metal nickel-chrome or manganese-copper alloy resistive element with low TCR (< 20 ppm/°C)
- AEC-Q200 qualified available ⁽¹⁾
- Compliant to RoHS Directive 2002/95/EC



Note

⁽¹⁾ Flame retardance test may not be applicable to some resistor technologies

Notes

- * Pb containing terminations are not RoHS compliant, exemptions may apply
- ** Please see document "Vishay Material Category Policy": www.vishay.com/doc?99902

STANDARD ELECTRICAL SPECIFICATIONS

| GLOBAL MODEL | SIZE | POWER RATING $P_{70^{\circ}\text{C}}$ W | RESISTANCE VALUE RANGE Ω | | WEIGHT (typical) g/1000 pieces |
|--------------|------|--|--------------------------|---------------|-----------------------------------|
| | | | Tol. ± 0.5 % | Tol. ± 1.0 % | |
| WSL0603 | 0603 | 0.1 | 0.003 to 0.1 | 0.002 to 0.1 | 1.9 |
| WSL0805 | 0805 | 0.125 | 0.005 to 0.2 | 0.005 to 0.2 | 4.8 |
| WSL1206 | 1206 | 0.25 | 0.005 to 0.2 | 0.001 to 0.2 | 16.2 |
| WSL2010 | 2010 | 0.5 | 0.004 to 0.5 | 0.001 to 0.5 | 38.9 |
| WSL2512 | 2512 | 1.0 ⁽²⁾ | 0.003 to 0.5 | 0.0005 to 0.5 | 63.6 |
| WSL2816 | 2816 | 2.0 | 0.003 to 0.1 | 0.002 to 0.1 | 118 |

Notes

- Part marking: Value; tolerance: Due to resistor size limitations some resistors will be marked with only the resistance value.
- ⁽²⁾ For values above 0.1 Ω derate linearly to 80 % rated power at 0.5 Ω.

TECHNICAL SPECIFICATIONS

| PARAMETER | UNIT | WSL RESISTOR CHARACTERISTICS |
|-----------------------------|--------|---|
| Temperature coefficient | ppm/°C | ± 75 for 7 mΩ to 0.5 Ω, ± 110 for 5 mΩ to 6.9 mΩ, ± 150 for 3 mΩ to 4.9 mΩ, ± 275 for 1 mΩ to 2.9 mΩ, ± 400 for 0.5 mΩ to 0.99 mΩ |
| Operating temperature range | °C | - 65 to + 170 |
| Maximum working voltage | V | $(P \times R)^{1/2}$ |

GLOBAL PART NUMBER INFORMATION

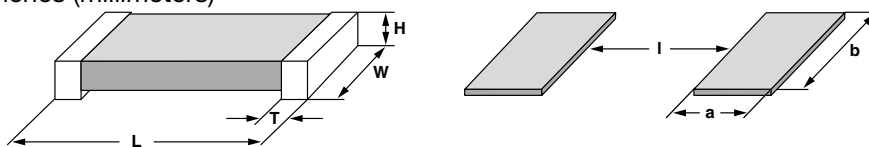
Global Part Numbering example: WSL25124L000FTA

| | | | | | | | | | | | | | | | | |
|---|---|---|---|---|---|---|---|---|---|---|---|---|---|---|--|--|
| W | S | L | 2 | 5 | 1 | 2 | 4 | L | 0 | 0 | 0 | F | T | A | | |
|---|---|---|---|---|---|---|---|---|---|---|---|---|---|---|--|--|

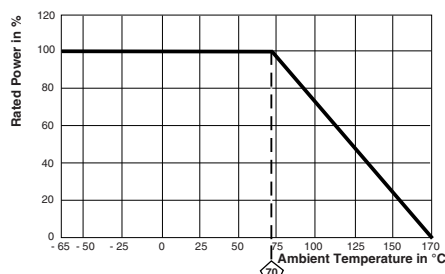
| GLOBAL MODEL | RESISTANCE VALUE | TOLERANCE CODE | PACKAGING CODE | SPECIAL |
|--|---|---|--|---|
| WSL0603 WSL0805 WSL1206 WSL2010 WSL2512 WSL2816 | L = mΩ* R = Decimal 5L000 = 0.005 Ω R0100 = 0.01 Ω * Use "L" for resistance values < 0.01 Ω | D = ± 0.5 % F = ± 1.0 % J = ± 5.0 % | EA = Lead (Pb)-free, tape/reel EH = Lead (Pb)-free, tape/reel (WSL2816) EK = Lead (Pb)-free, bulk TA = Tin/lead, tape/reel (R86) TG = Tin/lead, tape/reel (RT1, for WSL0603 and WSL0805) TH = Tin/lead, tape/reel (RJ9, WSL2816) BA = Tin/lead, bulk (B43) | (Dash number) (up to 2 digits) From 1 to 99 as applicable |

Historical Part Numbering example: WSL2512 0.004 Ω 1 % R86

| | | | |
|------------------|------------------|----------------|-----------|
| WSL2512 | 0.004 Ω | 1 % | R86 |
| HISTORICAL MODEL | RESISTANCE VALUE | TOLERANCE CODE | PACKAGING |

DIMENSIONS in inches (millimeters)


| MODEL | RESISTANCE RANGE (Ω) | DIMENSIONS | | | | SOLDER PAD DIMENSIONS | | |
|---------|-------------------------------|---|---|--|--|-----------------------|-----------------|-----------------|
| | | L | W | H | T | a | b | l |
| WSL0603 | 0.01 to 0.1 | 0.060 ± 0.010 (1.52 \pm 0.254) | 0.030 ± 0.010 (0.76 \pm 0.254) | 0.013 ± 0.005 (0.330 \pm 0.127) | 0.015 ± 0.010 (0.381 \pm 0.254) | 0.040 (1.01) | 0.040 (1.01) | 0.020 (0.50) |
| WSL0805 | 0.005 to 0.2 | 0.080 ± 0.010 (2.03 \pm 0.254) | 0.050 ± 0.010 (1.27 \pm 0.254) | 0.013 ± 0.005 (0.330 \pm 0.127) | 0.015 ± 0.010 (0.381 \pm 0.254) | 0.040 (1.02) | 0.050 (1.27) | 0.020 (0.50) |
| WSL1206 | 0.001 to 0.0019 | 0.126 ± 0.010 (3.20 \pm 0.254) | 0.063 ± 0.010 (1.60 \pm 0.254) | 0.025 ± 0.010 (0.635 \pm 0.254) | 0.041 ± 0.010 (1.04 \pm 0.254) | 0.062 (1.57) | 0.070 (1.78) | 0.030 (0.76) |
| | 0.002 to 0.0059 | | | | 0.025 ± 0.010 (0.635 \pm 0.254) | | | |
| | 0.006 to 0.20 | | | | 0.020 ± 0.010 (0.508 \pm 0.254) | | | |
| WSL2010 | 0.001 to 0.0069 | 0.200 ± 0.010 (5.08 \pm 0.254) | 0.100 ± 0.010 (2.54 \pm 0.254) | 0.025 ± 0.010 (0.635 \pm 0.254) | 0.058 ± 0.010 (1.47 \pm 0.254) | 0.093 (2.36) | 0.120 (3.05) | 0.055 (1.40) |
| | 0.007 to 0.5 | | | | 0.020 ± 0.010 (0.508 \pm 0.254) | 0.055 (1.40) | 0.120 (3.05) | 0.130 (3.30) |
| WSL2512 | 0.0005 to 0.00099 | 0.250 ± 0.010 (6.35 \pm 0.254) | 0.125 ± 0.010 (3.18 \pm 0.254) | 0.025 ± 0.010 (0.635 \pm 0.254) | 0.107 ± 0.010 (2.72 \pm 0.254) | 0.120 (3.05) | 0.145 (3.68) | 0.050 (1.27) |
| | 0.001 to 0.0049 | | | | 0.087 ± 0.010 (2.21 \pm 0.254) | | | 0.125 (3.18) |
| | 0.005 to 0.0069 | | | | 0.047 ± 0.010 (1.19 \pm 0.254) | 0.083 (2.11) | | |
| | 0.007 to 0.5 | | | | 0.030 ± 0.010 (0.762 \pm 0.254) | 0.065 (1.65) | | 0.160 (4.06) |
| WSL2816 | 0.002 to 0.00399 | 0.280 ± 0.010 (7.1 \pm 0.254) | 0.165 ± 0.010 (4.2 \pm 0.254) | 0.025 ± 0.010 (0.635 \pm 0.254) | 0.098 ± 0.010 (2.49 \pm 0.254) | 0.096 (2.45) | 0.185 (4.7) | 0.125 (3.20) |
| | 0.004 to 0.1 | | | | 0.062 ± 0.010 (1.57 \pm 0.254) | | | |

DERATING


| PERFORMANCE | | |
|---------------------------|--|---|
| TEST | CONDITIONS OF TEST | TEST LIMITS |
| Thermal shock | - 55 °C to + 150 °C, 1000 cycles, 15 min at each extreme | $\pm (0.5 \% + 0.0005 \Omega) \Delta R$ |
| Short time overload | 5 x rated power for 5 s | $\pm (0.5 \% + 0.0005 \Omega) \Delta R$ |
| Low temperature operation | - 65 °C for 24 h | $\pm (0.5 \% + 0.0005 \Omega) \Delta R$ |
| High temperature exposure | 1000 h at + 170 °C | $\pm (1.0 \% + 0.0005 \Omega) \Delta R$ |
| Bias humidity | + 85 °C, 85 % RH, 10 % bias, 1000 h | $\pm (0.5 \% + 0.0005 \Omega) \Delta R$ |
| Mechanical shock | 100 g's for 6 ms, 5 pulses | $\pm (0.5 \% + 0.0005 \Omega) \Delta R$ |
| Vibration | Frequency varied 10 Hz to 2000 Hz in 1 min, 3 directions, 12 h | $\pm (0.5 \% + 0.0005 \Omega) \Delta R$ |
| Load life | 1000 h at rated power, + 70 °C, 1.5 h "ON", 0.5 h "OFF" | $\pm (1.0 \% + 0.0005 \Omega) \Delta R$ |
| Resistance to solder heat | + 260 °C solder, 10 s to 12 s dwell, 25 mm/s emergence | $\pm (0.5 \% + 0.0005 \Omega) \Delta R$ |
| Moisture resistance | MIL-STD-202, method 106, 0 % power, 7a and 7b not required | $\pm (0.5 \% + 0.0005 \Omega) \Delta R$ |

| PACKAGING | | | | |
|-----------|------------------------|-----------|-------------|------|
| MODEL | REEL | | | |
| | TAPE WIDTH | DIAMETER | PIECES/REEL | CODE |
| WSL0603 | 8 mm/punched paper | 178 mm/7" | 5000 | EA |
| WSL0805 | 8 mm/punched paper | 178 mm/7" | 5000 | EA |
| WSL1206 | 8 mm/embossed plastic | 178 mm/7" | 4000 | EA |
| WSL2010 | 12 mm/embossed plastic | 178 mm/7" | 4000 | EA |
| WSL2512 | 12 mm/embossed plastic | 178 mm/7" | 2000 | EA |
| WSL2816 | 12 mm/embossed plastic | 178 mm/7" | 2000 | EH |

Note

- Embossed Carrier Tape per EIA-481.



Disclaimer

ALL PRODUCT, PRODUCT SPECIFICATIONS AND DATA ARE SUBJECT TO CHANGE WITHOUT NOTICE TO IMPROVE RELIABILITY, FUNCTION OR DESIGN OR OTHERWISE.

Vishay Intertechnology, Inc., its affiliates, agents, and employees, and all persons acting on its or their behalf (collectively, "Vishay"), disclaim any and all liability for any errors, inaccuracies or incompleteness contained in any datasheet or in any other disclosure relating to any product.

Vishay makes no warranty, representation or guarantee regarding the suitability of the products for any particular purpose or the continuing production of any product. To the maximum extent permitted by applicable law, Vishay disclaims (i) any and all liability arising out of the application or use of any product, (ii) any and all liability, including without limitation special, consequential or incidental damages, and (iii) any and all implied warranties, including warranties of fitness for particular purpose, non-infringement and merchantability.

Statements regarding the suitability of products for certain types of applications are based on Vishay's knowledge of typical requirements that are often placed on Vishay products in generic applications. Such statements are not binding statements about the suitability of products for a particular application. It is the customer's responsibility to validate that a particular product with the properties described in the product specification is suitable for use in a particular application. Parameters provided in datasheets and/or specifications may vary in different applications and performance may vary over time. All operating parameters, including typical parameters, must be validated for each customer application by the customer's technical experts. Product specifications do not expand or otherwise modify Vishay's terms and conditions of purchase, including but not limited to the warranty expressed therein.

Except as expressly indicated in writing, Vishay products are not designed for use in medical, life-saving, or life-sustaining applications or for any other application in which the failure of the Vishay product could result in personal injury or death. Customers using or selling Vishay products not expressly indicated for use in such applications do so at their own risk and agree to fully indemnify and hold Vishay and its distributors harmless from and against any and all claims, liabilities, expenses and damages arising or resulting in connection with such use or sale, including attorneys fees, even if such claim alleges that Vishay or its distributor was negligent regarding the design or manufacture of the part. Please contact authorized Vishay personnel to obtain written terms and conditions regarding products designed for such applications.

No license, express or implied, by estoppel or otherwise, to any intellectual property rights is granted by this document or by any conduct of Vishay. Product names and markings noted herein may be trademarks of their respective owners.

Material Category Policy

Vishay Intertechnology, Inc. hereby certifies that all its products that are identified as RoHS-Compliant fulfill the definitions and restrictions defined under Directive 2011/65/EU of The European Parliament and of the Council of June 8, 2011 on the restriction of the use of certain hazardous substances in electrical and electronic equipment (EEE) - recast, unless otherwise specified as non-compliant.

Please note that some Vishay documentation may still make reference to RoHS Directive 2002/95/EC. We confirm that all the products identified as being compliant to Directive 2002/95/EC conform to Directive 2011/65/EU.