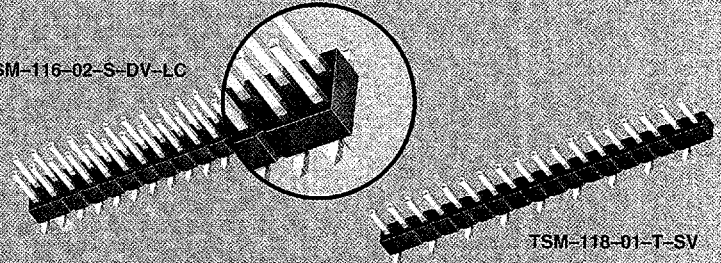




TSM-116-02-S-DV-LC



TSM-118-01-T-SV

.025" SQ TERMINAL STRIPS TSM SERIES

Mates with:
SSW, SSQ, SSM, BSW,
ESW, ESQ, CLH, BCS,
IDSS, IDSD

Features:

- Single or double row
- Vertical or horizontal pin orientation
- Standard or extra length post height
- Alignment pins
- Locking clips
- Pick & Place Pads
- Polarization option
- Molded with high temperature Liquid Crystal Polymer for infrared or vapor phase reflow soldering.
- Mates with Samtec surface mount sockets, or with other Samtec high temperature through-hole sockets for mixed technology applications.

Edge Mount available. Call Samtec.

TSM	1	NO. PINS PER ROW	LEAD STYLE	PLATING OPTION
		02 thru 36		
				-S = 30μ" (0,76μm) Gold on post, 200μ" (5,08μm) Tin on tail
				-L = 10μ" (0,25μm) Gold on post, 200μ" (5,08μm) Tin on tail
				-T = 200μ" (5,08μm) Tin
			New!	-O5 = .075" (1,91mm) Post Height (Mates with CLH) (-SV & -DV only)

Specifications:

TSM HI-TEMP

Insulator Material:
Black Liquid Crystal Polymer

Terminal Material:
Phosphor Bronze

Current Rating:
3A continuous

Operating Temp Range:
-65°C to +105°C with Tin;

-65°C to +125°C with Gold

Max Processing Temp:
230°C for 60 seconds

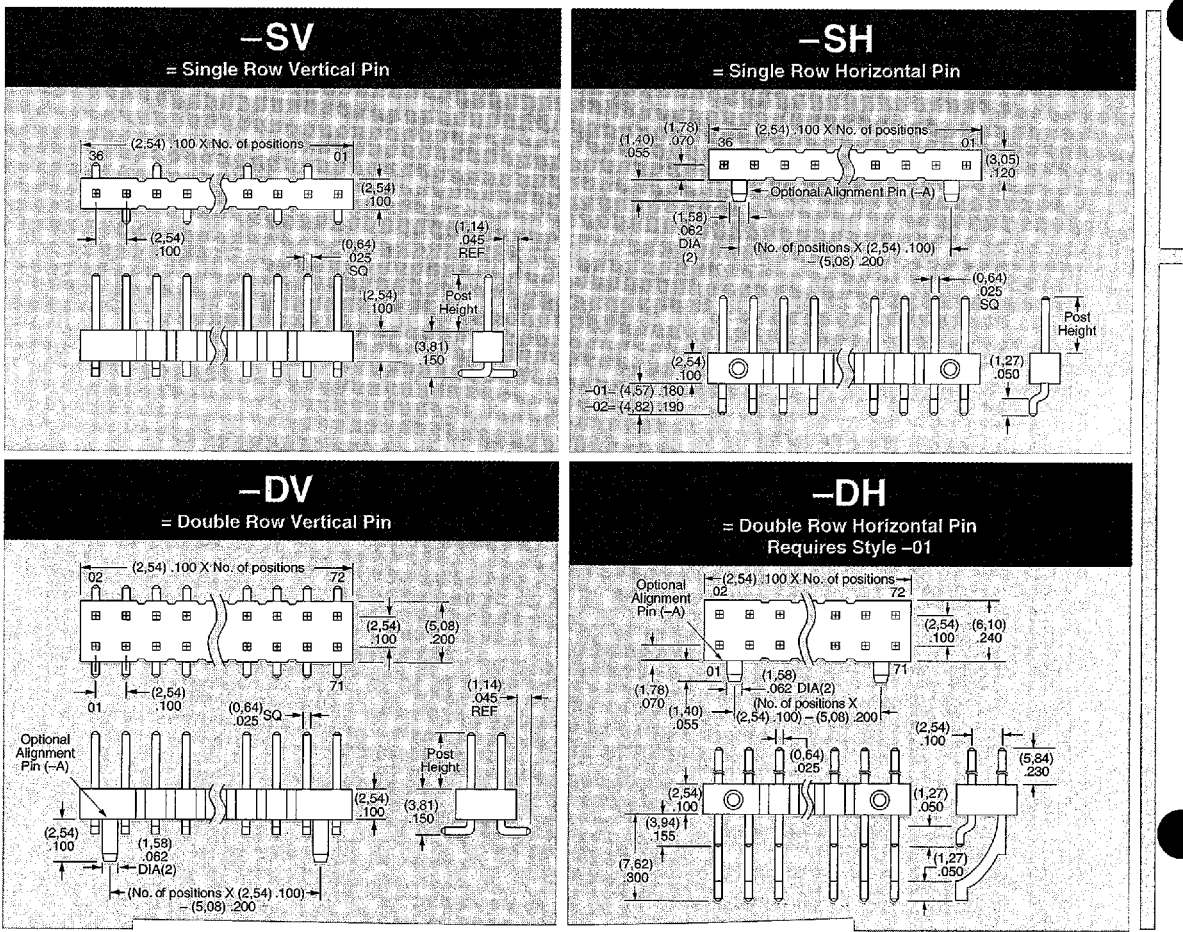
Plating:

Au or Sn over

50μ" (1,27μm) Ni


SMT Lead Coplanarity:
.006" (0,15mm) max

Note: Some lengths, styles and options are non-standard, non-returnable.




D 12F 7964149 0002103 939


TSM-116-03-L-DH



TSM-115-01-T-SH-A



TSM-110-01-T-DV-P



ROW
OPTION

OPTIONS

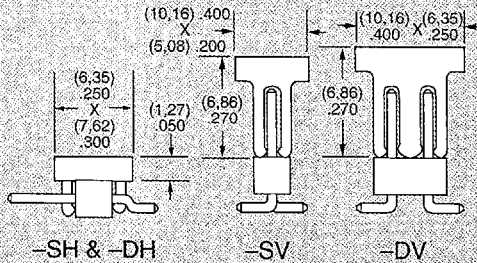
**FLEX
MOLD**

-A

= Alignment Pin
Metal or plastic at Samtec discretion
(Not available with -SV)

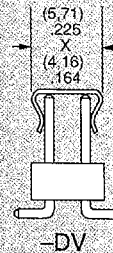
-P

= Plastic Pick & Place Pad
(4 positions minimum)



-M

= Metal
Pick & Place Pad



-XX

= Polarized Position

-TR

= Tape & Reel Packaging
Not available
with -MT or -SV

TAPE & REEL AVAILABILITY

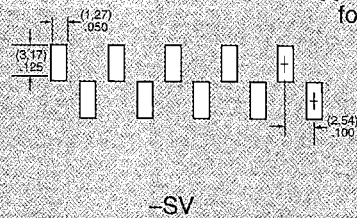
No tooling charges.
125 piece minimum order.
Order any quantity above minimum.
In-house design, manufacture.
Quick turn-around.
Call Samtec for specifications
and ordering information.

APPLICATION SPECIFIC OPTIONS

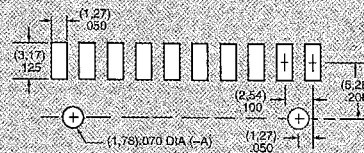
Mixed technology, locking clips and molded
pick and place pads available. Call Samtec.

PCB LAYOUTS

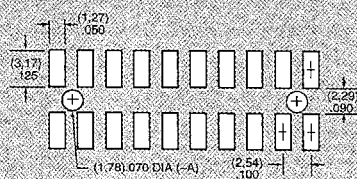
Suggested PCB Layouts
for TSM Series



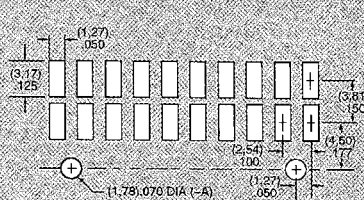
-SV



-SH




-DV



-DH

Suggested Layout
for SSM Series
(Pass Through Application)



D 12F 7964149 0002104 875