

300W, 9 to 53V Input Non-Isolated Buck-Boost DC-DC Converter



Industrial



Test



COMM



Broadcast



The i7C series of non-isolated step-up / step-down converters are ideal for generating additional DC output voltage rails up to 300 W from a single output 12V, 24V or 48V AC-DC power supply. The highly efficient i7C series accepts a very wide DC input and has a wide output adjustment range. Three mechanical configurations are available; low profile open frame, baseplate construction for conduction cooling, or integral heat sink for convection or forced air cooling. A full feature* Power Good signal, switching frequency synchronization and output current monitoring option is available.

Features	Benefits
• Up to 300W in a 1/16th Brick Pin-Out	• High Power Density, Less Board Area Needed
• High Efficiency - Up to 97%	• Longer Battery Life / Low Power Consumed
• Wide 5 to 28V or 9.6 to 48V Output Adjustment	• One Part Supports Multiple System Voltages
• Wide 9 to 53Vdc Input Range	• Can Operate From Different DC Source Voltages
• Low Component Count With Minimal External Components	• Low Cost
• Low Airflow With Minimal Derating Requirements	• Easy To Cool In End System

Model Selector								
Model	Output Voltage (V)	Max Current (A)	Max Power (W)	Positive Logic On/Off	Negative Logic On/Off	Full Feature*	Integrated Heatsink	Integrated Baseplate
i7C4W008A120V-001-R	9.6 - 48	8	300	-	Yes	-	-	-
i7C4W008A120V-002-R	9.6 - 48	8	300	Yes	-	Yes	-	-
i7C4W008A120V-003-R	9.6 - 48	8	300	-	Yes	Yes	-	-
i7C4W008A120V-0C1-R	9.6 - 48	8	300	-	Yes	-	-	Yes
i7C4W008A120V-0F1-R	9.6 - 48	8	300	-	Yes	-	Yes	-
i7C4W012A050V-001-R	5 - 28	12.5	300	-	Yes	-	-	-
i7C4W012A050V-002-R	5 - 28	12.5	300	Yes	-	Yes	-	-
i7C4W012A050V-003-R	5 - 28	12.5	300	-	Yes	Yes	-	-
i7C4W012A050V-0C1-R	5 - 28	12.5	300	-	Yes	-	-	Yes
i7C4W012A050V-0F1-R	5 - 28	12.5	300	-	Yes	-	Yes	-

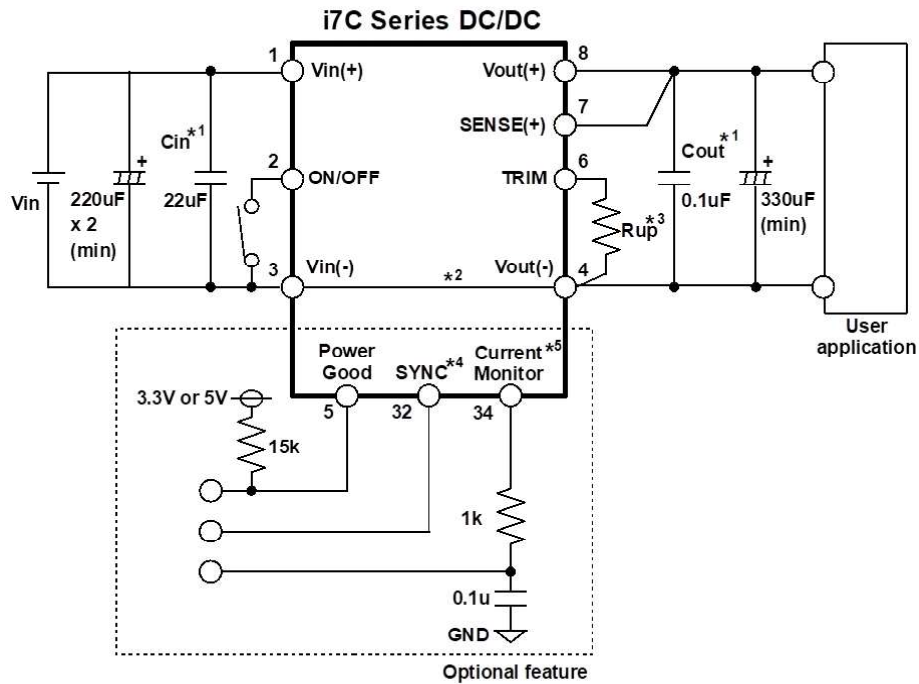
Preferred model

*Consult factory for a part number suffix of other feature combinations.

Specification		
Model	I7C4W012A050V	
	I7C4W008A120V	
Input		
Input Voltage range	Vdc	9 - 53 (Turn on at 9.5V typ)
Input Current	A	25A maximum
Standby Input Current (typ)	mA	0.25 (Nominal input, ON/OFF = OFF)
No Load Input Current (typ)	mA	5.0 (Vin = 24 V, Vo = 12 V, Io = No load)
Efficiency	%	91 - 96
Safety Agency Certifications	-	IEC/UL/CSA/EN60950-1, IEC/UL/CSA/EN62368-1, CE Mark (LVD and RoHS)
Output		
Output Voltage Tolerance	%	± 4
Switching Frequency	kHz	250
Line Regulation	%	0.8
Load Regulation	%	0.8
External Load Capacitance	uF	330 - 3000
Ripple & Noise	mV	200
Overcurrent Protection Threshold (typ)	-	17
Overvoltage Protection	V	None
Overtemperature Protection	-	Yes
Remote Sense	-	(+) Sense, compensating up to 5% of output voltage
Remote On/Off	-	See Model Selector
Power Good	-	Optional (Full Feature Version)
Frequency Synchronization (Sync)	-	Optional (Full Feature Version)
Current Monitor	-	Optional (Full Feature Version)
Parallel Operation	-	Not possible
Series Operation	-	Not possible
Environmental		
Operating Temperature	°C	-40 to 125 (see thermal data on website)
Storage Temperature	°C	-55 to 125
Humidity (non condensing)	%RH	5 - 95 (Operating & Storage)
Cooling	-	Convection, conduction (baseplate) or forced air
Other		
Weight (Typ)	g	Open Frame: 25g, with Baseplate: 49g, with Heatsink: 64g
Size (LxWxH)	mm	Open Frame: 34 x 36.8 x 12.2
		With Baseplate: 34 x 36.8 x 13.0
		With Heatsink: 34 x 36.8 x 24.9
Size (LxWxH)	Inches	Open Frame: 1.34 x 1.45 x 0.5
		With Baseplate: 1.34 x 1.45 x 0.51
		With Heatsink: 1.34 x 1.45 x 0.98
MTBF - Telcordia SR-332	-	> 10 MHrs; 100% Load; Ta = 40 °C
Warranty	yrs	3 years

Notes
See website for detailed specifications and test methods.

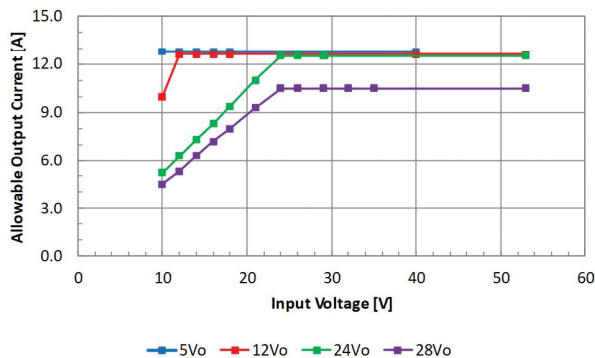
Typical Application Circuit



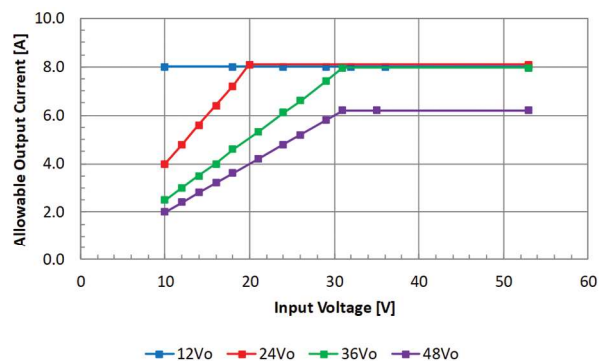
Recommendations:

1. Cin/Cout MLCC should be connected to the i7C module as close as possible in order to reject high frequency noise.
2. Connect Vin(-) and Vout(-) to copper ground plane underneath the i7C module.
3. TRIM resistor "Rup" should be connected to the i7C module as close as possible.
4. SYNC must be connected to GND when not in use.
5. External R-C filter is needed for Current Monitor

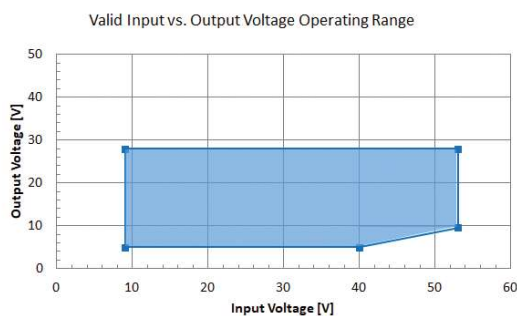
Operating Range I7C4W012A050V



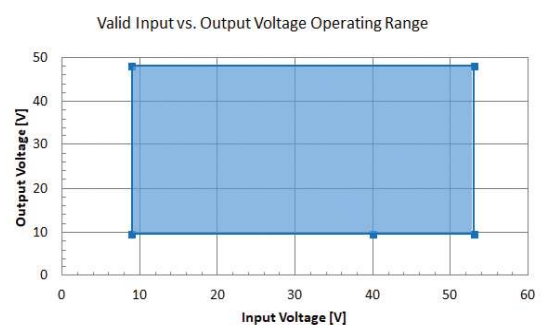
Operating Range I7C4W008A120V



Operating Range i7C4W012A050V

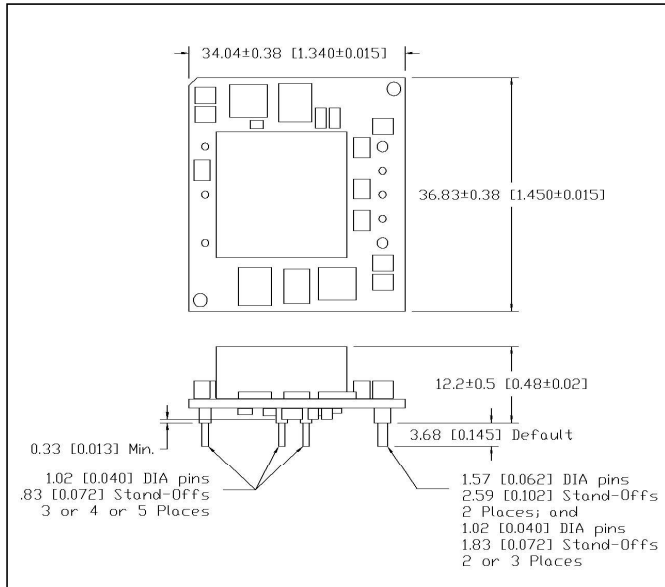


Operating Range i7C4W008A120V

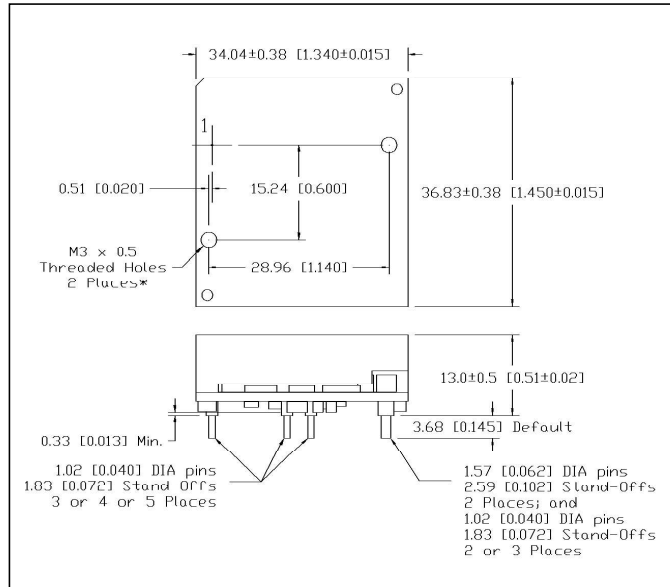


Mechanical Specification

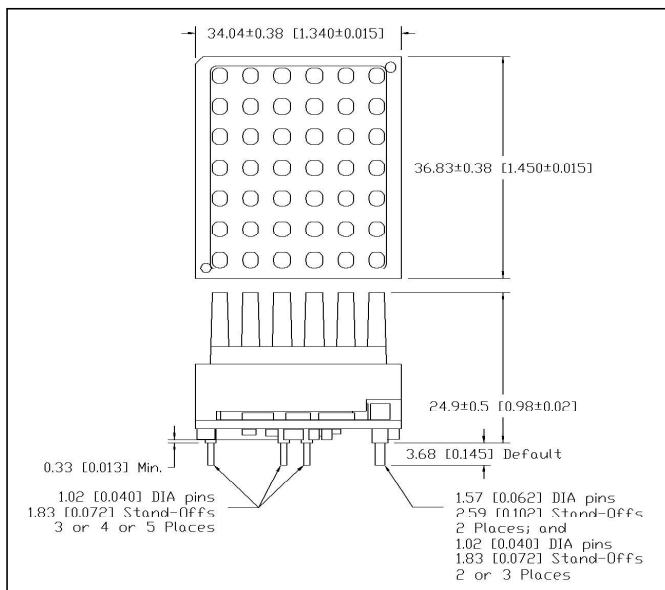
Openframe - 00x-R Series



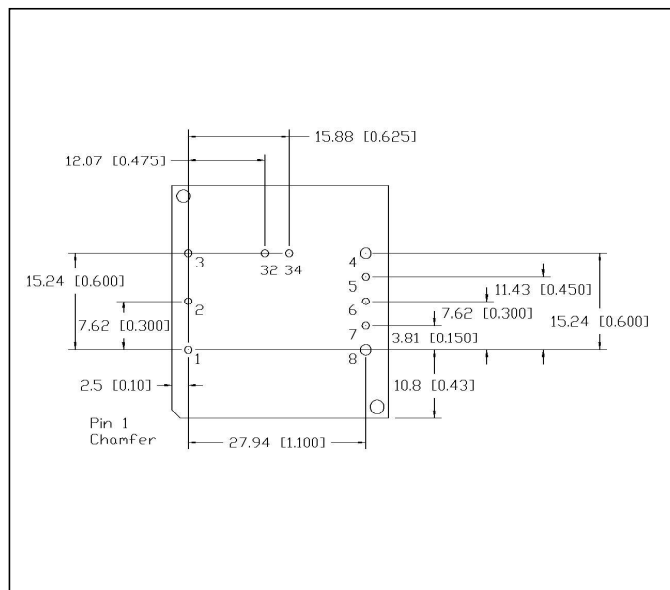
Baseplate - xCx-R Series



Heatsink - xFx-R Series

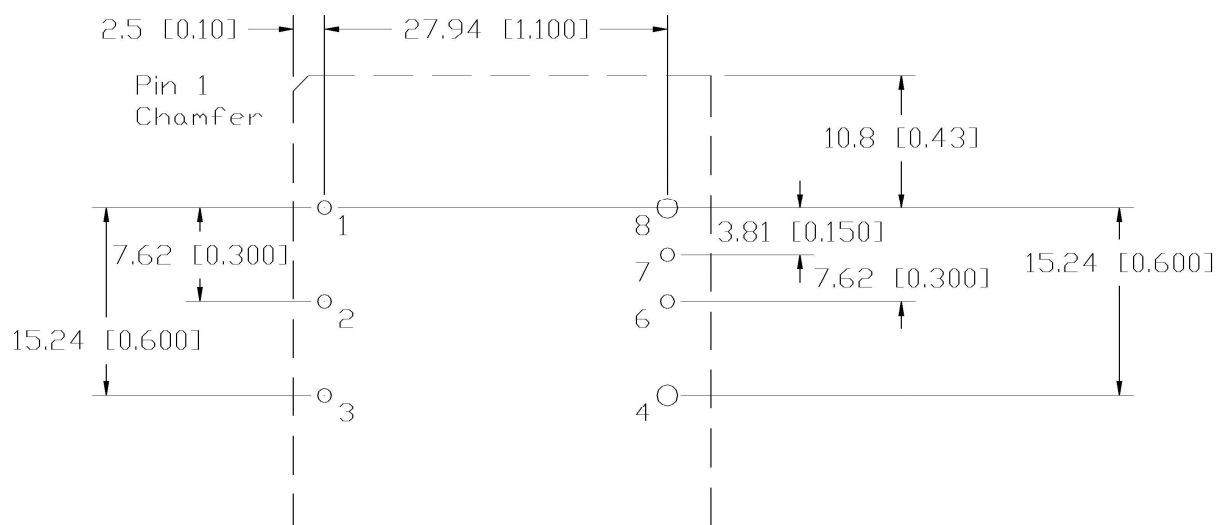


Mechanical Pin-Out / Spacing

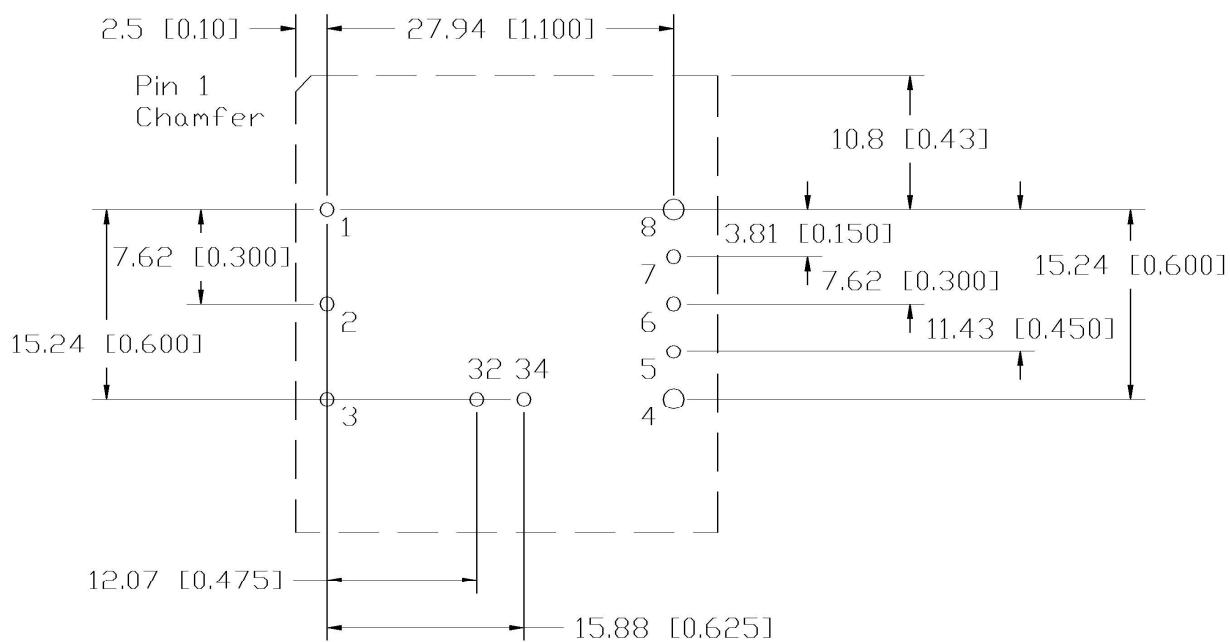


Mechanical Specification

Recommended Hole Pattern – STANDARD – xx1-R (Top View)



Recommended Hole Pattern – FULL FEATURE – xx2-R / -xx3-R (Top View)



Pinout

PIN	Function	PIN	Function
1	VIN (+)	6	TRIM
2	ON / OFF	7	SENSE (+)
3	VIN (-)	8	VOUT (+)
4	VOUT (-)	32	Sync (Option)
5	PWR GOOD (Option)	34	I Mon (Option)

Evaluation Board

Evaluation Kit PN	Description
i7C08A-C03-EVK-S1	Evaluation kit with i7C4W008A120V-003-R Full-Featured Module
i7C12A-C03-EVK-S1	Evaluation kit with i7C4W012A050V-003-R Full-Featured Module



TDK-Lambda France SAS

Tel: +33 1 60 12 71 65
france@fr.tdk-lambda.com
www.emea.lambda.tdk.com/fr



Italy Sales Office

Tel: +39 02 61 29 38 63
info.italia@it.tdk-lambda.com
www.emea.lambda.tdk.com/it



Netherlands

info@nl.tdk-lambda.com
www.emea.lambda.tdk.com/nl



TDK-Lambda Germany GmbH

Tel: +49 7841 666 0
info.germany@de.tdk-lambda.com
www.emea.lambda.tdk.com/de



Austria Sales Office

Tel: +43 2256 655 84
info@at.tdk-lambda.com
www.emea.lambda.tdk.com/at




Switzerland Sales Office

Tel: +41 44 850 53 53
info@ch.tdk-lambda.com
www.emea.lambda.tdk.com/ch



Nordic Sales Office

Tel: +45 8853 8086
info@dk.tdk-lambda.com
www.emea.lambda.tdk.com/dk



TDK-Lambda UK Ltd.

Tel: +44 (0) 12 71 85 66 66
powersolutions@uk.tdk-lambda.com
www.emea.lambda.tdk.com/uk



TDK-Lambda Ltd.

Tel: +9 723 902 4333
info@tdk-lambda.co.il
www.emea.lambda.tdk.com/il



C.I.S.

Commercial Support:

Tel: +7 (495) 665 2627

Technical Support:

Tel: +7 (812) 658 0463
info@tdk-lambda.ru
www.emea.lambda.tdk.com/ru



TDK-Lambda Americas

Tel: +1 800-LAMBDA-4 or 1-800-526-2324
powersolutions@us.tdk-lambda.com
www.us.lambda.tdk.com



TDK Electronics do Brasil Ltda

Tel: +55 11 3289-9599
sales.br@tdk-electronics.tdk.com
www.tdk-electronics.tdk.com/en



TDK-Lambda Corporation

Tel: +81-3-6778-1113
www.jp.lambda.tdk.com



TDK-Lambda (China) Electronics Co. Ltd.

Tel: +86 21 6485-0777
powersolutions@cn.tdk-lambda.com
www.lambda.tdk.com.cn



TDK-Lambda Singapore Pte Ltd.

Tel: +65 6251 7211
tls.mkt@sg.tdk-lambda.com
www.sg.lambda.tdk.com



TDK India Private Limited, Power Supply Division

Tel: +91 80 4039-0660
mathew.philip@in.tdk-lambda.com
www.sg.lambda.tdk.com

