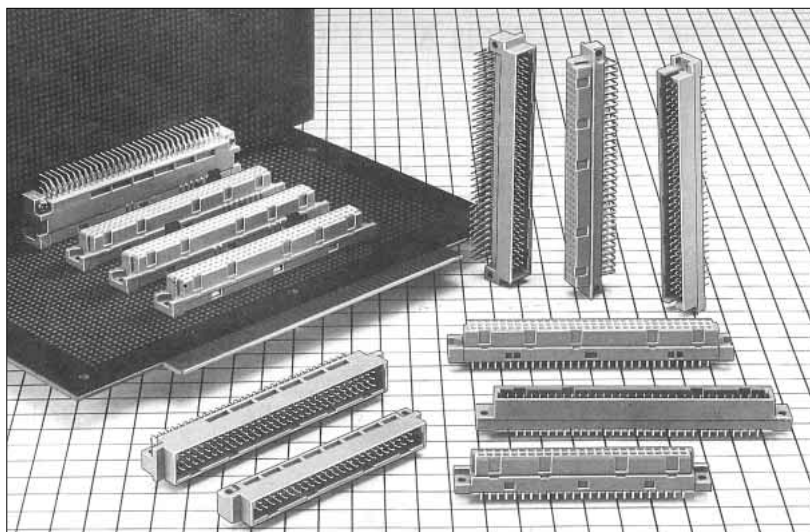


PCN10, 12, 13 Series (Product Compliant to DIN Standard: through hole, Wrapping Type)



PCN Series

■ Features

1. Compliant with DIN Standard

Comply with IEC603-2/DIN41612 standard.

2. Variation in number of contacts

10, 16, 20, 24, 28, 30, 32, 44, 48, 50, 64, 90, 96, 100, 128, and 144 contacts are available.

3. Two point contact construction

PCN10 and 12 series are constructed with high reliable double-sided two point contacts.

PCN13 series pursues after cost performance, and constructed with single sided two point contacts.

4. Broad applications

DIN standard types of B, C, R, and Q are available. The flux tight product is available. The easy lock pin type to prefix the board is available.

5. Stacking height variation

PCN10H series contains 25, 30, 35, 40 and 45mm stacking height.

6. Circuit protection function available

PCN10MC series utilizes a sequence structure for circuit protection function.

7. Cable connector


ID connector for ribbon cable is available.

The connector is prepared for crimping connection for AWC#26 to 30 cables.


■ Application

Control equipment, exchange, measuring instruments etc.

Double-sided two point Contact System



Single-sided two point Contact System



Stacking Connector



Product Specifications

Rating	Current rating: 2A Voltage rating: 300V AC	Operating Temperature Range: -55 to +85℃ (Note 1) Operating Humidity Range: 85% max	Storage Temperature Range: -10 to +60℃ (Note 2) Storage Humidity Range: 40 to 70% (Note 2)
Item	Specification	Condition	
1.Insulation Resistance	10 ⁹ M ohms	100V DC	
2.Withstanding Voltage	No flashover or insulation breakdown.	1000V AC (insulation displacement, crimping type: 650V AC) /1 minute.	
3.Contact Resistance	20m ohms max.	0.1A	
4.Vibration	No electrical discontinuity of 10μs or more	Frequency: 10 to 55 Hz, single amplitude of 0.75 mm, 2 hours in each of the 3 directions.	
5.Humidity(Steady state)	Insulation resistance : 10 ⁹ M ohms min.	96 hours at temperature of 40℃ and humidity of 90% to 95%	
6.Temperature Cycle	No damage, cracks, or parts looseness.	(-65℃ : 30 minutes→15 to 35℃: 5 minutes max.→ 125℃ : 30 minutes→15 to 35℃: 5 minutes max.) 5 cycles	
7.Durability (Mating/un-mating)	Contact resistance : 20m ohms max.	500 cycles	
8.Resistance to Soldering heat	No deformation of components affecting performance.	Manual soldering: 300℃ for 3 seconds	

Note 1: Includes temperature rise caused by current flow.
 Note 2: The term "storage" refers to products stored for long period of time prior to mounting and use. Operating Temperature Range and Humidity range covers non conducting condition of installed connectors in storage, shipment or during transportation.
 Note 3. Information contained in this catalog represents general requirements for this Series. Contact us for the drawings and specifications for a specific part number shown.

Material

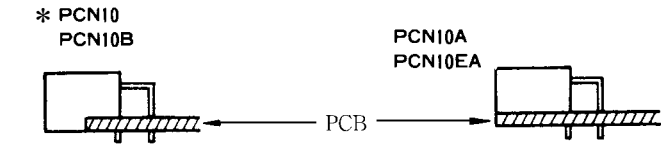
Parts		Material	Finish	Remarks
Insulator		PBT	Gray	UL94V-0
Contact	Pin header	Brass	Contact area: Gold plated	_____
	Receptacle	Copper alloy	Remainer: Tin plated	_____

Ordering Information

●PCN 10 Series

PCN10 A - * P - 2.54 DS
 ① ② ③ ④ ⑤ ⑥

① Series Name : PCN10	③ Number of contacts: 2-row : 16, 20, 24, 32, 44, 50, 64, 90, 100 3-row : 48, 96, 144 4-row : 128
② Blank A } mold type (as listed below) B } C : Flux prevention type (DSA only) D : Rack installation type EA : With Board prefixed lock pin H : Stacking height 35mm type HA : Stacking height 30mm type HB : Stacking height 25mm type HC : Stacking height 45mm type HD : Stacking height 40mm type MC : Circuit Protection function type	④ Connector type : P : Pin header : S : Receptacle ⑤ Contact pitch : 2.54mm ⑥ Contact type DS : Right angle through hole type DSA : Straight through hole type WA : Wrapping type (0.5tx0.7W) WB : Wrapping type (0.5tx0.5W) R : Insulation displacement type C : Crimping type



* The receptacle double-row right angle type indicates the type of PCN10A type.

PCN Series Product Compliant to DIN 41612/EC603-2 Standard

●PCN 12 Series (Plug)

PCN12 **A** - ***** **P** - **2.54** **DS**

① ② ③ ④ ⑤ ⑥

① Series name : PCN12	③ Number of contacts : 2-row: 10, 16, 20, 24, 28, 32, 44, 50, 64, 90, 100 3-row: 96
② No symbol : DIN standard type C (96 Contacts) A : Original type E-EA : With board prefixed lock pin type	④ P : Plug
	⑤ Contact pitch : 2.54mm
	⑥ Contact type : DS: Right angle through hole type

●PCN 12E-*S-2.54 DSA(Socket)

PCN12 **E** - ***** **S** - **2.54** **DSA**

① ② ③ ④ ⑤ ⑥

① Series name : PCN12	④ S : Socket
② No symbol : Standard type E : With board prefixed lock pin type	⑤ Contact pitch : 2.54mm
③ Number of contacts : 2-row: 10, 16, 20, 28, 32, 44, 50, 64, 90, 100 3-row: 96	⑥ Contact type : DSA: Straight through hole type

●PCN 13E-*S-2.54 DSA (Socket)

PCN13 **E** - ***** **S** - **2.54** **DSA**

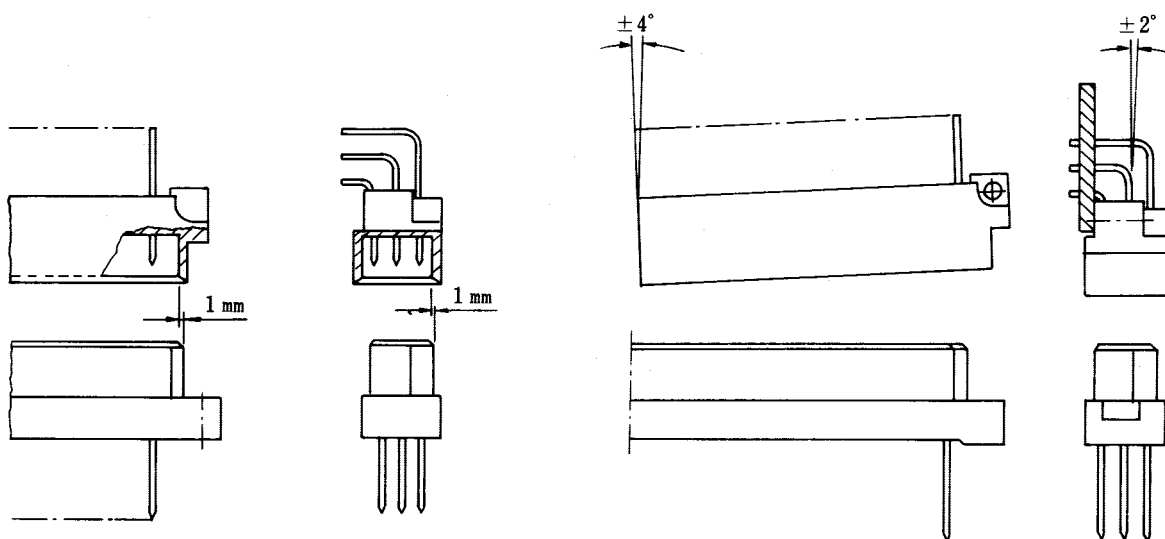
① ② ③ ④ ⑤ ⑥

① Series name : PCN13	④ S : Socket
② No symbol : Standard type E : With board prefixed easy pin type	⑤ Contact pitch : 2.54mm
③ Number of contacts : 2-row: 10, 16, 20, 30, 32, 44, 50, 64, 90, 100 3-row: 48, 96	⑥ Contact style : DS: Right angle through hole type : DSA: Straight through hole type

*PCN13 series are only socket type.
 PCN10 and 12 series are mating connectors.

◆DIN Connector Mating Condition

DIN connectors of Hirose should be used under conditions as illustrated below.



◆ Contact numbers

According to the inter-combination with DIN standard type C (type B) and type R (type Q), the contact numbers and row numbers represent contact No. (No.1 to 32) and row No. (a, b, c).

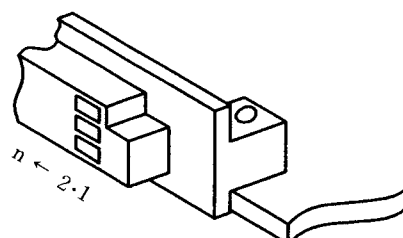
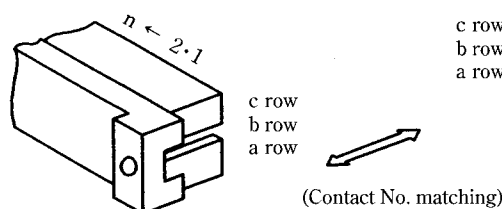
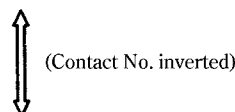
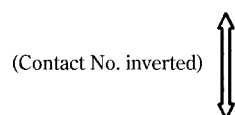
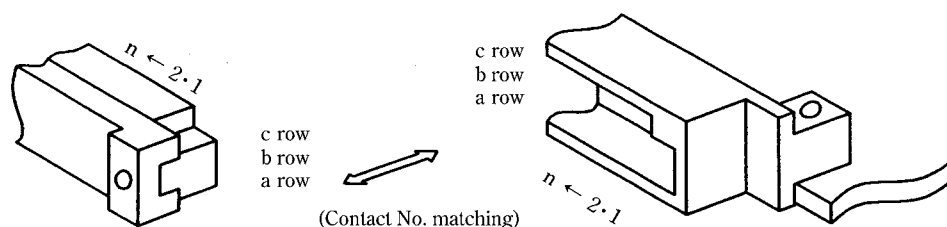
- DIN standard type C and type R represent the 3-row 96 contacts type, including 32 contacts in single-row.
- DIN standard type B and type Q represent the 2-row 64 contacts type, including 32 contacts in single-row.

① Receptacle straight type

Type C (Type B)

② Pin header right angle type

Type C (Type B)



③ Pin header straight type

Type R (Type Q)

④ Receptacle right angle type

Type R (Type Q)

Note: The DIN connector is basically standardized in combination with straight and right angle types. As shown above in illustrationss;

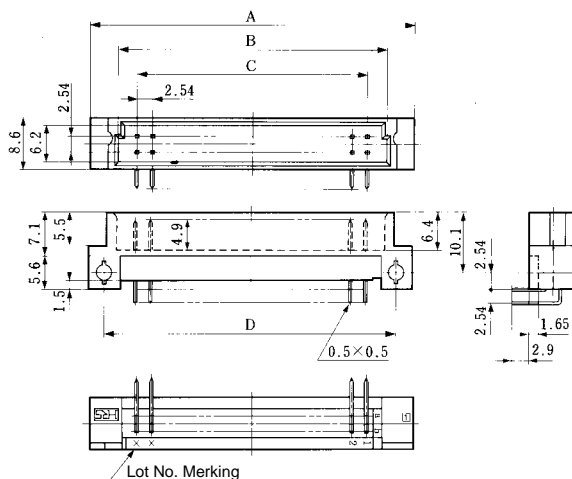
The contact numbers is matched in combination with (1)-(2) and (3)-(4), while the contact numbers are inverted in combination with (1)-(2) and (3)-(4).

PCN12 Series

■Plug: 2-row Right Angle Type

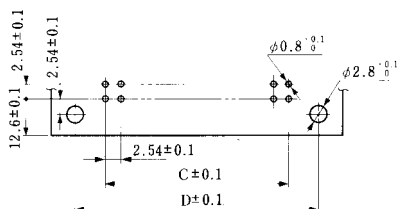


PCN10-P-2.54DS(71)



Unit:mm


◆PCB mounting pattern



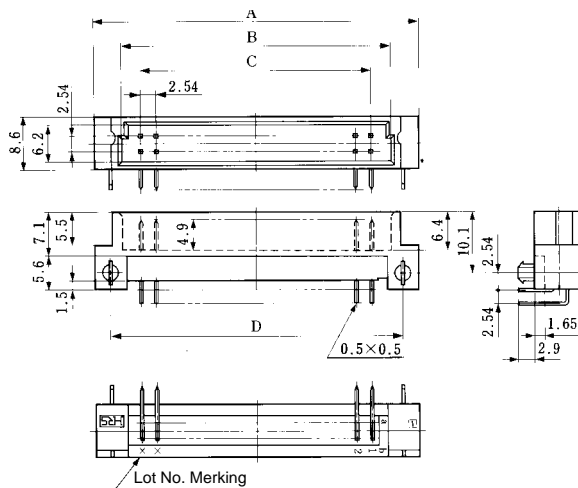
Part Number	CL No.	Number of Contacts	A	B	C	D	RoHS
PCN12A- 10P-2.54DS(71)	CL583-2010-3-71	10	25.42	16.77	10.16	20.32	YES
PCN12A- 20P-2.54DS(71)	CL583-2012-9-71	20	38.12	29.47	22.86	33.02	
PCN12A- 28P-2.54DS(71)	CL583-2085-2-71	28	48.26	39.63	33.02	43.18	
PCN12A- 32P-2.54DS(71)	CL583-2013-1-71	32	53.36	44.71	38.1	48.26	
PCN12A- 44P-2.54DS(71)	CL583-2014-4-71	44	68.6	59.95	53.34	63.5	
PCN12A- 50P-2.54DS(71)	CL583-2015-7-71	50	76.22	67.57	60.96	71.12	
PCN12A- 64P-2.54DS(71)	CL583-2016-0-71	64	94	85.35	78.74	88.9	

■Plug: 2-row Right Angle Type

●With board prefixed lock pin attached

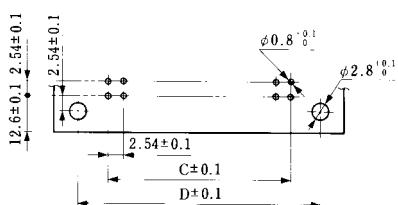


PCN12EA-P-2.54DS(71)




Unit:mm

◆PCB mounting pattern



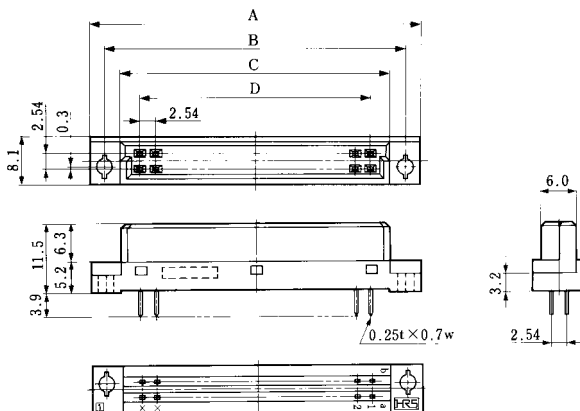
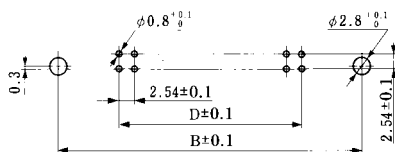
Part Number	CL No.	Number of Contacts	A	B	C	D	RoHS
PCN12EA- 10P-2.54DS(71)	CL583-2028-9-71	10	25.42	16.77	10.16	20.32	YES
PCN12EA- 16P-2.54DS(71)	CL583-2029-1-71	16	33.04	24.39	17.78	27.94	
PCN12EA- 20P-2.54DS(71)	CL583-2030-0-71	20	38.12	29.47	22.86	33.02	
PCN12EA- 32P-2.54DS(71)	CL583-2031-3-71	32	53.36	44.71	38.1	48.26	
PCN12EA- 44P-2.54DS(71)	CL583-2032-6-71	44	68.6	59.95	53.34	63.5	
PCN12EA- 50P-2.54DS(71)	CL583-2033-9-71	50	76.22	67.57	60.96	71.12	
PCN12EA- 64P-2.54DS(71)	CL583-2034-1-71	64	94	85.35	78.74	88.9	
PCN12EA- 90P-2.54DS(71)	CL583-2035-4-71	90	127.02	118.37	111.76	121.92	

■Socket: Straight Type



PCN12-*S-2.54DSA(71)

◆PCB mounting pattern




Unit:mm

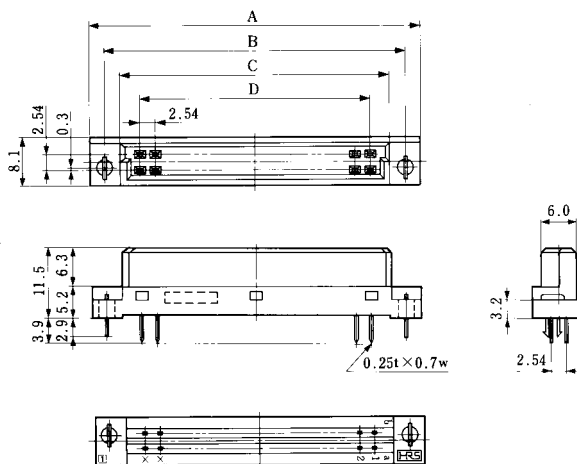
Part Number	CL No.	Number of Contacts	A	B	C	D	RoHS
PCN12- 10S-2.54DSA(71)	CL583-2055-1-71	10	26.42	21.42	16.42	10.16	YES
PCN12- 16S-2.54DSA(71)	CL583-2056-4-71	16	34.04	29.04	24.04	17.78	
PCN12- 20S-2.54DSA(71)	CL583-2057-7-71	20	39.12	34.12	29.12	22.86	
PCN12- 24S-2.54DSA(71)	CL583-2106-0-71	24	44.2	39.2	34.2	27.94	
PCN12- 28S-2.54DSA(71)	CL583-2088-0-71	28	49.28	44.28	39.28	33.02	
PCN12- 32S-2.54DSA(71)	CL583-2058-0-71	32	54.36	49.36	44.36	38.1	
PCN12- 44S-2.54DSA(71)	CL583-2059-2-71	44	69.6	64.6	59.6	53.34	
PCN12- 50S-2.54DSA(71)	CL583-2060-1-71	50	77.22	72.22	67.22	60.96	
PCN12- 64S-2.54DSA(71)	CL583-2061-4-71	64	95	90	85	78.74	
PCN12- 90S-2.54DSA(71)	CL583-2062-7-71	90	128.02	123.02	118.02	111.76	
PCN12-100S-2.54DSA(71)	CL583-2063-0-71	100	140.72	135.72	130.72	124.46	

■Socket: Straight Type

●With Board prefixed lock pin attached



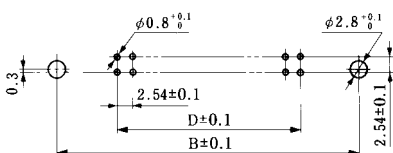
PCN12E-*S-2.54DSA(71)



Unit:mm

Part Number	CL No.	Number of Contacts	A	B	C	D	RoHS
PCN12E- 10S-2.54DSA(71)	CL583-2064-2-71	10	26.42	21.42	16.42	10.16	YES
PCN12E- 20S-2.54DSA(71)	CL583-2066-8-71	20	39.12	34.12	29.12	22.86	
PCN12E- 32S-2.54DSA(71)	CL583-2067-0-71	32	54.36	49.36	44.36	38.1	
PCN12E- 44S-2.54DSA(71)	CL583-2068-3-71	44	69.6	64.6	59.6	53.34	
PCN12E- 50S-2.54DSA(71)	CL583-2069-6-71	50	77.22	72.22	67.22	60.96	
PCN12E- 64S-2.54DSA(71)	CL583-2070-5-71	64	95	90	85	78.74	
PCN12E- 90S-2.54DSA(71)	CL583-2071-8-71	90	128.02	123.02	118.02	111.76	
PCN12E-100S-2.54DSA(71)	CL583-2072-0-71	100	140.72	135.72	130.72	124.46	


◆PCB mounting pattern



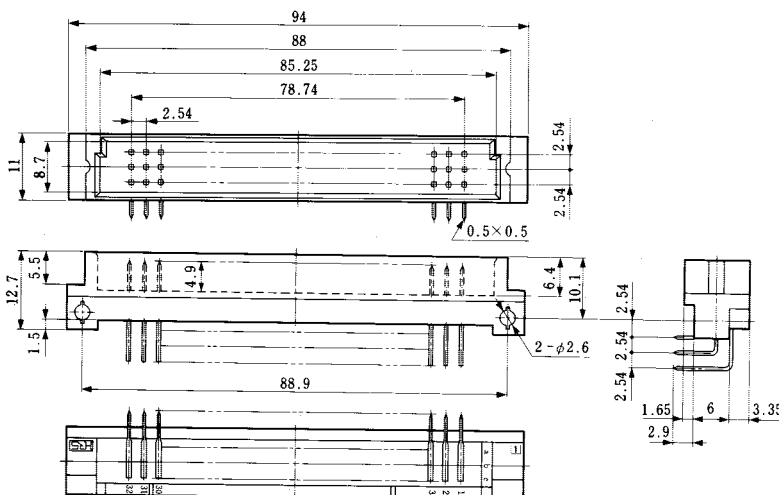
PCN Series Product Compliant to DIN 41612/IEC603-2 Standard

■ Plug: 3-row Right Angle Type (DIN standard type C)

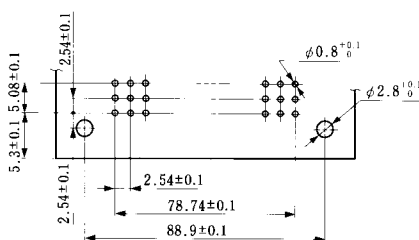
PCN12-96P-2.54DS(71)
CL583-2090-2-71



RoHS Compliant



◆ PCB mounting pattern

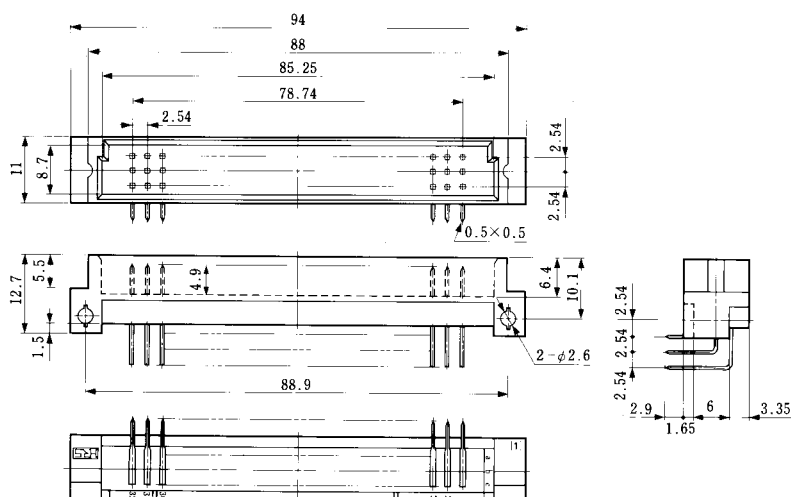


■ Plug: 3-row Right Angle Type

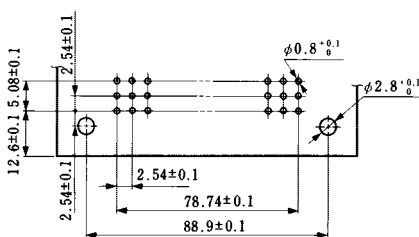
PCN12A-96P-2.54DS(71)
CL583-2091-5-71



RoHS Compliant




◆ PCB mounting pattern



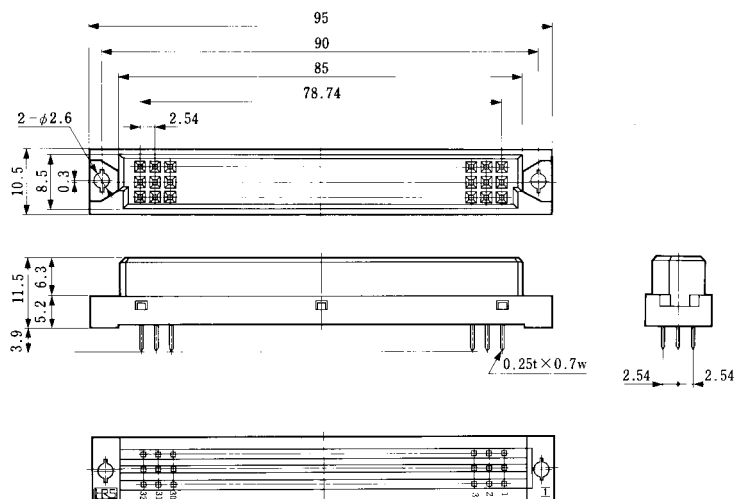
PCN Series Product Compliant to DIN41612/EC605-2 Standard

Socket: 3-row Straight Type

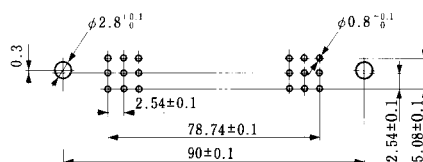
PCN12-96S-2.54DSA(71)
CL583-2096-9-71



RoHS Compliant




PCB mounting pattern

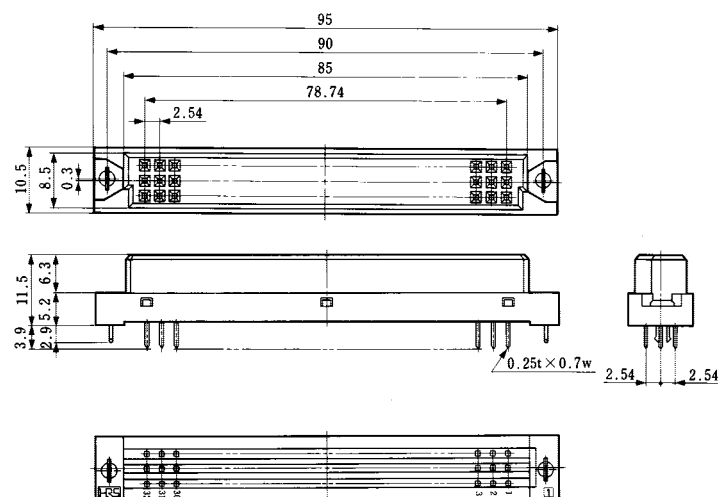


Socket: 3-row Straight Type

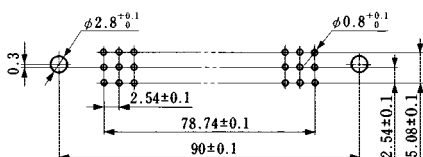
PCN12E-96S-2.54DSA(71)
CL583-2097-1-71



RoHS Compliant



PCB mounting pattern



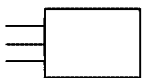
Product Compliant to DIN41612/IEC603-2 Standard

PCN Series

Pin Header Side

●Straight through hole type

PCN10 - * *P-2.54DSA



●Stacking through hole type

PCN10H* - * *P-2.54DSA

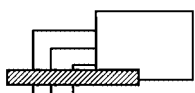


●Right angle through hole type (mounted on the board edge)

PCN10 - * *P-2.54DS

PCN12 - * *P-2.54DS

PCN12E - * *P-2.54DS



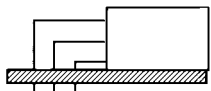
●Right angle through hole type (mounted on the board)

PCN10A - * *P-2.54DS

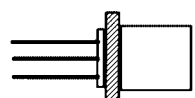
PCN10EA- * *P-2.54DS

PCN12A - * *P-2.54DS

PCN12EA- * *P-2.54DS



●Press fit type



PCN11-* *P-2.54W* -2+PCN11-* *P-2.54H-2

Receptacle Side

●Straight through hole

PCN10 - * *S-2.54DSA

PCN10C - * *S-2.54DSA

PCN10EA-* *S-2.54DSA

PCN10D - * *S-2.54DSA

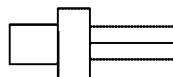
PCN12 - * *S-2.54DSA

PCN12E - * *S-2.54DSA

PCN13 - * *S-2.54DSA

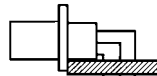
●Wrapping type

PCN10 - * *S-2.54W*



●Right angle through hole type (mounted on the board edge)

PCN10B - * *S-2.54DS



●Right angle through hole type (mounted on the board)

PCN10A - * *S-2.54DS

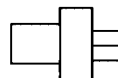
PCN10C - * *S-2.54DS

PCN13 - * *S-2.54DS



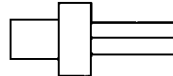
●Press fit short pin type

PCN11-* *S-2.54PFB-2

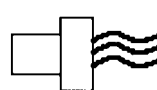


●Press fit long pin type

PCN11-* *S-2.54WB-2



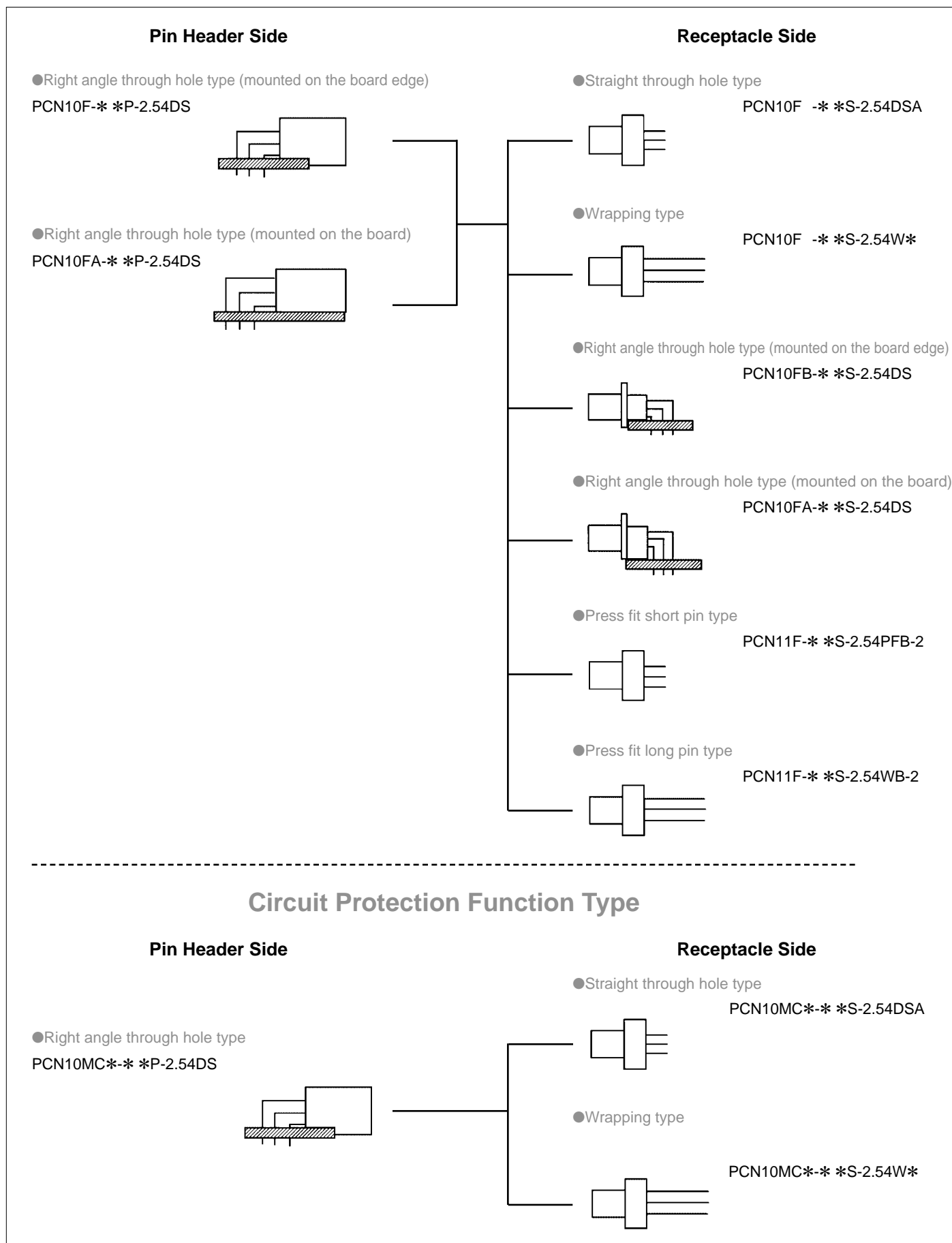
●Cable type



PCN10-* *S-2.54C+PCN10-* * *SC*

PCN10-* *S-2.54R

Coaxial Connector and High Current Contact Composite Type



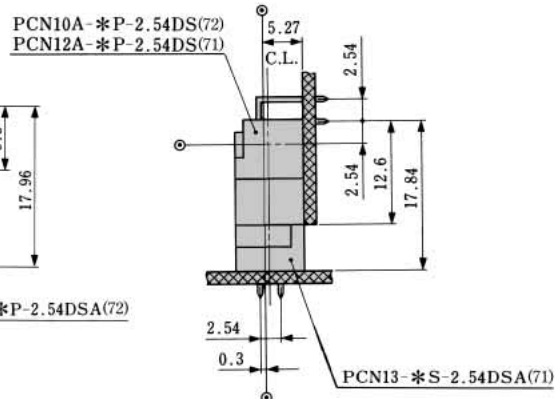
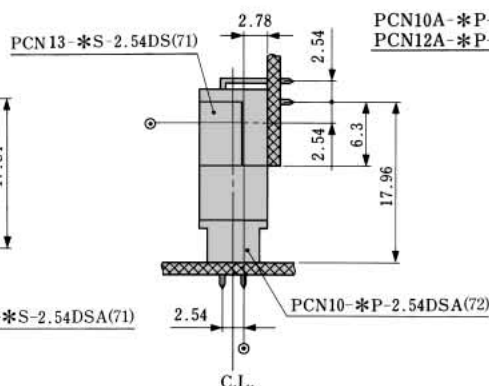
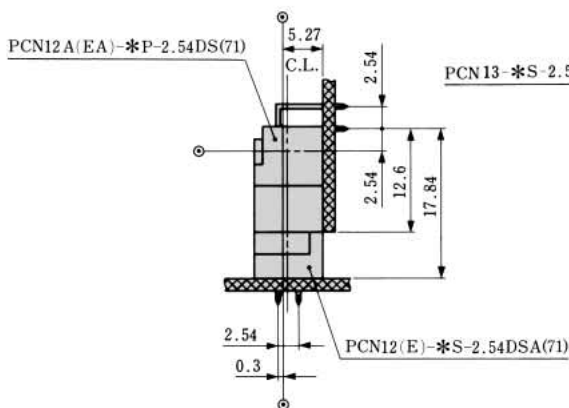
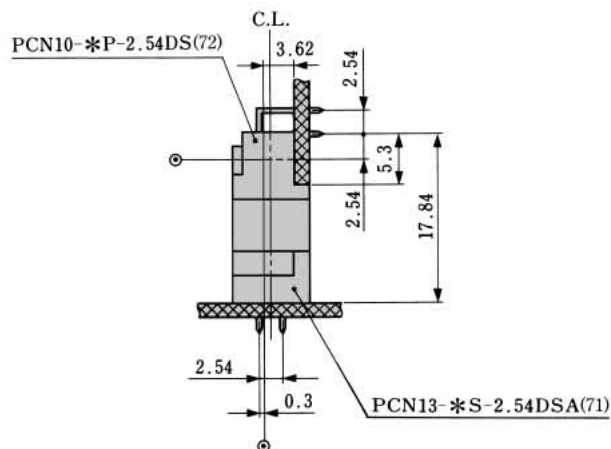
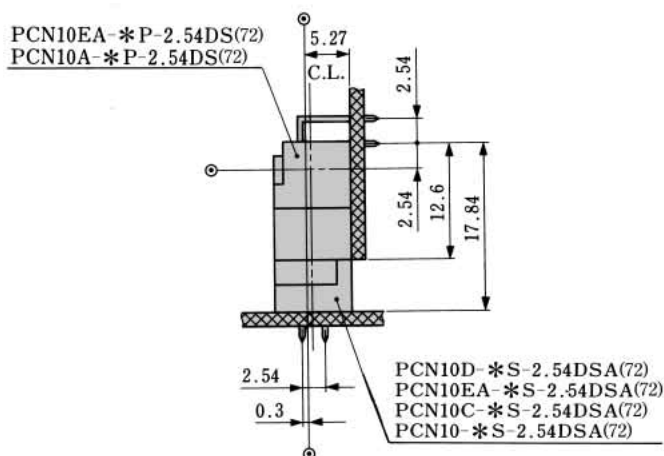
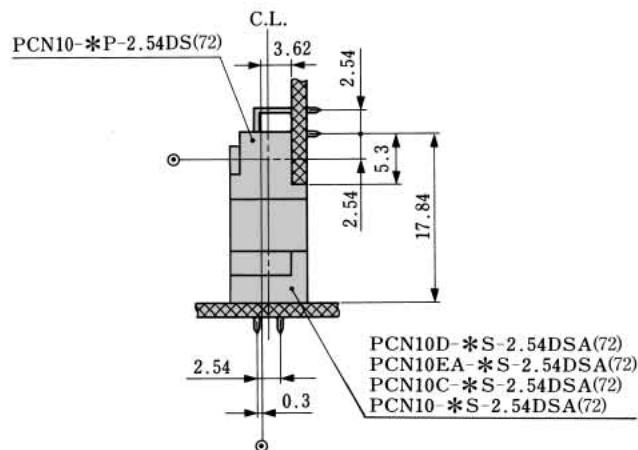
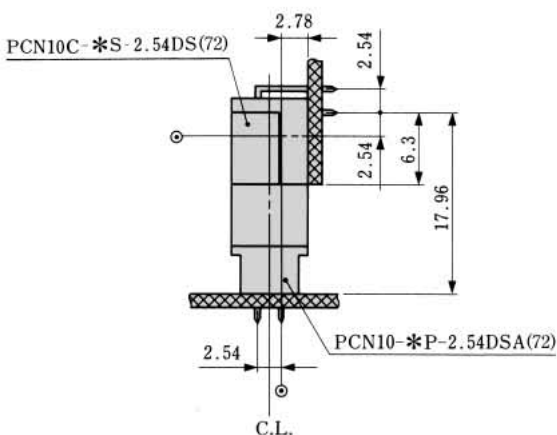
◆ Application Pattern

● Vertical Connection

● 2-row type

● : Mounting hole center

C.L. : Center line

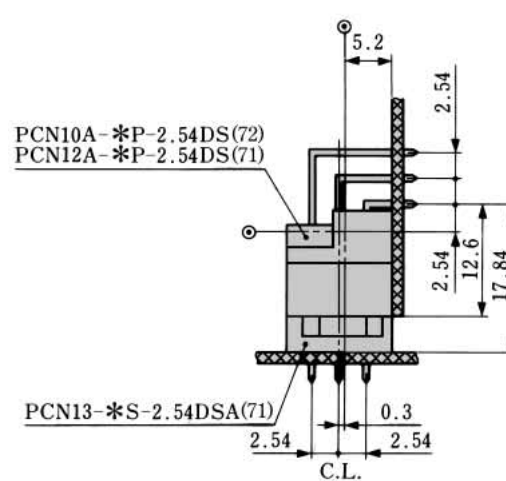
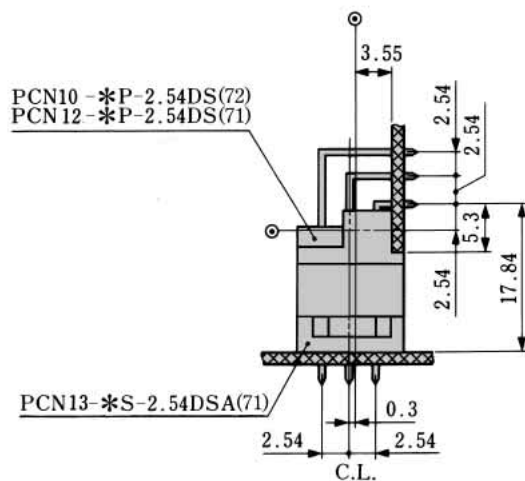
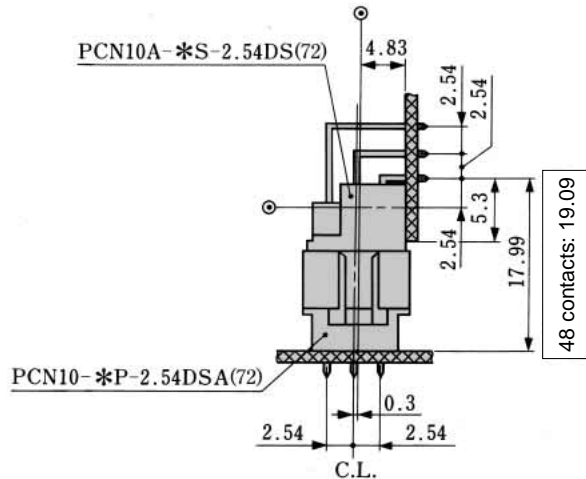
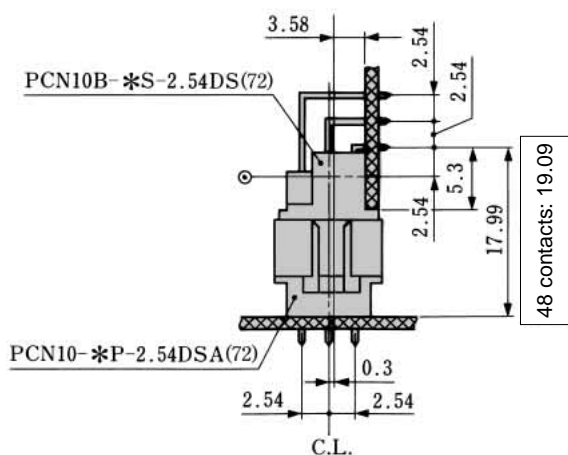
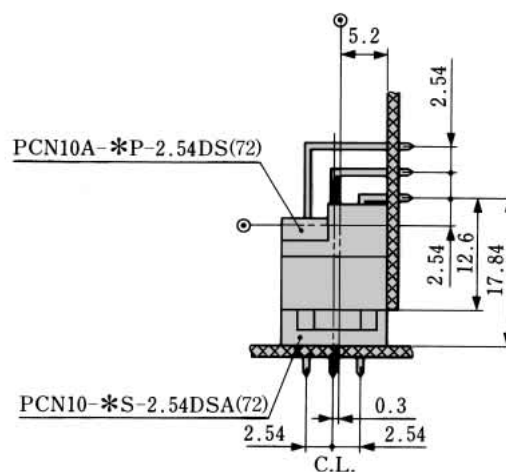
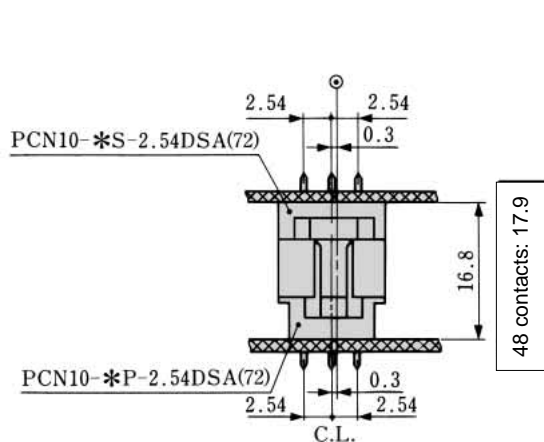


PCN Series Product Compliant to DIN 41612/EC603-2 Standard

● 3-row type

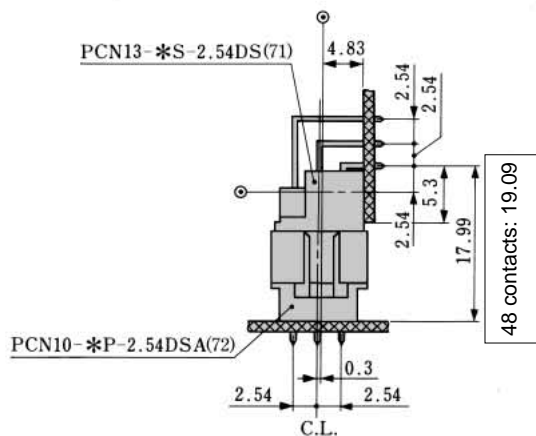
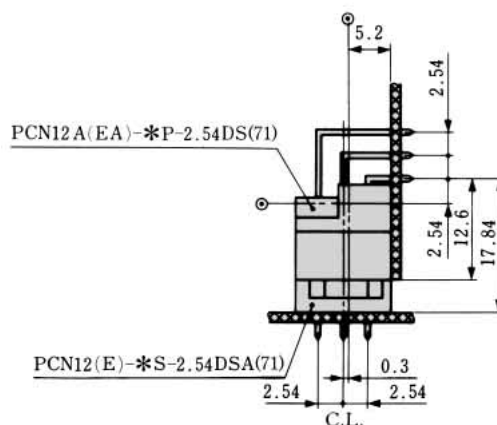
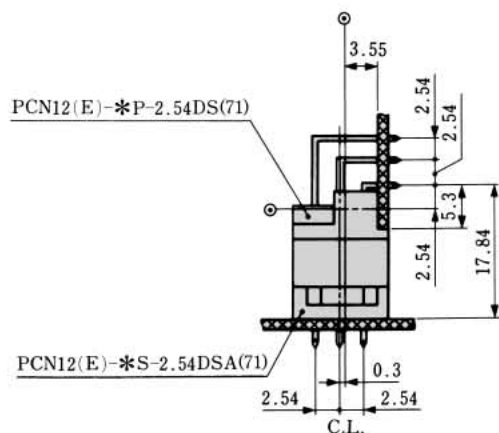
⊙ : Mounting hole center

C.L. : Center line

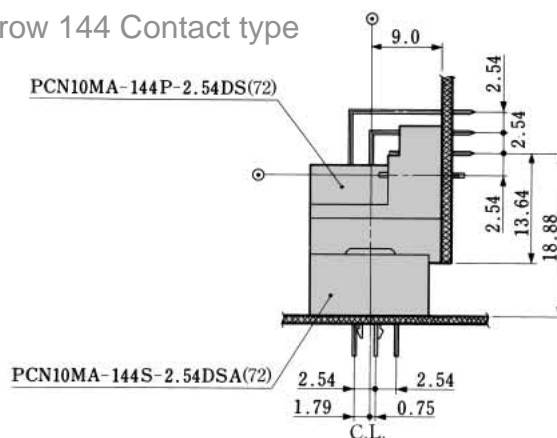


● : Mounting hole center

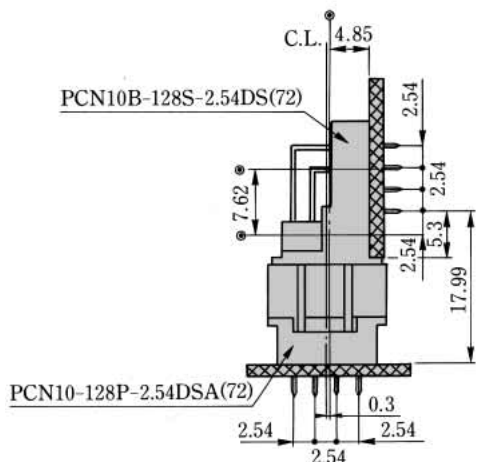
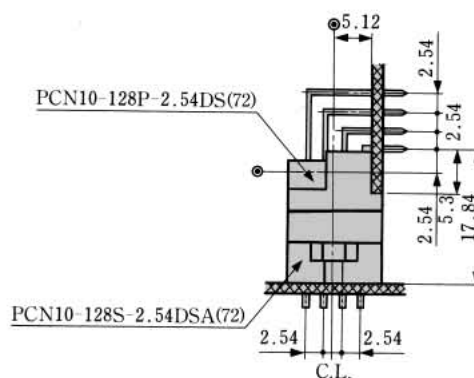
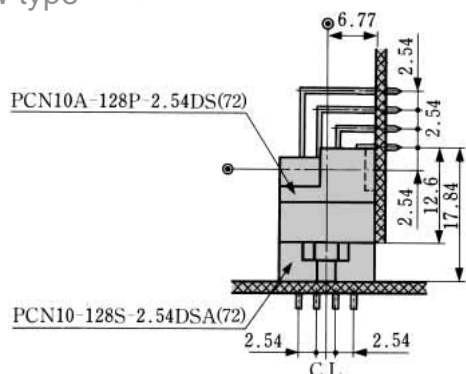
C.L. : Center line



●3-row 144 Contact type



●4-row type



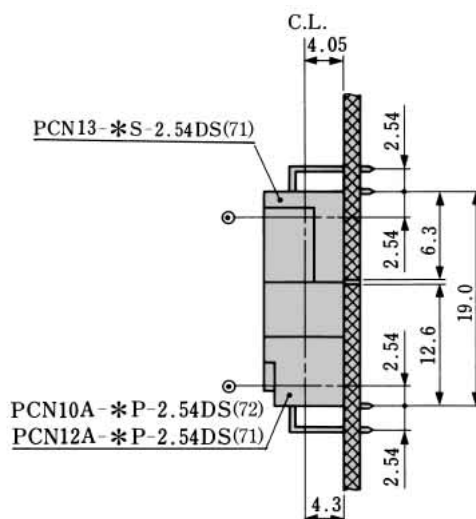
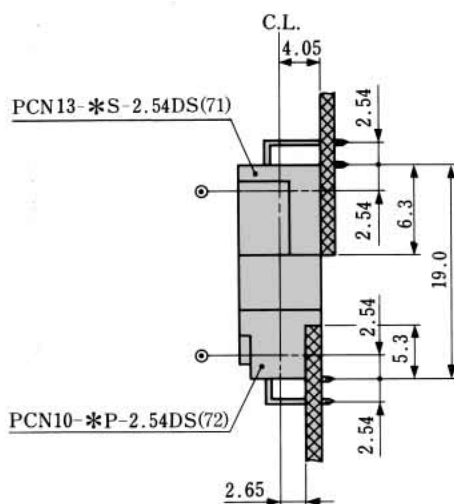
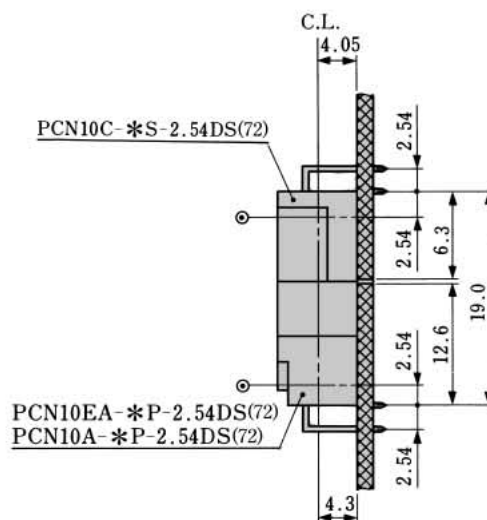
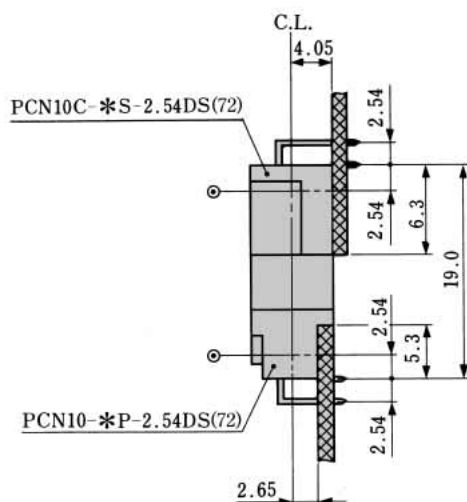
PCN Series Product Compliant to DIN 41612/EC603-2 Standard

Application Pattern

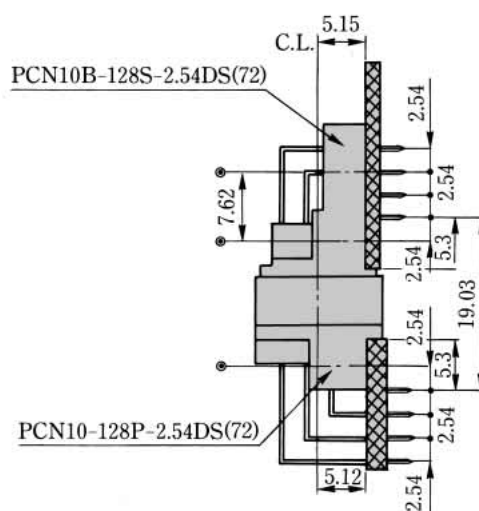
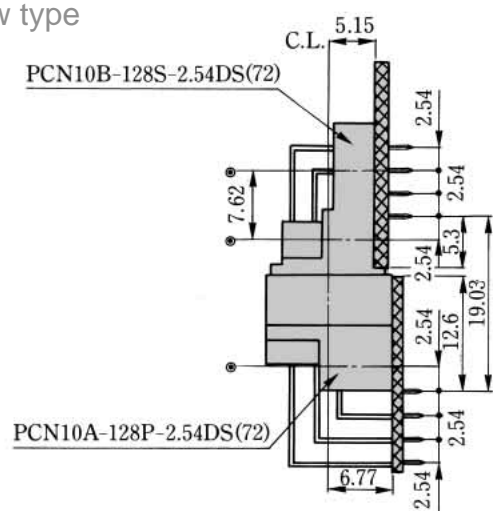
Horizontal Connection

2-row type

● : Mounting hole center
 C.L. : Center line



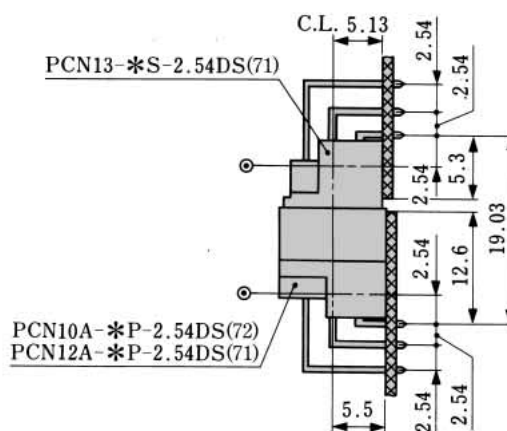
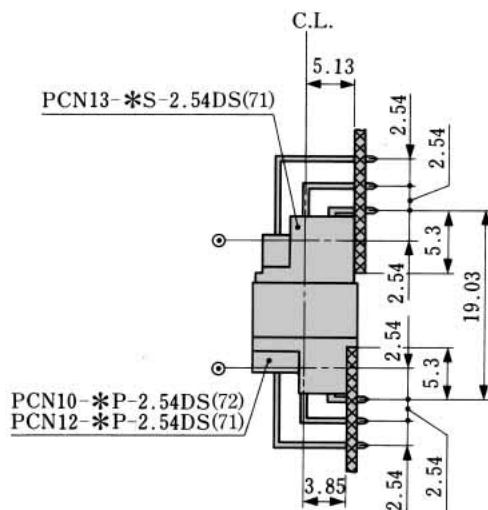
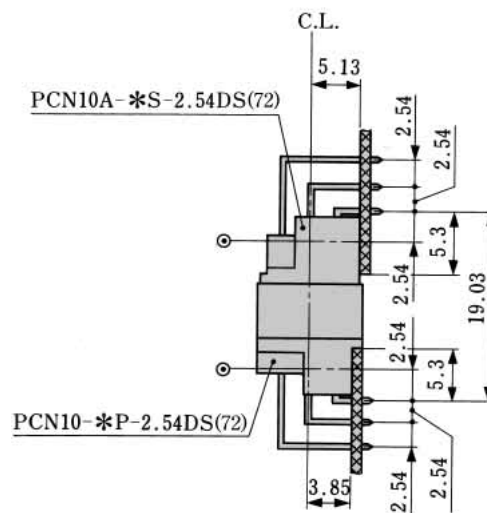
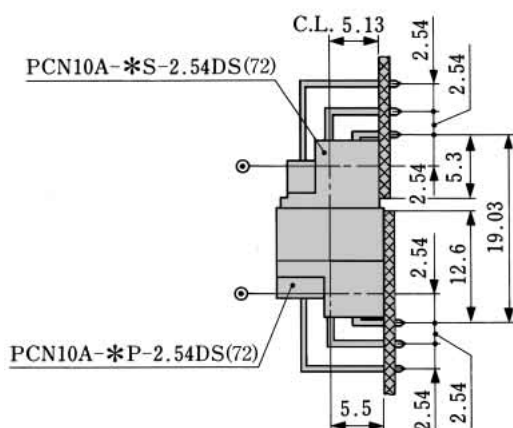
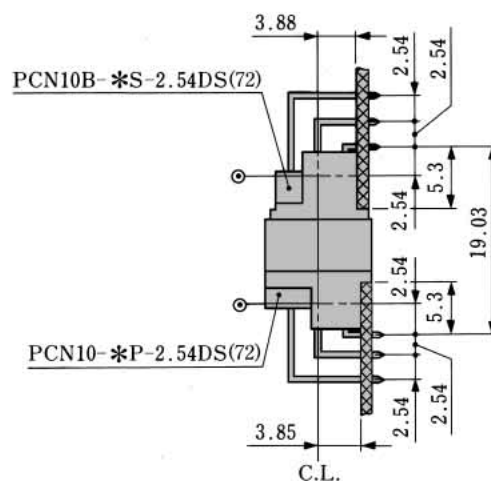
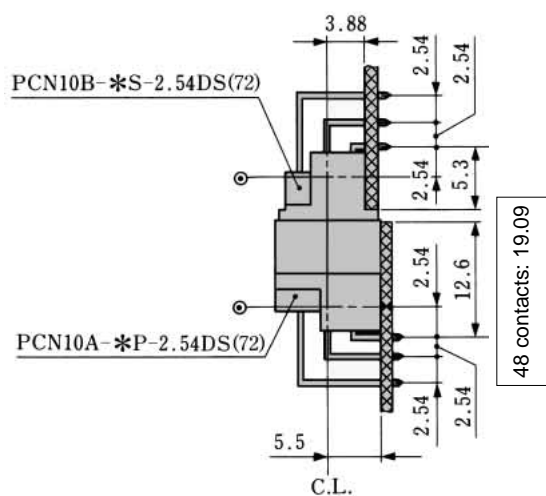
4-row type



●3-row type

● : Mounting hole center

C.L. : Center line



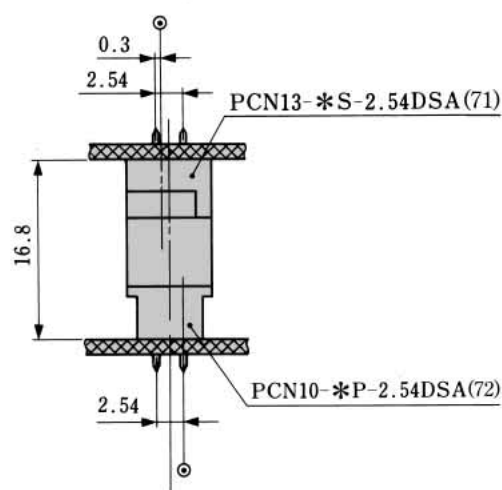
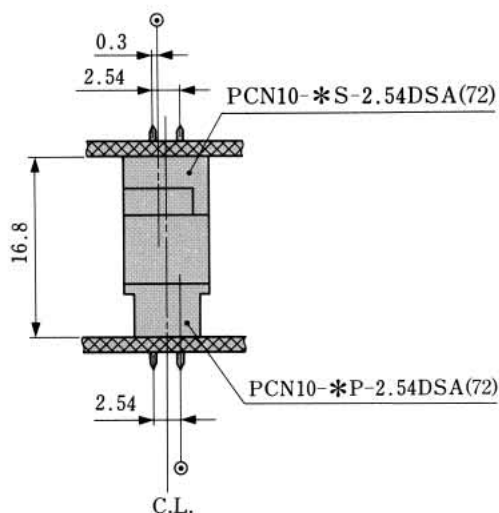
PCN Series Product Compliant to DIN 41612/EC603-2 Standard

◆ Application Pattern

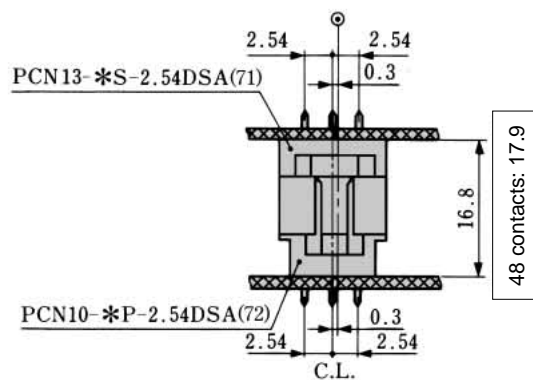
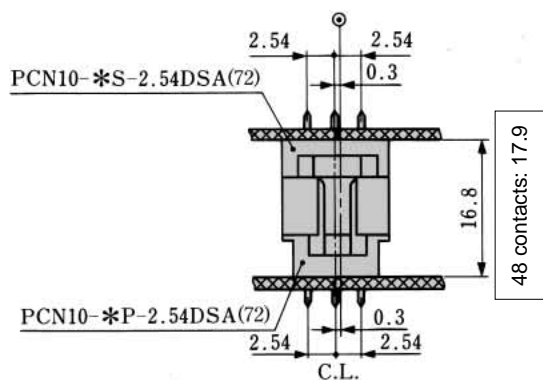
● Horizontal Connection

● 2-row type

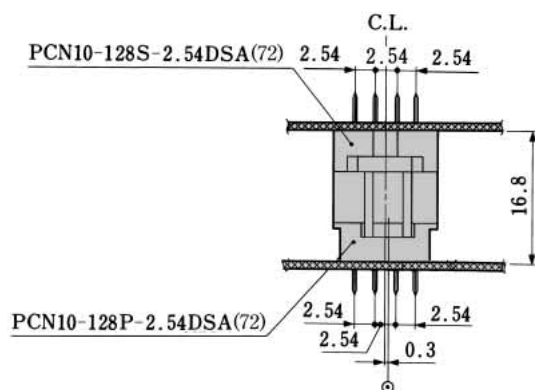
● : Mounting hole center
 C.L. : Center line



● 3-row type



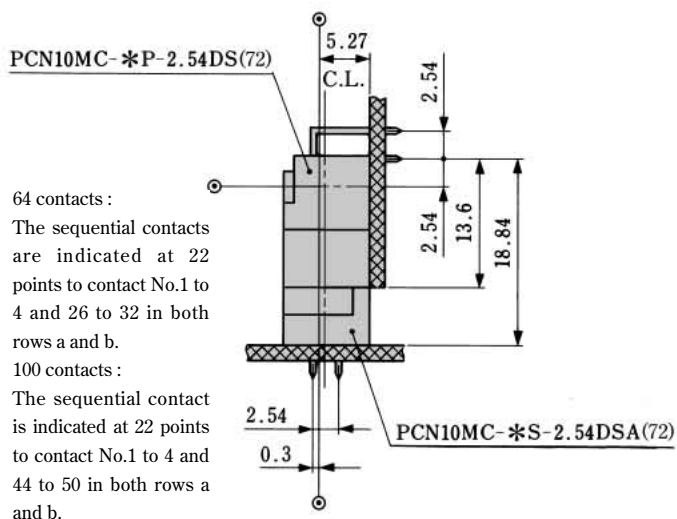
● 4-row type



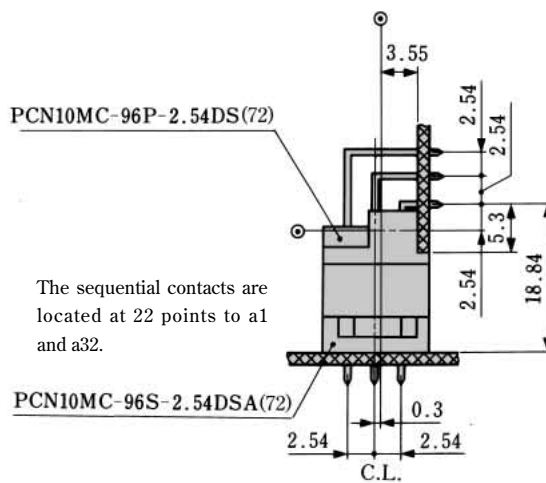
◆ Application Pattern

■ Circuit Protection Function Type

● 2-row type

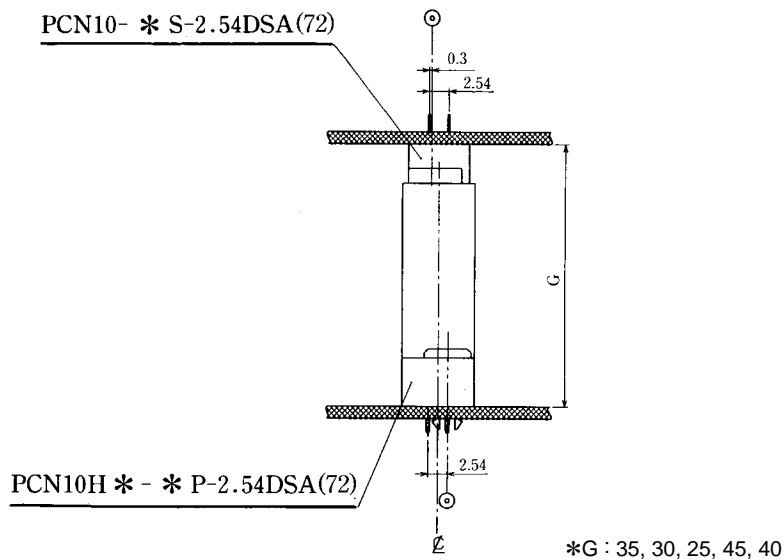


● 3-row type



● : Mounting hole center
 C.L. : Center line

■ Stacking Connector



● : Mounting hole center
 C.L. : Center line

Mouser Electronics

Authorized Distributor

Click to View Pricing, Inventory, Delivery & Lifecycle Information:

Hirose Electric:

[PCN12A-10P-2.54DS\(71\)](#) [PCN12A-16P-2.54DS\(71\)](#) [PCN12A-20P-2.54DS\(71\)](#) [PCN12A-20P-2.54DS\(72\)](#) [PCN12A-32P-2.54DS\(71\)](#) [PCN12A-32P-2.54DS\(72\)](#) [PCN12A-44P-2.54DS\(71\)](#) [PCN12A-50P-2.54DS\(72\)](#) [PCN12A-50P-2.54DS\(81\)](#) [PCN12A-64P-2.54DS\(71\)](#) [PCN12A-64P-2.54DS\(72\)](#) [PCN12A-90P-2.54DS\(71\)](#) [PCN12A-90P-2.54DS\(72\)](#) [PCN12A-100P-2.54DS\(71\)](#) [PCN12A-100P-2.54DS\(72\)](#) [PCN12EA-10P-2.54DS\(71\)](#) [PCN12EA-10P-2.54DS\(72\)](#) [PCN12EA-16P-2.54DS\(71\)](#) [PCN12EA-16P-2.54DS\(72\)](#) [PCN12EA-16P-2.54DS\(77\)](#) [PCN12EA-20P-2.54DS\(71\)](#) [PCN12EA-32P-2.54DS\(71\)](#) [PCN12EA-32P-2.54DS\(92\)](#) [PCN12EA-44P-2.54DS\(71\)](#) [PCN12EA-44P-2.54DS\(72\)](#) [PCN12EA-44P-2.54DS\(92\)](#) [PCN12EA-50P-2.54DS\(70\)](#) [PCN12EA-50P-2.54DS\(71\)](#) [PCN12EA-64P-2.54DS\(70\)](#) [PCN12EA-64P-2.54DS\(71\)](#) [PCN12EA-64P-2.54DS\(72\)](#) [PCN12EA-90P-2.54DS\(71\)](#) [PCN12EA-90P-2.54DS\(72\)](#) [PCN12EA-100P-2.54DS\(71\)](#) [PCN12EC-100P-2.54DS\(71\)](#) [PCN12-16S-2.54DSA\(71\)](#) [PCN12-20S-2.54DSA\(71\)](#) [PCN12-20S-2.54DSA\(84\)](#) [PCN12-32S-2.54DSA\(71\)](#) [PCN12-32S-2.54DSA\(92\)](#) [PCN12-44S-2.54DSA\(71\)](#) [PCN12-44S-2.54DSA\(84\)](#) [PCN12-44S-2.54DSA\(85\)](#) [PCN12-44S-2.54DSA\(92\)](#) [PCN12-50S-2.54DSA\(71\)](#) [PCN12-50S-2.54DSA\(72\)](#) [PCN12-64S-2.54DSA\(71\)](#) [PCN12-64S-2.54DSA\(72\)](#) [PCN12-64S-2.54DSA\(84\)](#) [PCN12-64S-2.54DSA\(85\)](#) [PCN12-64S-2.54DSA\(88\)](#) [PCN12-90S-2.54DSA\(71\)](#) [PCN12-90S-2.54DSA\(72\)](#) [PCN12-90S-2.54DSA\(84\)](#) [PCN12-90S-2.54DSA\(88\)](#) [PCN12-100S-2.54DSA\(71\)](#) [PCN12-100S-2.54DSA\(72\)](#) [PCN12-100S-2.54DSA\(84\)](#) [PCN12E-10S-2.54DSA\(71\)](#) [PCN12E-10S-2.54DSA\(72\)](#) [PCN12E-10S-2.54DSA\(84\)](#) [PCN12E-16S-2.54DSA\(71\)](#) [PCN12E-16S-2.54DSA\(72\)](#) [PCN12E-16S-2.54DSA\(84\)](#) [PCN12E-20S-2.54DSA\(71\)](#) [PCN12E-20S-2.54DSA\(72\)](#) [PCN12E-32S-2.54DSA\(71\)](#) [PCN12E-44S-2.54DSA\(71\)](#) [PCN12E-44S-2.54DSA\(72\)](#) [PCN12E-44S-2.54DSA\(77\)](#) [PCN12E-44S-2.54DSA\(85\)](#) [PCN12E-44S-2.54DSA\(92\)](#) [PCN12E-50S-2.54DSA\(71\)](#) [PCN12E-64S-2.54DSA\(71\)](#) [PCN12E-64S-2.54DSA\(72\)](#) [PCN12E-90S-2.54DSA\(71\)](#) [PCN12E-100S-2.54DSA\(71\)](#) [PCN12A-28P-2.54DS\(71\)](#) [PCN12EA-28P-2.54DS\(71\)](#) [PCN12-28S-2.54DSA\(71\)](#) [PCN12E-28S-2.54DSA\(71\)](#) [PCN12-96P-2.54DS\(71\)](#) [PCN12-96P-2.54DS\(72\)](#) [PCN12-96P-2.54DS\(93\)](#) [PCN12A-96P-2.54DS\(71\)](#) [PCN12E-96P-2.54DS\(71\)](#) [PCN12EA-96P-2.54DS\(71\)](#) [PCN12EA-96P-2.54DS\(72\)](#) [PCN12-96S-2.54DSA\(71\)](#) [PCN12-96S-2.54DSA\(72\)](#) [PCN12E-96S-2.54DSA\(71\)](#) [PCN12A-34P-2.54DS\(71\)](#) [PCN12-34S-2.54DSA\(71\)](#) [PCN12-76S-2.54DSA\(71\)](#) [PCN12A-76P-2.54DSA\(71\)](#) [PCN12-24S-2.54DSA\(71\)](#) [PCN12-24S-2.54DSA\(77\)](#) [PCN12E-64ACP-2.54DS\(71\)](#) [PCN12EA-30P-2.54DS\(71\)](#) [PCN12A-64ACP-2.54DS\(71\)](#)