

TOSHIBA THYRISTOR SILICON PLANAR TYPE

USF05G49

LOW POWER SWITCHING AND CONTROL APPLICATIONS

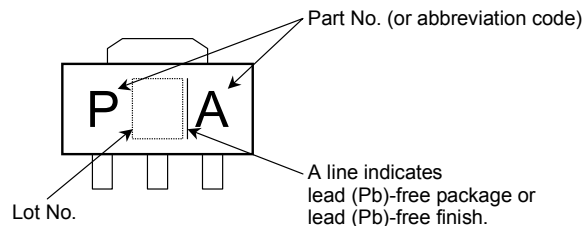
- Repetitive Peak Off-State Voltage : $V_{DRM} = 400\text{ V}$
Repetitive Peak Reverse Voltage : $V_{RRM} = 400\text{ V}$
- Average On-State Current : $I_T(AV) = 500\text{ mA}$

MAXIMUM RATINGS

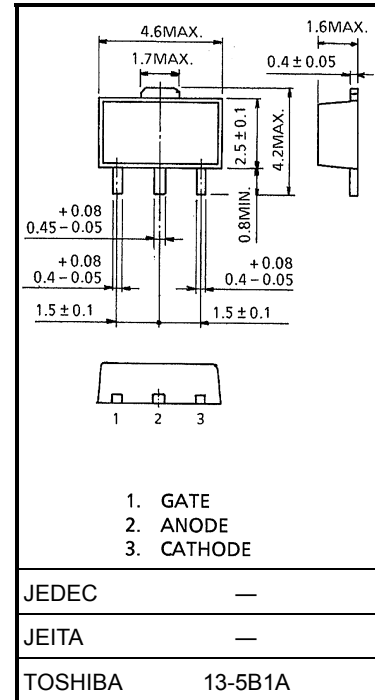
CHARACTERISTIC	SYMBOL	RATING	UNIT
Repetitive Peak Off-State Voltage and Repetitive Peak Reverse Voltage	V_{DRM} V_{RRM}	400	V
Non-Repetitive Peak Reverse Voltage (Non-Repetitive<5ms, $T_j = 0\sim 125^\circ\text{C}$)	V_{RSM}	500	V
Average On-State Current (Half Sine Waveform)	$I_T(AV)$	500	mA
R.M.S On-State Current	$I_T(RMS)$	800	mA
Peak One Cycle Surge On-State Current (Non-Repetitive)	I_{TSM}	9 (50Hz) 10 (60Hz)	A
I^2_t Limit Value	I^2_t	0.4	A^2s
Critical Rate of Rise of On-State Current (Note 1)	di/dt	10	$\text{A}/\mu\text{s}$
Peak Gate Power Dissipation	P_{GM}	0.1	W
Average Gate Power Dissipation	$P_{G(AV)}$	0.01	W
Peak Forward Gate Voltage	V_{FGM}	3.5	V
Peak Reverse Gate Voltage	V_{RGM}	-5	V
Peak Forward Gate Current	I_{GM}	125	mA
Junction Temperature	T_j	-40~125	$^\circ\text{C}$
Storage Temperature Range	T_{stg}	-40~125	$^\circ\text{C}$

Note 1: di/dt Test condition: $i_G = 5\text{ mA}$, $t_{GW} = 10\mu\text{s}$, $t_{gr} \leq 250\text{ ns}$

MARKING

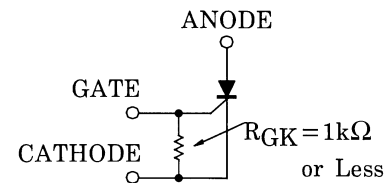


Unit: mm



Weight: 0.2 g (typ.)

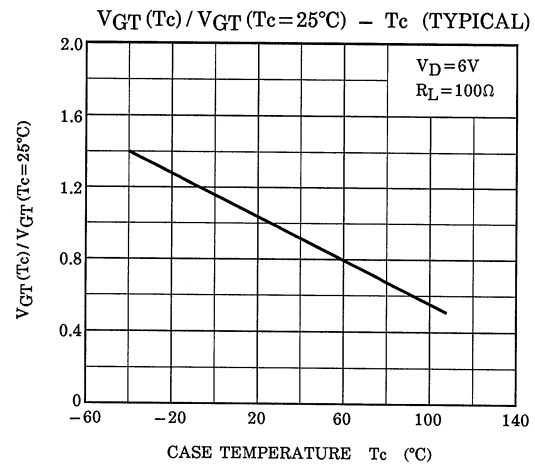
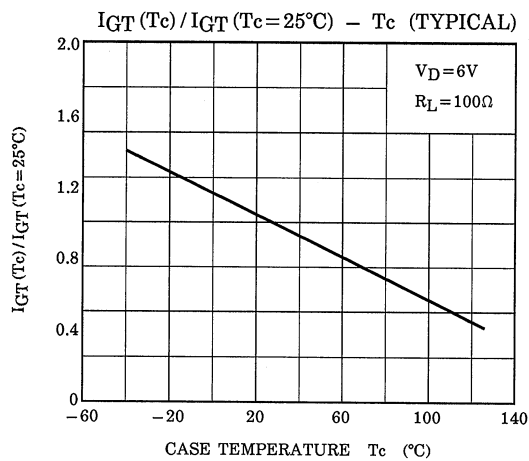
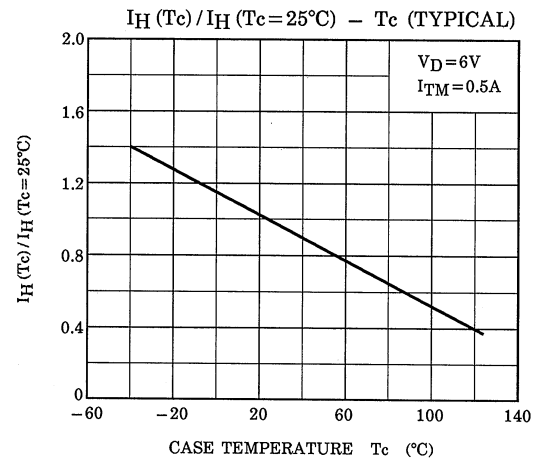
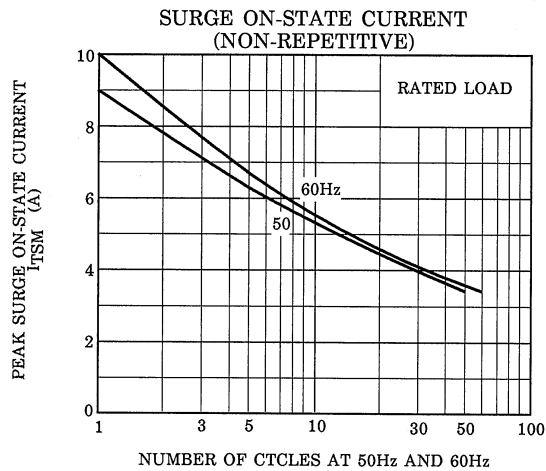
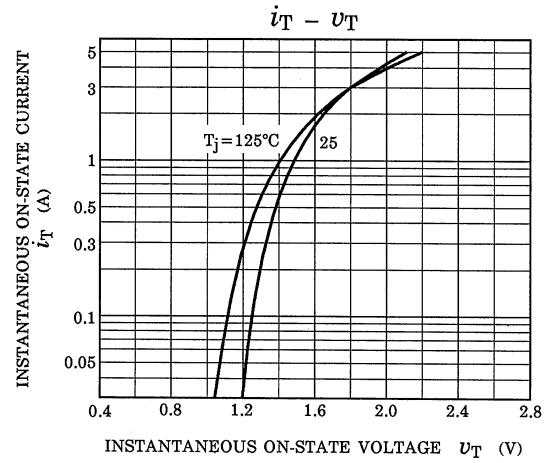
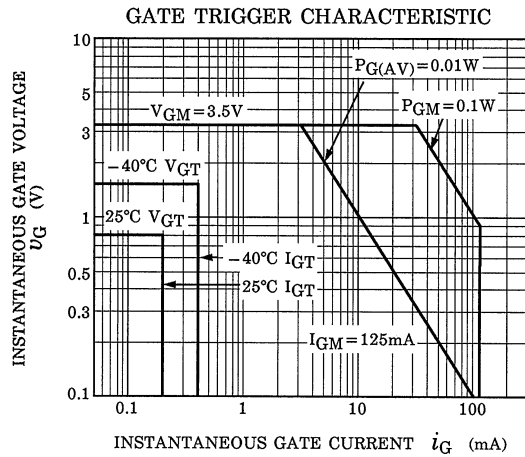
Note: Should be used with gate resistance as shown below.

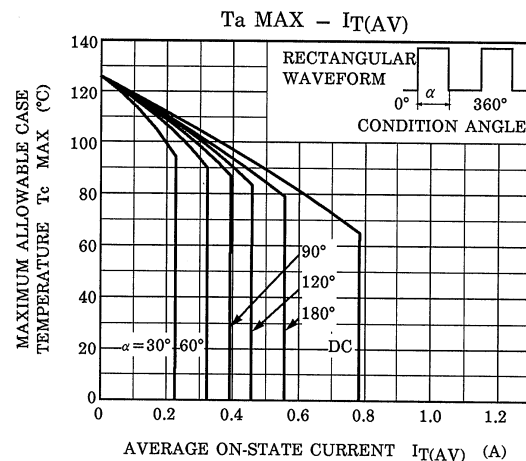
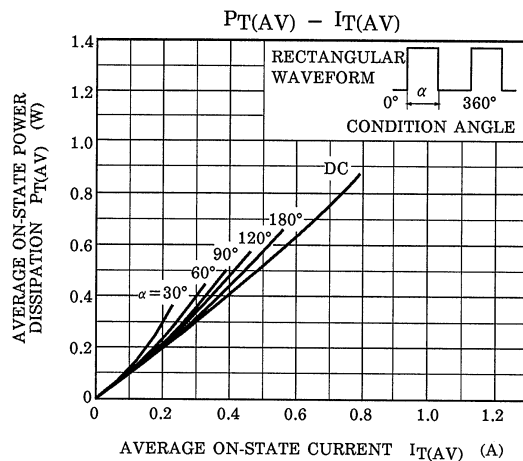
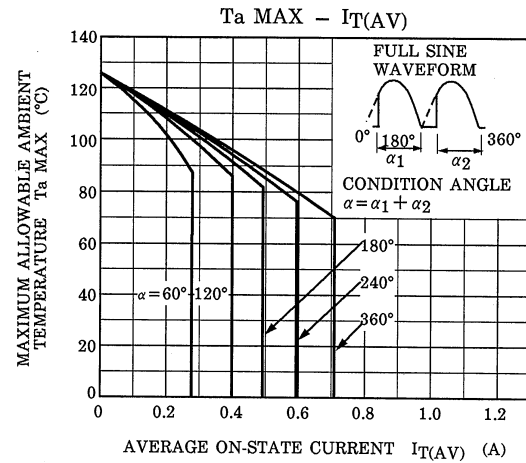
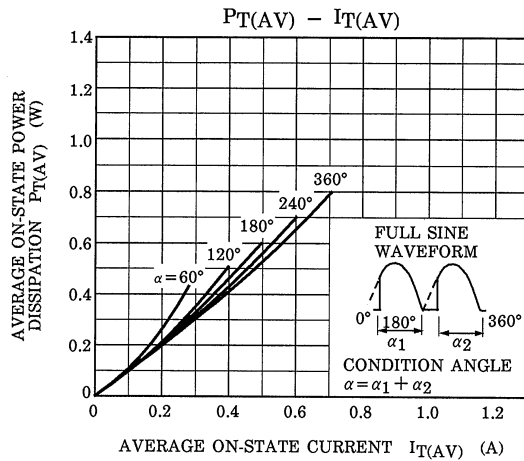
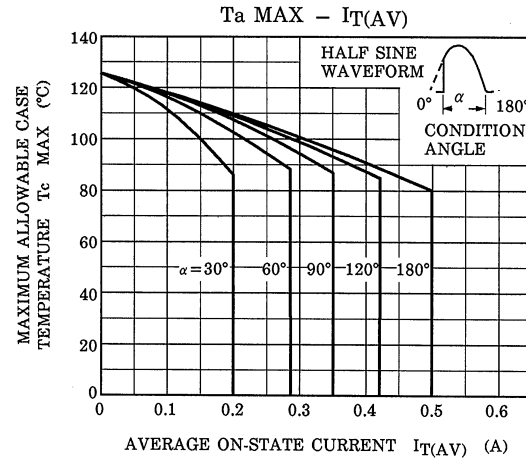
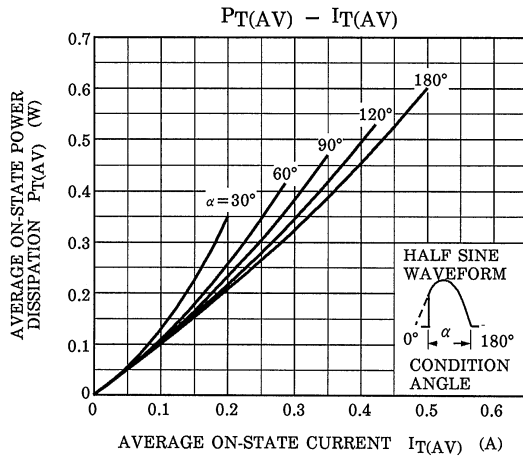


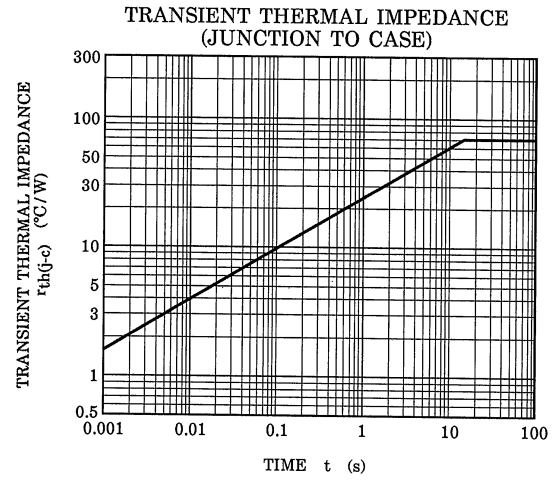
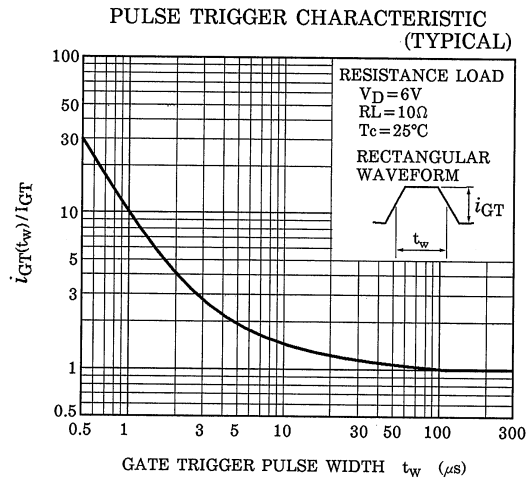
ELECTRICAL CHARACTERISTICS (Ta = 25°C)

CHARACTERISTIC	SYMBOL	TEST CONDITION	MIN	TYP.	MAX	UNIT
Repetitive Peak Off-State Current and Repetitive Peak Reverse Current	I_{DRM} I_{RRM}	$V_{DRM} = V_{RRM} = \text{Rated}$	—	—	10	μA
Peak On-State Voltage	V_{TM}	$I_{TM} = 1\text{A}$	—	—	1.5	V
Gate Trigger Voltage	V_{GT}	$V_D = 6\text{V}$, $R_L = 100\Omega$ $R_{GK} = 1\text{k}\Omega$	—	—	0.8	V
Gate Trigger Current	I_{GT}		—	—	200	μA
Holding Current	I_H	$I_{TM} = 500\text{mA}$, $V_D = 6\text{V}$ $R_{GK} = 1\text{k}\Omega$	—	—	6	mA
Critical Rate of Rise of Off-State Voltage	dV / dt	$V_{DRM} = \text{Rated}$, $R_{GK} = 1\text{k}\Omega$ Exponential Rise	—	200	—	V / μs
Gate Turn-On Time	t_{gt}	$V_D = \text{Rated}$, $i_G = 5\text{mA}$ $R_{GK} = 1\text{k}\Omega$	—	—	1.5	μs
Thermal Resistance	$R_{th(j-a)}$	Junction to Ambient	—	—	70	$^{\circ}\text{C} / \text{W}$

Note: Thermal Resistance Test Condition
Use 0.6×30×30mm Alumina Plate







RESTRICTIONS ON PRODUCT USE

030619EAA

- The information contained herein is subject to change without notice.
- The information contained herein is presented only as a guide for the applications of our products. No responsibility is assumed by TOSHIBA for any infringements of patents or other rights of the third parties which may result from its use. No license is granted by implication or otherwise under any patent or patent rights of TOSHIBA or others.
- TOSHIBA is continually working to improve the quality and reliability of its products. Nevertheless, semiconductor devices in general can malfunction or fail due to their inherent electrical sensitivity and vulnerability to physical stress. It is the responsibility of the buyer, when utilizing TOSHIBA products, to comply with the standards of safety in making a safe design for the entire system, and to avoid situations in which a malfunction or failure of such TOSHIBA products could cause loss of human life, bodily injury or damage to property.
In developing your designs, please ensure that TOSHIBA products are used within specified operating ranges as set forth in the most recent TOSHIBA products specifications. Also, please keep in mind the precautions and conditions set forth in the "Handling Guide for Semiconductor Devices," or "TOSHIBA Semiconductor Reliability Handbook" etc..
- The TOSHIBA products listed in this document are intended for usage in general electronics applications (computer, personal equipment, office equipment, measuring equipment, industrial robotics, domestic appliances, etc.). These TOSHIBA products are neither intended nor warranted for usage in equipment that requires extraordinarily high quality and/or reliability or a malfunction or failure of which may cause loss of human life or bodily injury ("Unintended Usage"). Unintended Usage include atomic energy control instruments, airplane or spaceship instruments, transportation instruments, traffic signal instruments, combustion control instruments, medical instruments, all types of safety devices, etc.. Unintended Usage of TOSHIBA products listed in this document shall be made at the customer's own risk.
- TOSHIBA products should not be embedded to the downstream products which are prohibited to be produced and sold, under any law and regulations.