
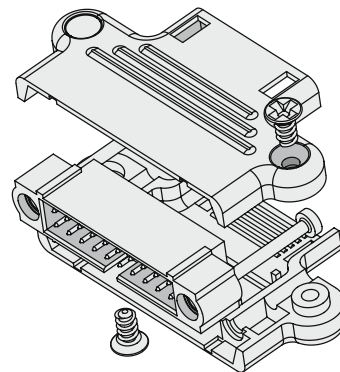
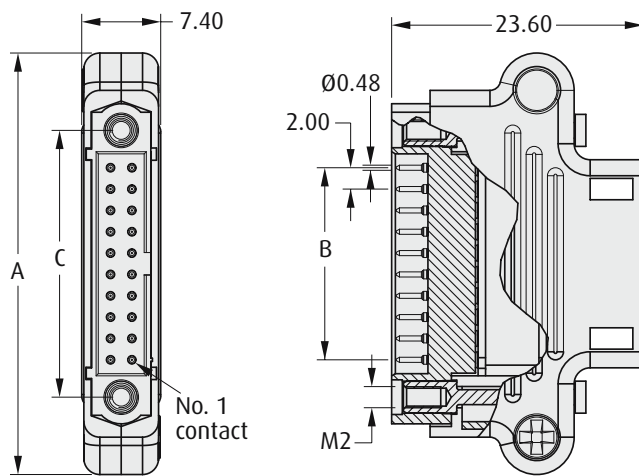


Male Crimp with Hood

- ❖ Supplied as a complete kit, including hood, screws, connector, contacts and jackscrews.
- ❖ For spare crimp contacts, see page 65.
- ❖ Provides strain relief by preventing cable bending at the rear of the connector, and also the option of inserting a cable tie to reduce pull strain.
- ❖ Mates with female connectors shown on pages 38, 39, 41, 42, 44 and 46 to 50.



MALE



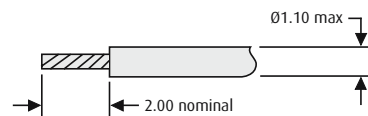
CALCULATION	
A	B + 21.5
B	Total no. of contacts - 2
C	B + 7

TOOLS

Recommended Crimp Tool – M22520/2-01
Positioner – Z80-193
Contact Insertion/Removal Tool – Z80-280
 See pages 87 to 89

❖ Instruction sheets available at www.harwin.com/downloads/instructions

WIRE STRIPPING DETAILS



HOW TO ORDER

M80 - 94 X XX XX

SERIES CODE

TYPE

2	Small Bore 24-28AWG
3	Large Bore 22AWG

FINISH

05	Gold	PG
-----------	------	----

TOTAL NO. OF CONTACTS

06, 08, 10, 12, 14, 20, 26, 34, 42, 50

All dimensions in mm.