


MTMM-108-07-F-D-350



(2.00 mm) .0787"

MTMM SERIES

MODIFIED THROUGH-HOLE HEADER

SPECIFICATIONS

For complete specifications see www.samtec.com?MTMM

Insulator Material: Black Liquid Crystal Polymer

Terminal Material: Phosphor Bronze

Plating: Sn or Au over 50 μm (1.27 μm) Ni

Operating Temp Range: -55 °C to +105 °C with Tin; -55 °C to +125 °C with Gold

RoHS Compliant: Yes

Lead-Free Solderable: Yes

Yes

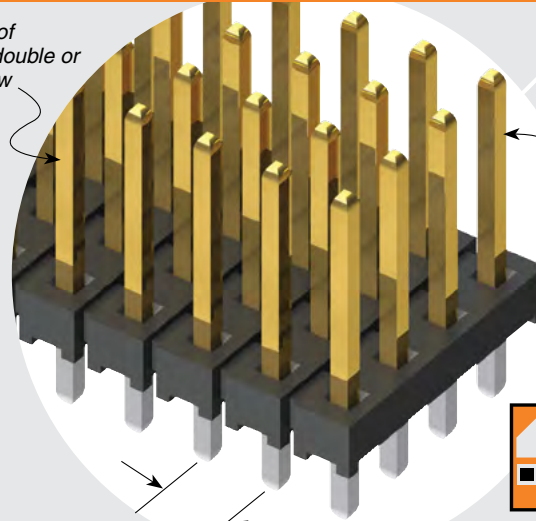
Board Mates:

CLT, SQT, SQW, ESQT, TLE, SMM, MMS

Cable Mates:

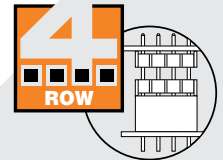
TCSD

Choice of single, double or quad row



Specify post height in (0.13 mm) .005" increments

(2.00 mm) .0787" pitch



RECOGNITIONS

For complete scope of recognitions see www.samtec.com/quality



ALSO AVAILABLE (MOQ Required)

- Other platings
- Contact Samtec.



01 thru 50

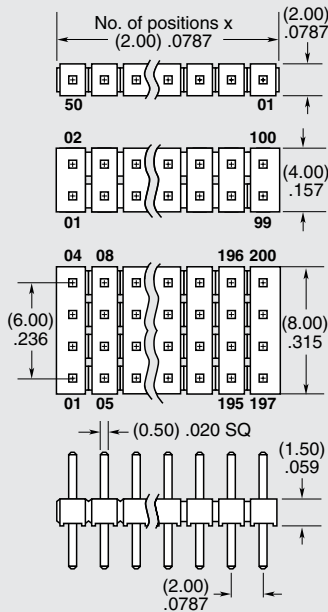
Specify LEAD STYLE from chart.

- F = Gold flash on post, Matte Tin on tail
- L = 10 μm (0.25 μm) Gold post, Matte Tin on tail
- T = Matte Tin

- S = Single Row
- D = Double Row
- Q = Quad Row

- "XXX" = Post Height in inches (0.13 mm) .005" increments
Example: -070 = (1.78 mm) .070"

- "XXX" = Polarized Position Specify position of omitted pin



LEAD STYLE	OAL
-02	(6.48) .255
-03	(7.67) .302
-04	(8.20) .323
-05	(9.58) .377
-06	(10.08) .397
-07	(11.58) .456
-08	(12.09) .476
-09	(13.59) .535
-10	(14.10) .555
-11	(15.09) .594
-12	(15.60) .614
-13	(17.09) .673
-14	(19.08) .751
-15	(21.08) .830

Note: This Series is non-standard, non-returnable.