



Series 803 Mighty Mouse ¼ Turn Bayonet Coupling Protective Cover

660-082 and 660-083 Ordering Information



Protect Connectors From Damage

Machined aluminum covers prevent ingress of contamination and water.

Stainless Steel Fittings and Rings

Choose small diameter eye fittings for panel attachment. Larger rings fit under the jam nut or over cable jackets. Split rings can be installed on fully assembled cables.

Polyurethane-Coated SST Wire Rope

offers high strength, excellent abrasion resistance and good flexibility. Or, choose Teflon® jacket for high temperature exposure.

Braided Nylon Rope

provides excellent flexibility and good abrasion resistance, and can be ordered with slip knot fittings for easy installation on any size cable.

X

How To Order						
Sample Part Number	660-082	-M	S	12	04	-6
Series (See Table I)	660-082 = Plug Cover 660-083 = Receptacle Cover					
Shell Material / Finish	C = Aluminum / Black Anodize (Non-Conductive) RoHS Compliant M = Aluminum / Electroless Nickel RoHS Compliant NF = Aluminum / Cadmium with Olive Drab Chromate ZN = Aluminum / Zinc-Nickel with Olive Drab Chromate UCR = Aluminum / Zinc-Cobalt with Black Chromate RoHS Compliant ZNU = Aluminum / Zinc-Nickel with Black Chromate MT = Aluminum / Nickel-PTFE RoHS Compliant Z1 = Stainless Steel / Passivated RoHS Compliant					
Attachment Type	D = Bead Chain, CRES, Passivate F = Wire Rope, Nylon Jacket G = Nylon Rope H = SST Wire Rope, Teflon® Jacket N = No Attachment R = Wire Rope, PVC Jacket S = SST Sash Chain SK = Nylon Rope With Slip Knot T = SST Wire Rope, No Jacket U = SST Wire Rope, Polyurethane Jacket "SST" = Stainless Steel					
Shell Size	5, 6, 7, 8, 9, 10, 12, 14, 15					
Attachment Code (See Table II)	Small Ring = 01 thru 06 Large Ring = 14 thru 33 Split Ring = 50 thru 68					
Attachment Length (inches)	Omit for attachment Type N (No Attachment) Example "-6" equals six inch length					






Table I: Cover Style	
	
660-082 Bayonet Plug Cover	660-083 Bayonet Receptacle Cover

Table II: Attachment Code	
Omit for attachment types N (No Attachment) and SK (Slip Knot)	
 Small Ring	01 - .126 (3.20) I.D. 02 - .145 (3.68) I.D. 04 - .188 (4.78) I.D. 06 - .197 (5.00) I.D.
 Large Ring	14 - .385 (9.8) 15 - .445 (11.3) 16 - .570 (14.5) 17 - .635 (16.1) 18 - .695 (17.7) 19 - .885 (22.5) 20 - 1.070 (27.2) 21 - 1.135 (28.8) 22 - 1.210 (30.7) 23 - 1.275 (32.4) 25 - 1.530 (38.9) 26 - .950 (24.1) 27 - .766 (19.5) 28 - 1.015 (25.8) 29 - .315 (8.0) 30 - 1.380 (35.1) 31 - .820 (20.8) 32 - .265 (6.7) 33 - .510 (13.0)
 Split Ring	50 - .420 (10.67) I.D. 52 - .480 (12.19) I.D. 54 - .635 (16.13) I.D. 56 - .745 (18.92) I.D. 58 - .885 (22.48) I.D. 60 - 1.010 (25.65) I.D. 64 - 1.125 (28.58) I.D. 68 - 1.345 (34.16) I.D.

Dimensions in Inches (millimeters) are subject to change without notice.