

WiFi-PROTO™

Manual

All Mikroelektronika's development systems feature a large number of peripheral modules expanding microcontroller's range of application and making the process of program testing easier. In addition to these modules, it is also possible to use numerous additional modules linked to the development system through the I/O port connectors. Some of these additional modules can operate as stand-alone devices without being connected to the microcontroller.


Additional Board



SOFTWARE AND HARDWARE SOLUTIONS FOR EMBEDDED WORLD ...making it simple

WiFi-PROTO Additional Board

The *WiFi-PROTO* additional board is intended for wireless communication between a microcontroller and a remote device. Wireless communication is enabled due to a WiFi module ZG2100M provided on the board. This module operates in compliance with the IEEE 802.11b/g/n standard, but it is also compliant with the IEEE 802.11G/N standards. *WiFi-PROTO* is connected to a microcontroller via a proto board that is connected to a development system's I/O port. The additional board communicates with the microcontroller via the SPI interface. Modules JTAG and UART are provided on the board and are used for testing purposes.



ZG2100M WiFi module

Figure 1: Front side of *WiFi-PROTO*





Figure 2: *WiFi-PROTO* soldered on the PROTO board



1x9 male connector

Figure 3: Back side of *WiFi-PROTO*

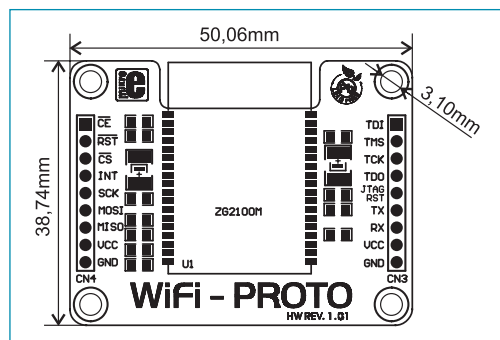


Figure 4: *WiFi-PROTO* board's dimensions

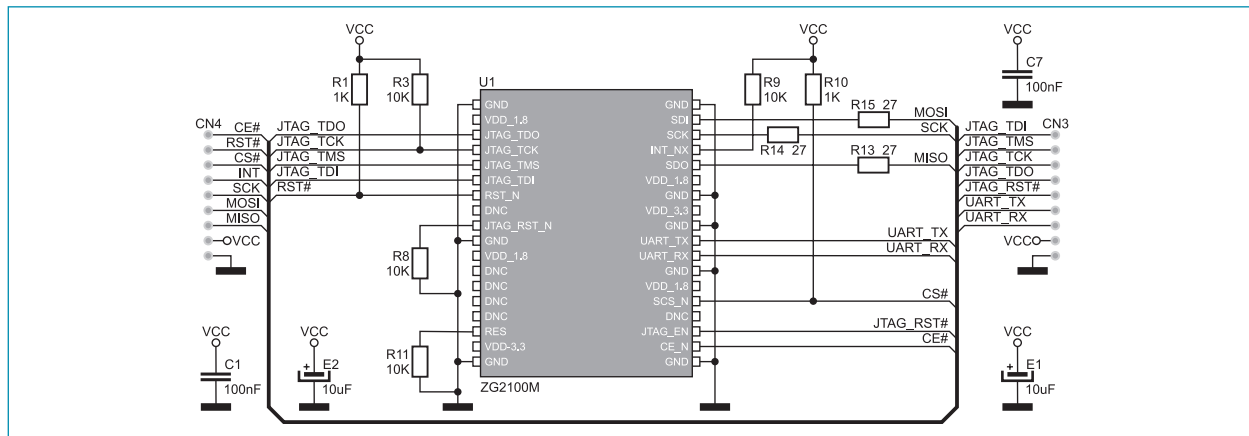


Figure 5: Additional board *WiFi-PROTO* connection schematic

Mouser Electronics

Authorized Distributor

Click to View Pricing, Inventory, Delivery & Lifecycle Information:

[MikroElektronika:](#)

[MIKROE-496](#)