PART NUMBER	ENG. NO.	COLOR
006-02-9033	2191-2101	BLACK
006-02-9034	2191-2002	NATURAL

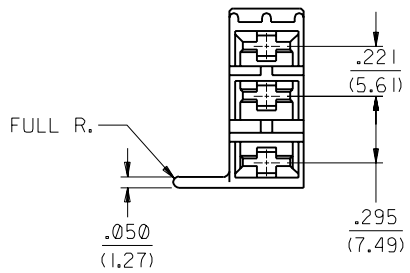

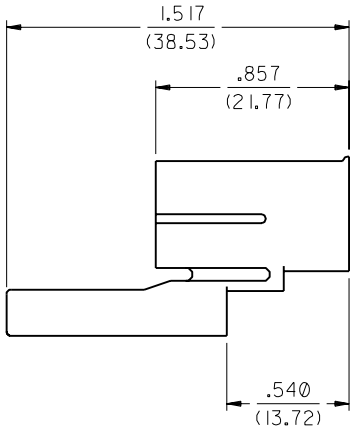

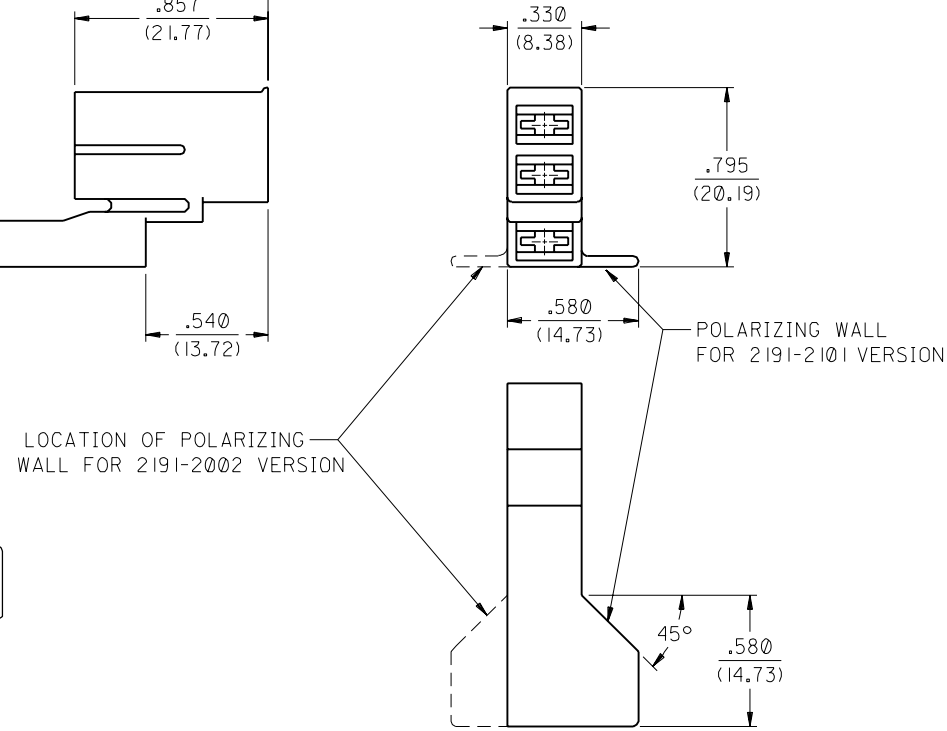

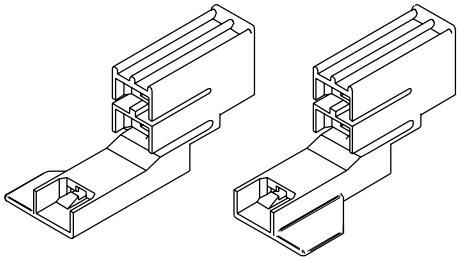

2191-2101 2191-2002

NOTES:

1. MATERIAL:
   NYLON 6/6, UL 94V-2
   COLOR: SEE CHART
2. THIS HOUSING FOR USE WITH 2176 AND 2576 SERIES TERMINALS.
3. ALL DIMENSIONS ARE FOR REFERENCE ONLY.

MFG.	SH.	REV.	LTR.	REVISIONS
			A	FINAL RELEASE ECN U70232 RUSHTON 8-30-96
			1	X-RELEASE ECN U6 0632 95/12/19 GVC

DIMENSIONS SHOWN (METRIC) INCH

UNLESS OTHERWISE SPECIFIED TOLERANCES: ANGULAR ± 1/2°

	INCH	METRIC
3 PLACE	± ---	---
2 PLACE	± ---	± ---
1 PLACE	---	± ---

DRAFT WHERE APPLICABLE MUST REMAIN WITHIN DIMENSIONS

DRWG. BY GVC | CHK'D. BY KBP
APP'D. BY RAS | SCALE 2 : 1

▽ = 0 ▼ = 0 REVISE ONLY ON CAD SYSTEM

TITLE
SWITCH CONNECTOR HOUSING, 3 CIRCUIT FLAT BLADE SYSTEM

MOLEX INCORPORATED
LISLE, ILL. 60532 U.S.A.

SHEET NO. 1 OF 1 | DATE 95/12/19

PART NO. SEE CHART | DRWG. NO. SD-2191-2*0*

FILE NAME S2191X1 DGN

THIS DRAWING CONTAINS INFORMATION THAT IS PROPRIETARY TO MOLEX INC. AND SHOULD NOT BE USED WITHOUT WRITTEN PERMISSION.

DIV. CP | SIZE B

NO P.S. 1