DWG. NO. SD-5271-NA

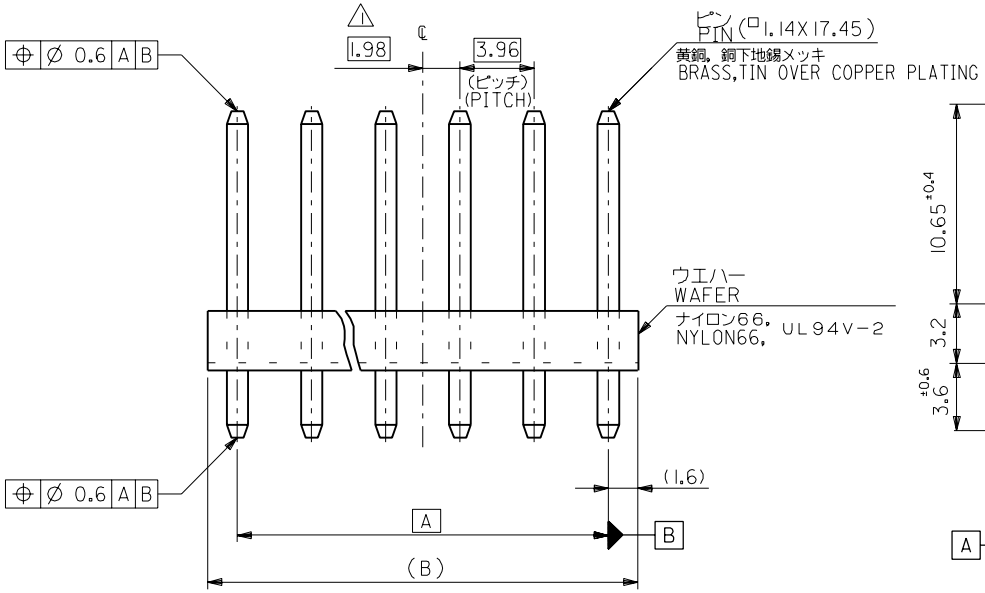

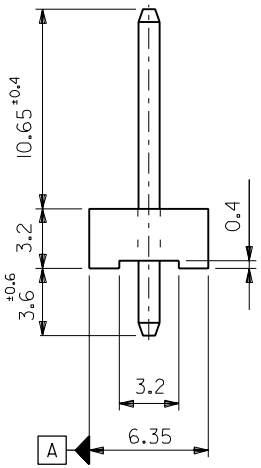

注記
NOTE

⚠ 全極数が偶数の場合のみ適用。
TO BE APPLIED ONLY WHEN ALL CKTS. ARE EVEN.

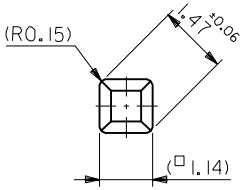

ピン形状
PIN FORM

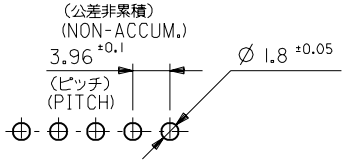

基板取付穴推奨寸法
RECOMMENDED P.C.B.HOLE DIMENSION

B	A	EDP NO.	ENG. NO.	極数 CKT.
58.64	55.44	09-67-4151	5271-15A	15
54.68	51.48	-4141	-14A	14
50.72	47.52	-4131	-13A	13
46.76	43.56	-4121	-12A	12
42.8	39.6	-4111	-11A	11
38.84	35.64	-4101	-10A	10
34.88	31.68	-4091	-09A	9
30.92	27.72	-4081	-08A	8
26.96	23.76	-4071	-07A	7
23	19.8	-4061	-06A	6
19.04	15.84	-4051	-05A	5
15.08	11.88	-4041	-04A	4
11.12	7.92	-4031	-03A	3
7.16	3.96	09-67-4021	5271-02A	2

角度 ANGLE	±3°				
30 以上 OVER	±0.3				
10 以上 OVER 30 未満 UNDER	±0.25	B	変更 REVISED (J40818)	T.A H.H	'94/10/15
10 未満 UNDER	±0.2	A	変更&再作図 (J90062) REVISED & REDRAWN	S.M H.H	'89/3/29
一般公差 GENERAL TOLERANCES		記号 LTR	変更内容 REVISION RECORD	DR. CHK.	日付 DATE

材料 MATERIAL 図中参照 SEE DRAWING
仕上げ FINISH
適用電線範囲 WIRE RANGE
被覆外径 INS. RANGE

DRAWN BY '89/3/29 S.MOCHIZUKI
CHK'D BY '94/10/17 Y.M H.HIRAMOTO
APP'D BY '94/10/17 M.FUKUSHIMA
尺度 SCALE

molex MOLEX-JAPAN CO.,LTD. 日本モレックス株式会社

REVISE ONLY ON CAD SYSTEM

TITLE 名称
KK 3.96 WAFER ASS'Y

DWG. NO. SD-5271-NA
REV B

5271.S11

:MM DIMENSIONS IN METRIC DO NOT SCALE DRAWING

THIS DRAWING CONTAINS INFORMATION THAT IS PROPRIETARY TO MOLEX(JAPAN) AND SHOULD NOT BE USED WITHOUT WRITTEN PERMISSION
本図面は日本モレックス（株）の所有する情報を含むもので当社の許可なく複製を禁止する。

EN-01C(032)MXJ-32