


224/225 Series Lead-Free 2AG, Fast-Acting



Description

The 2AG Fast-Acting Fuses are available in cartridge form or with axial leads. 2AG Fuses provide the same performance characteristics as their 3AG counterpart, while occupying one-third the space. Sleeved fuses are available.

Features

- In accordance with Underwriter's Laboratories Standard UL 248-14
- Available in cartridge and axial lead form and with various forming dimensions
- RoHS compliant and Lead-free






Applications

Used as supplementary protection in appliance or utilization equipment to provide individual protection for components or internal circuits.

Electrical Characteristics for Series

% of Ampere Rating	Opening Time
100%	4 hours, Minimum
135%	1 hour, Maximum
200%	1 sec., Maximum

Agency Approvals

Agency	Agency File Number	Ampere Range
	E10480	0.375A - 3.5A
	E10480	4A - 10A
	29862	0.375A - 10A
	NBK200405-E10480A/B/C/D NBK110512-E10480A/B NBK210405-E10480E/F	1A - 3.5A 4A - 5A 6A - 10A
	N/A	0.375A - 10A

Additional Information



**Datasheet
224 Series**



**Resources
224 Series**



**Samples
224 Series**



**Datasheet
225 Series**



**Resources
225 Series**








**Samples
225 Series**



**Accessories
224 & 225 Series**

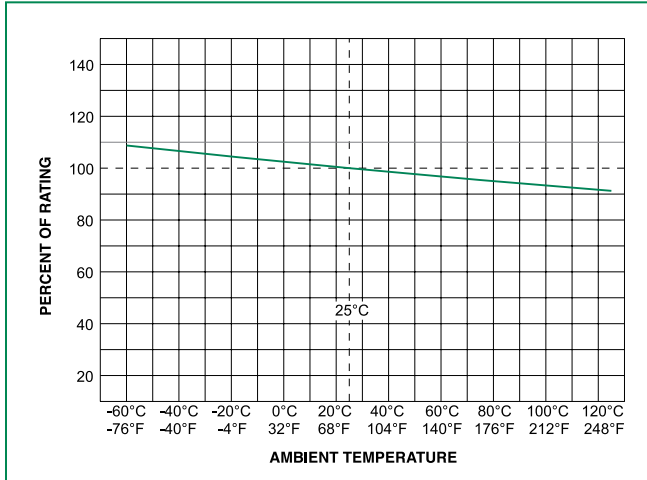
For recommended fuse accessories for this product series, see ['Recommended Accessories'](#) section.

Electrical Characteristic Specifications by Item

Amp Code	Ampere Rating (A)	Voltage Rating (V)	Interrupting Rating	Nominal Cold Resistance (Ohms)	Nominal Melting I ² t (A ² sec)	Agency Approvals					
											
.375	0.375	250	35A@250Vac 10KA@125Vac 10KA@125Vdc	0.3950	0.171	x		x		x	
.500	0.5	250		0.2650	0.365	x		x		x	
.750	0.75	250		0.1520	1.050	x		x		x	
001.	1	250		0.1027	2.220	x		x	x	x	
01.5	1.5	250	100A@250Vac 10KA@125Vac 10KA@125Vdc	0.0712	0.800	x		x	x	x	
002.	2	250		0.0497	2.180	x		x	x	x	
02.5	2.5	250		0.0372	3.820	x		x	x	x	
003.	3	250		0.0317	4.620	x		x	x	x	
03.5	3.5	250		0.0265	6.700	x		x	x	x	
004.	4	125		100A@250Vac 500A@125Vac	0.0240	9.400		x	x	x	x
005.	5	125			0.0186	17.0		x	x	x	x
005.	5	250			0.0186	17.0		x	x		x
006.	6	125	0.0154		22.1		x	x	x	x	
007.	7	125	500A@125Vac	0.0130	40.0		x	x	x	x	
008.	8	125		0.0107	56.0		x	x	x	x	
010.	10	125		0.0075	116.0		x	x	x	x	

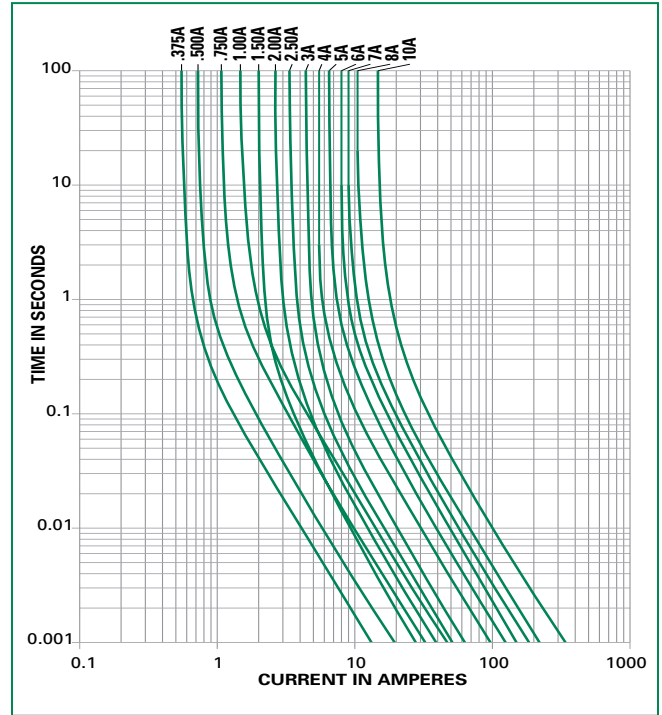
* 10A with 500A @ 125 Vdc internal breaking capacity testing.

Temperature Re-rating Curve

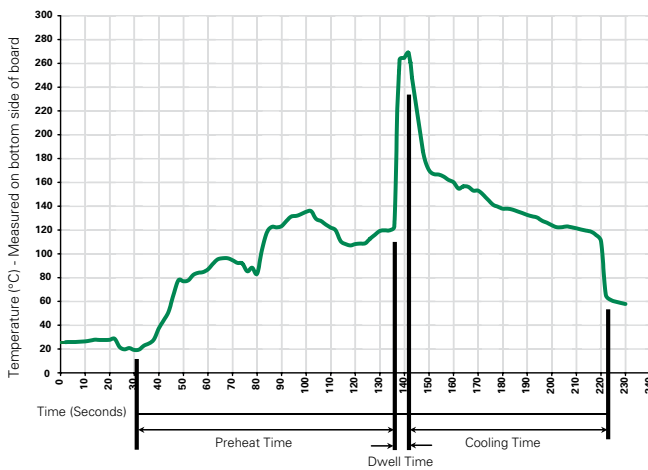


Note:
 Rerating depicted in this curve is in addition to the standard derating of 25% for continuous operation.

Average Time Current Curves



Soldering Parameters - Wave Soldering



Recommended Process Parameters:

Wave Parameter	Lead-Free Recommendation
Preheat: (Depends on Flux Activation Temperature) (Typical Industry Recommendation)	
Temperature Minimum:	100°C
Temperature Maximum:	150°C
Preheat Time:	60-180 seconds
Solder Pot Temperature:	260°C Maximum
Solder Dwell Time:	2-5 seconds

Recommended Hand-Solder Parameters:

Solder Iron Temperature: 350°C +/- 5°C
 Heating Time: 5 seconds max.

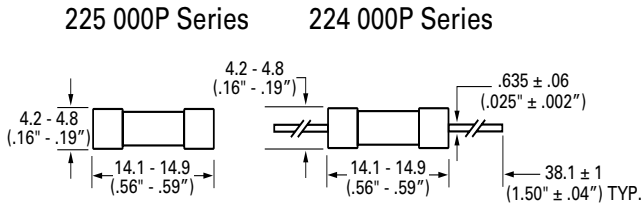
Note: These devices are not recommended for IR or Convection Reflow process.

Product Characteristics

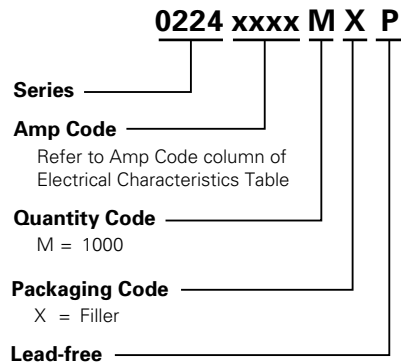
Materials	Body : Glass Cap : Nickel-plated brass Leads: Tin-plated Copper
Terminal Strength	MIL-STD-202, Method 211, Test Condition A
Solderability	MIL-STD-202 Method 208
Product Marking	Cap1 : Brand logo, current and voltage ratings Cap2 : Series and agency approval marks

Operating Temperature:	-55°C to 125°C.
Thermal Shock:	MIL-STD-202, Method 107, Test Condition B (5 Cycles -65°C to +125°C).
Vibration	MIL-STD-202, Method 201
Humidity	MIL-STD-202, Method 103, Test Condition A: High RH (95%) and elevated temp (40°C) for 240 hours
Salt Spray	MIL-STD-202, Method 101, Test Condition B

Dimensions



Part Numbering System



Note: The ratings from 4A to 10A with MXUP in the suffix

Packaging

Packaging Option	Packaging Specification	Quantity	Quantity & Packaging Code	Taping Width
224 Series				
Bulk	N/A	1000	MX	N/A
Bulk	N/A	100	HX	N/A
Reel and Tape	EIA 296-E	1500	DRT1	T1=53mm (2.087")
225 Series				
Bulk	N/A	1000	MX	N/A
Bulk	N/A	100	HX	N/A

Recommended Accessories

Accessory Type	Series	Description	Max Application Voltage	Max Application Amperage
Holder	245	Panel Mount Shock-Safe Fuseholder	300	10
	150	In-Line Fuseholder	350	10
	286	Panel Mount Flip-Top Shock-Safe Fuseholder	250	10
Block	254	OMNI-BLOK® Fuse Block	400	10
Clip	111	PC Board Mount Fuse Clip	250	10

- Notes:
- Do not use in applications above rating.
 - Please refer to fuseholder data sheet for specific re-rating information.
 - Please contact factory for applications greater than the max voltage and amperage shown.

Mouser Electronics

Authorized Distributor

Click to View Pricing, Inventory, Delivery & Lifecycle Information:

Littelfuse:

[0224005.DRT1UP](#) [0225010.MXUP](#) [0224006.HXUP](#) [0224006.DRT1UP](#) [0224004.DRT1UP](#) [0224010.DRT1UP](#)
[0224004.MXUP](#) [0225004.MXUP](#) [0225010.HXUP](#) [0224010.HXUP](#) [0224004.HXUP](#) [0225006.MXUP](#) [0225004.HXUP](#)
[0224006.MXUP](#) [0225005.HXUP](#) [225.125](#) [225003P](#) [22503.5P](#) [224.500](#) [225007](#) [224001](#) [224002](#) [225.100](#) [225.250](#)
[225.500](#) [225.750](#) [225001](#) [22501.5](#) [225002](#) [225003](#) [22503.5](#) [225008](#) [224004](#) [0224007.HXUP](#) [0224003.HXP](#)
[0225007.M](#) [0224.100DRT3W](#) [0224008.DRT2P](#) [0224010.DRT1W](#) [022403.5DRT1P](#) [0224.500DRT1W](#)
[0224.250DRT1W](#) [0224.250DRT2P](#) [0225004.H](#) [0224.500DRT2P](#) [022403.5MXP](#) [0225.375MXP](#) [0224.100DRT3P](#)
[0224007.DRT2P](#) [0224007.DRT3P](#) [0224.100DRT2P](#) [0224008.DRT1P](#) [0224008.MXW](#) [0225005.M](#) [0224001.MXP](#)
[0224.100DRT1P](#) [0224007.DRT3W](#) [022501.5HXP](#) [0224007.MXP](#) [0225.250M](#) [0225.750MXP](#) [0224.100DRT1W](#)
[0224002.DRT1W](#) [0224002.DRT3W](#) [0224004.MXW](#) [0224005.DRT2W](#) [0225006.HXP](#) [022501.5M](#) [0224003.MXP](#)
[0225004.HXP](#) [0224004.HXP](#) [022402.5DRT3W](#) [0225001.MXP](#) [0224.125DRT1W](#) [0224.375DRT1P](#) [0224.750DRT3W](#)
[0225.100M](#) [0225005.MXP](#) [0224.500MXP](#) [0224007.DRT1W](#) [022401.5DRT1W](#) [0225.125MXP](#) [0224.375DRT3W](#)
[0225.750H](#) [0225010.HXP](#) [0224.375DRT1W](#) [0224.750HXW](#) [0224010.DRT3P](#) [0225001.H](#) [0224.125DRT3P](#)
[0224.125DRT2W](#) [0224.100MXW](#) [0225.250HXP](#) [0225001.HXP](#) [0224008.DRT1W](#) [0224.750DRT3P](#) [0224010.DRT3W](#)
[0224.100HXW](#) [0224.250HXW](#) [0224006.DRT2P](#)