



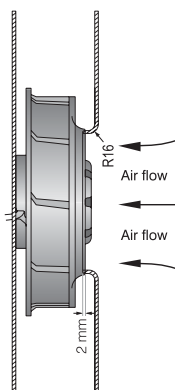
## RER120DC Series Motorized Impeller

Ø 120 x 54mm - New S-Force Models

- 3-phase fan drive with high degree of smooth operation.
- High pressure build-up
- Backward-curved impeller
- Standard with PWM control input and speed signal, additional inputs and outputs on request.
- Fiberglass-reinforced plastic impeller
- Fully integrated electronic commutation
- Direction of rotation: CW as seen on rotor
- Direction of air flow: axial suction, radial air outlet
- Electrical connection via single leads AWG 20, TR 6. Stripped and tinned ends.

Part Number	Curve	CFM @ 0	VDC	Volt. Range	Power Input (W)	Bel	Max Amb. Temp C	Bearing Type	Features	Speed (RPM)	Wgt. (lbs)
RER120-26/14/2TDP	1	221.9	24	6 to 32	78	8.2	75	Ball	Leads	6100	0.95
RER120-26/18/2TDP	2	229.5	48	36 to 60	92	8.2	75	Ball	Leads	6300	0.95

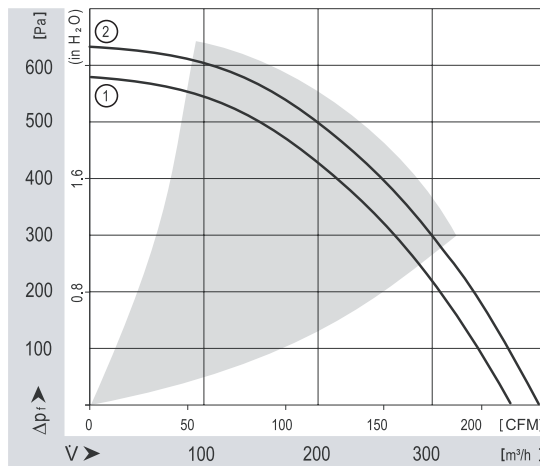
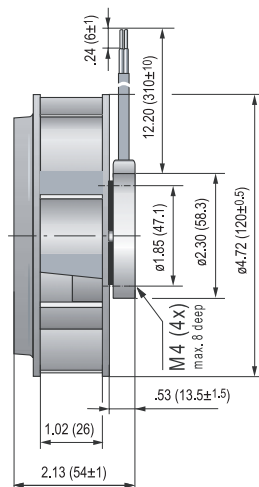
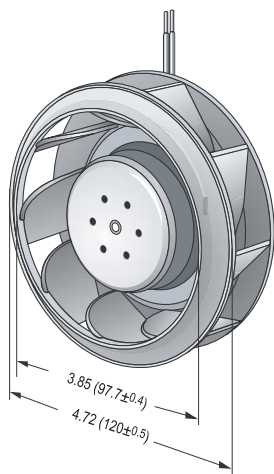
Speed control range from 800 rpm at 7 % PWM up to nominal speed at >90 % PWM. Stationary at 0% PWM, maximum speed at interruption of control wire.  
Preliminary data, subject to alterations without notice.



The air flow and noise level of fans without external housing depends on the installation conditions. The stated air flow and noise has been measured under the following conditions:

Centrifugal fan mounted on a base plate 140 x 140 mm.

Cover plate 140 x 140 mm with an air-inlet of Ø 96 mm, concentric to the blower wheel.



# Mouser Electronics

Authorized Distributor

Click to View Pricing, Inventory, Delivery & Lifecycle Information:

[ebm-papst:](#)

[RER120-26/14/2TDP](#) [RER120-26/18/2TDP](#)