




RoHS HF 263 Series, PICO® II 250 Volt, Very Fast-Acting Fuse



Agency Approvals

Agency	Agency File Number	Ampere Range
	E10480	62mA - 5A
	JET 1896-31007-1001	1A - 5A
	LR 29862	125mA - 5A

Description

The PICO® II 263 Series Fuse is a specially designed axial leaded fuse that achieves a 250V rating in a small package.

Features

- 250V rating
- Very fast-acting
- Small size
- Wide range of current rating available (62mA to 5A)
- RoHS compliant & Halogen-free
- Wide operating temperature range
- Low temperature de-rating




Applications

- Lighting system
- Power supply
- LCD/PDP TV
- LCD monitor
- Office automation machines
- Audio/Video system
- Medical equipment

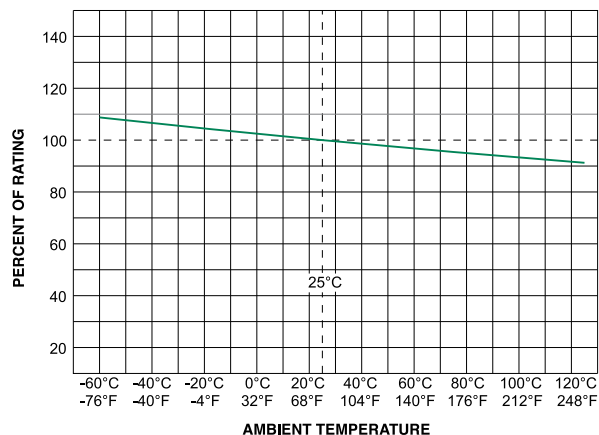
Electrical Characteristics

% of Ampere Rating	Opening Time
100%	4 Hours, Min.
200%	1 Second, Max.
300%	0.1 Second, Max.

Electrical Characteristics

Ampere Rating (A)	Amp Code	Max Voltage Rating (V)	Interrupting Rating	Nominal Cold Resistance (Ohms)	Nominal Melting I ² t (A ² sec)	Nom Voltage Drop (mV)	Agency Approvals		
									
0.062	.062	250	50 amperes at 250 VAC PSE: 100 amperes at 125 VAC.	5.50	0.000192	0.74	x		
0.125	.125	250		1.75	0.00251	0.3	x		x
0.250	.250	250		0.715	0.0165	0.235	x		x
0.375	.375	250		0.391	0.0444	0.195	x		x
0.500	.500	250		0.332	0.084	0.302	x		x
0.750	.750	250		0.150	0.0411	0.176	x		x
1.00	.001	250		0.105	0.087	0.165	x	x	x
1.50	.015	250		0.0635	0.398	0.148	x	x	x
2.00	.002	250		0.0444	0.74	0.137	x	x	x
2.50	.025	250		0.0340	1.197	0.128	x	x	x
3.00	.003	250		0.0274	1.77	0.1225	x	x	x
3.50	.035	250		0.0224	2.33	0.1175	x	x	x
4.00	.004	250		0.0193	3.08	0.1125	x	x	x
5.00	.005	250		0.0145	5.55	0.1065	x	x	x

Temperature Derating Curve



Note:

1. Derating depicted in this curve is in addition to the standard derating of 25% for continuous operation.

Soldering Parameters

Recommended Process Parameters:

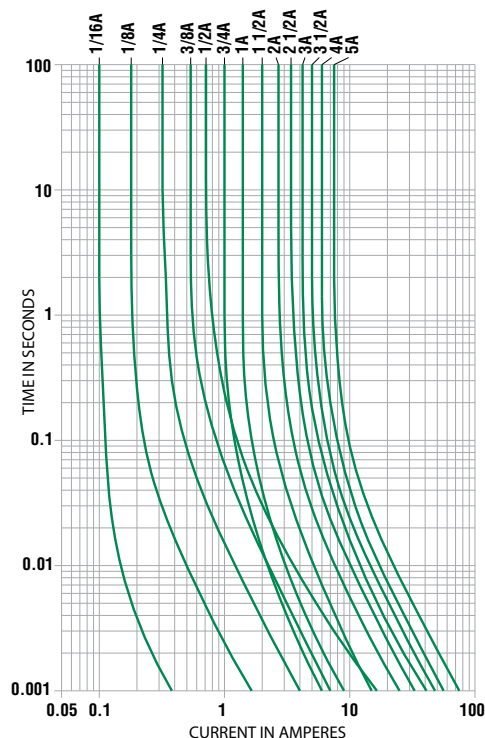
Wave Parameter	Lead-Free Recommendation
Preheat: (Depends on Flux Activation Temperature)	(Typical Industry Recommendation)
Temperature Minimum:	100° C
Temperature Maximum:	150° C
Preheat Time:	60-180 seconds
Solder Pot Temperature:	260° C Maximum
Solder Dwell Time:	2-5 seconds

Recommended Hand-Solder Parameters:

Solder Iron Temperature: 350° C +/- 5° C
Heating Time: 5 seconds max.

Note: These devices are not recommended for IR or Convection Reflow process.

Average Time Current Curves

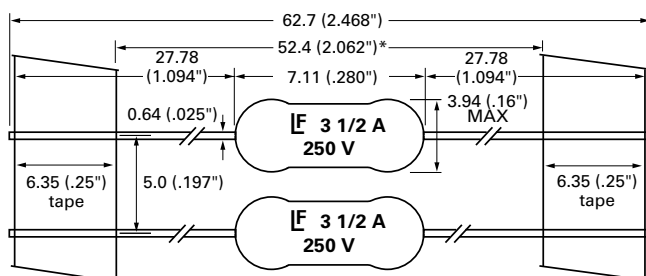


Product Characteristics

Materials	Encapsulated, Epoxy-Coated Body: Solder Coated Copper Leads. RoHS compliant Product: Pure Tin-coated Copper wire leads
Solderability	MIL-STD-202, Method 208.
Product Marking	Body marking, current rating and logo
Operating Temperature	-55°C to +125°C
Shock	MIL-STD-202, Method 213, Test Condition I (100 G's peak for 6 milliseconds)

Vibration	MIL-STD-202, Method 201 (10–55 Hz); MIL-STD-202, Method 204, Test Condition C (55–2000 Hz at 10 G's Peak)
Salt Spray	MIL-STD-202, Method 101, Test Condition B (48 hrs.)
Insulation Resistance (After Opening):	MIL-STD-202, Method 302, Test Condition A (10,000 ohms minimum at 100 volts)
Resistance to Soldering Heat	MIL-STD-202, Method 210, Test Condition C (10 sec. at 260°C)
Thermal Shock	MIL-STD-202, Method 107, Test Condition B (-55°C to 125°C)
Moisture Resistance	MIL-STD-202, Method 106
Lead Pull Force	MIL-STD-202, Method 211, Test Condition A (will withstand 7 lb. axial pull test)

Dimensions



Part Numbering System

0263 xxxx W R T1 L

Series

Current Rating

Refer to Amp Code column of Electrical Characteristics Table

Quantity

W = 3000
M = 1000
H = 100

Type of Packaging

R = Reel
A = Ammo Pack
X = Loose Pack

Lead Length

T1: 52.4mm (2.062")*

RoHS + HF

Packaging

Packaging Option	Packaging Specification	Quantity	Quantity & Packaging Code
T1: 52.4mm (2.062") Tape and Reel	EIA 296		Please refer to available quantities above in "Part Numbering System"

Notes: * T1 dimension is defined as the length of the component between the two tapes. The full component length is 62.7mm (2.468").

Mouser Electronics

Authorized Distributor

Click to View Pricing, Inventory, Delivery & Lifecycle Information:

Littelfuse:

[263005](#) [0263005.M-](#) [026303.5M-](#) [0263002.WRT3-](#)