Alle Rechte vorbehalten/ All rights reserved

X
Lochbild
board drillings

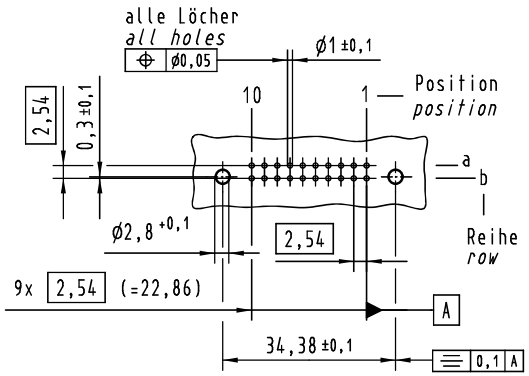

X
Kontaktanordnung
contact arrangement

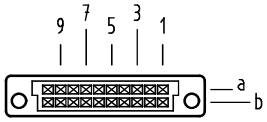

20 Einlöt Kontakte
20 solder contacts

⊠ = Einlöt Kontakt
= *solder contact*

□ = Kontaktposition nicht belegt
= *position without contact*

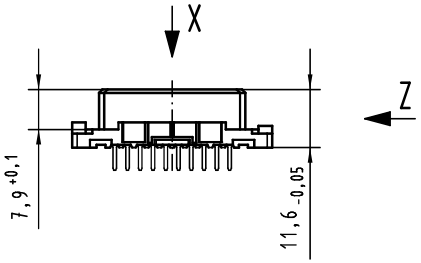

Z (2:1)

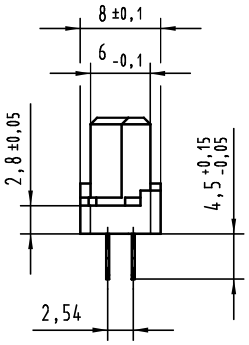

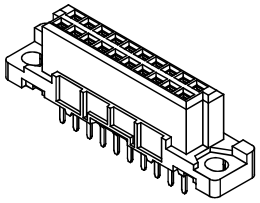

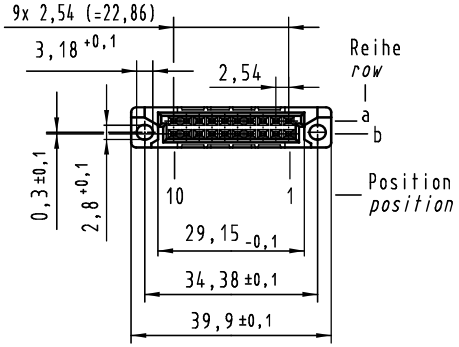

(1) weitere Informationen siehe: DS 09 03 210 00 01
further information see: DS 09 03 210 00 01

09 24 220 6825	2
Bestell-Nr. *part-no.*	Anforderungsstufe *performance level* (1)

All Dimensions in mm
Original Size DIN A 3

Techn. Character.

	Dat.	Name
Detail.	03.02.09	MS
Insp.	03.02.09	RA
Stand.		

Maßstab/*Scale* 1:1

Nicht tolerierte Maße/ *Free size tolerances*
IEC 60603-2

har-bus 3B Federleiste
Einlöt 4,5 , 20-polig
har-bus 3B female connector
solder 4.5 , 20-pole

Mod.	Dat.	Name
36370	21.07.11	Hl.
36369	07.06.11	Hl.
35603		

HARTING Electronics GmbH & Co. KG
D-32339 ESPELKAMP

TB 09 24 220 x825

Sub.

Blatt/ *page* /