

## Feed-through terminal block - PT 2,5 BK - 3212330

Please be informed that the data shown in this PDF Document is generated from our Online Catalog. Please find the complete data in the user's documentation. Our General Terms of Use for Downloads are valid (<http://phoenixcontact.com/download>)




Feed-through terminal block, connection method: Push-in connection, number of connections: 2, number of positions: 1, cross section: 0.14 mm² - 4 mm², AWG: 26 - 12, width: 5.2 mm, color: black, mounting type: NS 35/7,5, NS 35/15

### Why buy this product

- ✓ The Push-in connection terminal blocks are characterized by the system features of the CLIPLINE complete system and by easy and tool-free wiring of conductors with ferrules or solid conductors
- ✓ The compact design and front connection enable wiring in a confined space
- ✓ In addition to the testing facility in the double function shaft, all terminal blocks provide an additional test connection



### Key Commercial Data

|                                      |   |
|--------------------------------------|---|
| Packing unit                         | 1 STK   |
| Minimum order quantity               | 50 STK  |
| GTIN                                 | <br>4 046356 653176 |
| GTIN                                 | 4046356653176   |
| Weight per Piece (excluding packing) | 6.400 g   |
| Custom tariff number                 | 85369010  |
| Country of origin                    | Germany   |

### Technical data

#### General

|                       |         |
|-----------------------|---------|
| Number of positions   | 1       |
| Number of levels      | 1       |
| Number of connections | 2       |
| Potentials            | 1       |
| Nominal cross section | 2.5 mm² |

# Feed-through terminal block - PT 2,5 BK - 3212330

## Technical data

### General

|   |   |
|---|---|
| Color   | black   |
| Insulating material   | PA  |
| Flammability rating according to UL 94                                  | V0  |
| Area of application   | Railway industry                                      |
|   | Machine building                                      |
|   | Plant engineering                                     |
|   | Process industry                                      |
| Rated surge voltage   | 8 kV  |
| Degree of pollution   | 3   |
| Overvoltage category  | III   |
| Insulating material group   | I   |
| Maximum power dissipation for nominal condition                         | 0.77 W  |
| Maximum load current  | 30 A (with 4 mm <sup>2</sup> conductor cross section) |
| Nominal current I <sub>N</sub>  | 24 A (at 2.5 mm <sup>2</sup> )                        |
| Nominal voltage U <sub>N</sub>  | 800 V   |
| Open side panel   | Yes   |
| Relative insulation material temperature index (Elec., UL 746 B)        | 130 °C  |
| Temperature index of insulation material (DIN EN 60216-1 (VDE 0304-21)) | 130 °C  |
| Static insulating material application in cold                          | -60 °C  |
| Behavior in fire for rail vehicles (DIN 5510-2)                         | Test passed   |
| Flame test method (DIN EN 60695-11-10)                                  | V0  |
| Oxygen index (DIN EN ISO 4589-2)  | >32 %   |
| NF F16-101, NF F10-102 Class I  | 2   |
| NF F16-101, NF F10-102 Class F  | 2   |
| Surface flammability NFPA 130 (ASTM E 162)                              | passed  |
| Specific optical density of smoke NFPA 130 (ASTM E 662)                 | passed  |
| Smoke gas toxicity NFPA 130 (SMP 800C)                                  | passed  |
| Calorimetric heat release NFPA 130 (ASTM E 1354)                        | 28 MJ/kg  |
| Fire protection for rail vehicles (DIN EN 45545-2) R22                  | HL 1 - HL 3   |
| Fire protection for rail vehicles (DIN EN 45545-2) R23                  | HL 1 - HL 3   |
| Fire protection for rail vehicles (DIN EN 45545-2) R24                  | HL 1 - HL 3   |
| Fire protection for rail vehicles (DIN EN 45545-2) R26                  | HL 1 - HL 3   |

### Dimensions

|                  |         |
|------------------|---------|
| Width            | 5.2 mm  |
| End cover width  | 2.2 mm  |
| Length           | 48.5 mm |
| Height NS 35/7,5 | 36.5 mm |

## Feed-through terminal block - PT 2,5 BK - 3212330

### Technical data

#### Dimensions

|                 |       |
|-----------------|-------|
| Height NS 35/15 | 44 mm |
|-----------------|-------|

#### Connection data

|   |                      |
|---|----------------------|
| Connection method   | Push-in connection   |
| Connection in acc. with standard  | IEC 60947-7-1        |
| Conductor cross section solid min.  | 0.14 mm <sup>2</sup> |
| Conductor cross section solid max.  | 4 mm <sup>2</sup>    |
| Conductor cross section AWG min.  | 26                   |
| Conductor cross section AWG max.  | 12                   |
| Conductor cross section flexible min.   | 0.14 mm <sup>2</sup> |
| Conductor cross section flexible max.   | 2.5 mm <sup>2</sup>  |
| Min. AWG conductor cross section, flexible  | 26                   |
| Max. AWG conductor cross section, flexible  | 14                   |
| Conductor cross section flexible, with ferrule without plastic sleeve min.              | 0.14 mm <sup>2</sup> |
| Conductor cross section flexible, with ferrule without plastic sleeve max.              | 2.5 mm <sup>2</sup>  |
| Conductor cross section flexible, with ferrule with plastic sleeve min.                 | 0.14 mm <sup>2</sup> |
| Conductor cross section flexible, with ferrule with plastic sleeve max.                 | 2.5 mm <sup>2</sup>  |
| 2 conductors with same cross section, stranded, TWIN ferrules with plastic sleeve, max. | 0.5 mm <sup>2</sup>  |
| Connection in acc. with standard  | IEC/EN 60079-7       |
| Conductor cross section solid min.  | 0.14 mm <sup>2</sup> |
| Conductor cross section solid max.  | 4 mm <sup>2</sup>    |
| Conductor cross section AWG min.  | 26                   |
| Conductor cross section AWG max.  | 12                   |
| Conductor cross section flexible min.   | 0.14 mm <sup>2</sup> |
| Conductor cross section flexible max.   | 2.5 mm <sup>2</sup>  |
| Stripping length  | 8 mm ... 10 mm       |
| Internal cylindrical gage   | A3                   |

#### Standards and Regulations

|  |               |
|--|---------------|
| Connection in acc. with standard       | CSA           |
|  | IEC 60947-7-1 |
| Flammability rating according to UL 94 | V0            |

#### Environmental Product Compliance

|            |   |
|------------|---|
| China RoHS | Environmentally friendly use period: unlimited = EFUP-e |
|            | No hazardous substances above threshold values          |

### Drawings

## Feed-through terminal block - PT 2,5 BK - 3212330

Circuit diagram



### Classifications

eCl@ss

|            |          |
|------------|----------|
| eCl@ss 4.0 | 27141121 |
| eCl@ss 4.1 | 27141121 |
| eCl@ss 5.0 | 27141120 |
| eCl@ss 5.1 | 27141120 |
| eCl@ss 6.0 | 27141120 |
| eCl@ss 7.0 | 27141120 |
| eCl@ss 8.0 | 27141120 |
| eCl@ss 9.0 | 27141120 |

ETIM

|          |          |
|----------|----------|
| ETIM 3.0 | EC000897 |
| ETIM 4.0 | EC000897 |
| ETIM 5.0 | EC000897 |
| ETIM 6.0 | EC000897 |

UNSPSC

|               |          |
|---------------|----------|
| UNSPSC 6.01   | 30211811 |
| UNSPSC 7.0901 | 39121410 |
| UNSPSC 11     | 39121410 |
| UNSPSC 12.01  | 39121410 |
| UNSPSC 13.2   | 39121410 |

### Approvals

Approvals

---

Approvals

CSA / UL Recognized / cUL Recognized / RS / ABS / VDE Zeichengenehmigung / IECCEB Scheme / EAC / DNV GL / LR / cULus Recognized

---

Ex Approvals

ATEX / IECEx / EAC Ex


---


Approval details

## Feed-through terminal block - PT 2,5 BK - 3212330

### Approvals


|                                |   |   |       |
|--------------------------------|---|---|-------|
| CSA                            |  | <a href="http://www.csagroup.org/services/testing-and-certification/certified-product-listing/">http://www.csagroup.org/services/testing-and-certification/certified-product-listing/</a> | 13631 |
|                                | B   | C   |       |
| mm²/AWG/kcmil                  | 26-12   | 26-12   |       |
| Nominal current I <sub>N</sub> | 20 A  | 20 A  |       |
| Nominal voltage U <sub>N</sub> | 600 V   | 600 V   |       |

|                                |   |   |              |
|--------------------------------|---|---|--------------|
| UL Recognized                  |  | <a href="http://database.ul.com/cgi-bin/XYV/template/LISEXT/1FRAME/index.htm">http://database.ul.com/cgi-bin/XYV/template/LISEXT/1FRAME/index.htm</a> | FILE E 60425 |
|                                | B   | C   |              |
| mm²/AWG/kcmil                  | 26-12   | 26-12   |              |
| Nominal current I <sub>N</sub> | 20 A  | 20 A  |              |
| Nominal voltage U <sub>N</sub> | 600 V   | 600 V   |              |

|                                |   |   |              |
|--------------------------------|---|---|--------------|
| cUL Recognized                 |  | <a href="http://database.ul.com/cgi-bin/XYV/template/LISEXT/1FRAME/index.htm">http://database.ul.com/cgi-bin/XYV/template/LISEXT/1FRAME/index.htm</a> | FILE E 60425 |
|                                | B   | C   |              |
| mm²/AWG/kcmil                  | 26-12   | 26-12   |              |
| Nominal current I <sub>N</sub> | 20 A  | 20 A  |              |
| Nominal voltage U <sub>N</sub> | 600 V   | 600 V   |              |

|    |   |   |              |
|----|---|---|--------------|
| RS |  | <a href="http://www.rs-head.spb.ru/en/index.php">http://www.rs-head.spb.ru/en/index.php</a> | 11.04057.250 |
|----|---|---|--------------|


|     |   |   |                  |
|-----|---|---|------------------|
| ABS |  | <a href="http://www.eagle.org/eagleExternalPortalWEB/">http://www.eagle.org/eagleExternalPortalWEB/</a> | 16-HG1591536-PDA |
|-----|---|---|------------------|


|                                |   |   |          |
|--------------------------------|---|---|----------|
| VDE Zeichengenehmigung         |  | <a href="http://www.vde.com/en/Institute/OnlineService/VDE-approved-products/Pages/Online-Search.aspx">http://www.vde.com/en/Institute/OnlineService/VDE-approved-products/Pages/Online-Search.aspx</a> | 40032222 |
|                                |   |   |          |
| mm²/AWG/kcmil                  | 0.2-2.5   |   |          |
| Nominal current I <sub>N</sub> | 24 A  |   |          |

## Feed-through terminal block - PT 2,5 BK - 3212330


### Approvals

|                    |       |
|--------------------|-------|
| Nominal voltage UN | 800 V |
|--------------------|-------|

|                    |   |   |              |
|--------------------|---|---|--------------|
| IECEE CB Scheme    |  | <a href="http://www.iecee.org/">http://www.iecee.org/</a> | DE1-55660/M2 |
| mm²/AWG/kcmil      | 0.2-2.5   |   |              |
| Nominal voltage UN | 800 V   |   |              |

|     |   |               |
|-----|---|---------------|
| EAC |  | EAC-Zulassung |
|-----|---|---------------|

|        |   |               |
|--------|---|---------------|
| DNV GL | <a href="http://exchange.dnv.com/tari/">http://exchange.dnv.com/tari/</a> | TAE00000UD_01 |
|--------|---|---------------|

|    |   |   |          |
|----|---|---|----------|
| LR |  | <a href="http://www.lr.org/en">http://www.lr.org/en</a> | 10/20040 |
|----|---|---|----------|

|                  |   |   |
|------------------|---|---|
| cULus Recognized |  | <a href="http://database.ul.com/cgi-bin/XYV/template/LISEXT/1FRAME/index.htm">http://database.ul.com/cgi-bin/XYV/template/LISEXT/1FRAME/index.htm</a> |
|------------------|---|---|

### Accessories

#### Accessories

##### DIN rail

DIN rail perforated - NS 35/ 7,5 PERF 2000MM - 0801733

DIN rail, material: steel galvanized and passivated with a thick layer, perforated, height 7.5 mm, width 35 mm, length: 2000 mm

DIN rail, unperforated - NS 35/ 7,5 UNPERF 2000MM - 0801681

DIN rail, material: Steel, unperforated, height 7.5 mm, width 35 mm, length: 2 m

## Feed-through terminal block - PT 2,5 BK - 3212330

### Accessories

DIN rail perforated - NS 35/ 7,5 WH PERF 2000MM - 1204119



DIN rail 35 mm (NS 35)

---

DIN rail - NS 35/ 7,5 WH UNPERF 2000MM - 1204122



DIN rail 35 mm (NS 35)

---

DIN rail, unperforated - NS 35/ 7,5 AL UNPERF 2000MM - 0801704

DIN rail, unperforated, Width: 35 mm, Height: 7.5 mm, Length: 2000 mm, Color: silver

---

DIN rail perforated - NS 35/ 7,5 ZN PERF 2000MM - 1206421



DIN rail, material: Galvanized, perforated, height 7.5 mm, width 35 mm, length: 2 m

---

DIN rail, unperforated - NS 35/ 7,5 ZN UNPERF 2000MM - 1206434



DIN rail, material: Galvanized, unperforated, height 7.5 mm, width 35 mm, length: 2 m

## Feed-through terminal block - PT 2,5 BK - 3212330

### Accessories

DIN rail, unperforated - NS 35/ 7,5 CU UNPERF 2000MM - 0801762



DIN rail, material: Copper, unperforated, height 7.5 mm, width 35 mm, length: 2 m

---

End cap - NS 35/ 7,5 CAP - 1206560



DIN rail end piece, for DIN rail NS 35/7.5

---

DIN rail perforated - NS 35/15 PERF 2000MM - 1201730



DIN rail, material: steel galvanized and passivated with a thick layer, perforated, height 15 mm, width 35 mm, length: 2000 mm

---

DIN rail, unperforated - NS 35/15 UNPERF 2000MM - 1201714



DIN rail, material: Steel, unperforated, height 15 mm, width 35 mm, length: 2 m

---

DIN rail perforated - NS 35/15 WH PERF 2000MM - 0806602



DIN rail 35 mm (NS 35)

## Feed-through terminal block - PT 2,5 BK - 3212330

### Accessories

DIN rail - NS 35/15 WH UNPERF 2000MM - 1204135



DIN rail 35 mm (NS 35)

---

DIN rail, unperforated - NS 35/15 AL UNPERF 2000MM - 1201756



DIN rail, deep drawn, high profile, unperforated, 1.5 mm thick, material: aluminum, height 15 mm, width 35 mm, length 2000 mm

---

DIN rail perforated - NS 35/15 ZN PERF 2000MM - 1206599



DIN rail, material: Galvanized, perforated, height 15 mm, width 35 mm, length: 2 m

---

DIN rail, unperforated - NS 35/15 ZN UNPERF 2000MM - 1206586



DIN rail, material: Galvanized, unperforated, height 15 mm, width 35 mm, length: 2 m

---

DIN rail, unperforated - NS 35/15 CU UNPERF 2000MM - 1201895



DIN rail, material: Copper, unperforated, 1.5 mm thick, height 15 mm, width 35 mm, length: 2 m

## Feed-through terminal block - PT 2,5 BK - 3212330

### Accessories

End cap - NS 35/15 CAP - 1206573



DIN rail end piece, for DIN rail NS 35/15

---

DIN rail, unperforated - NS 35/15-2,3 UNPERF 2000MM - 1201798



DIN rail, unperforated, Width: 35 mm, Height: 15 mm, Length: 2000 mm, Color: silver

---

### Documentation

Mounting material - PT-IL - 3208090



Operating decal for the push-in Technology

---

### End block

End clamp - CLIPFIX 35 - 3022218



Quick mounting end clamp for NS 35/7,5 DIN rail or NS 35/15 DIN rail, with marking option, width: 9.5 mm, color: gray

---

End clamp - CLIPFIX 35-5 - 3022276



Quick mounting end clamp for NS 35/7,5 DIN rail or NS 35/15 DIN rail, with marking option, with parking option for FBS...5, FBS...6, KSS 5, KSS 6, width: 5.15 mm, color: gray

## Feed-through terminal block - PT 2,5 BK - 3212330

### Accessories

---

End clamp - E/NS 35 N - 0800886



End clamp, width: 9.5 mm, color: gray

---

### End cover

End cover - D-ST 2,5 - 3030417



End cover, length: 48.6 mm, width: 2.2 mm, height: 29.1 mm, color: gray

---

End cover - D-ST 2,5-0,8 OG - 3030511



End cover, length: 48.6 mm, width: 0.8 mm, height: 29 mm, color: orange

---

### Insulating sleeve

Insulating sleeve - MPS-IH WH - 0201663



Insulating sleeve, color: white

## Feed-through terminal block - PT 2,5 BK - 3212330

### Accessories

Insulating sleeve - MPS-IH RD - 0201676



Insulating sleeve, color: red

---

Insulating sleeve - MPS-IH BU - 0201689



Insulating sleeve, color: blue

---

Insulating sleeve - MPS-IH YE - 0201692



Insulating sleeve, color: yellow

---

Insulating sleeve - MPS-IH GN - 0201702



Insulating sleeve, color: green

---

Insulating sleeve - MPS-IH GY - 0201728



Insulating sleeve, color: gray

---

## Feed-through terminal block - PT 2,5 BK - 3212330

### Accessories

Insulating sleeve - MPS-IH BK - 0201731



Insulating sleeve, color: black

---

Insulating sleeve - ISH 2,5/0,2 - 3002843



Insulating sleeve, color: white

---

Insulating sleeve - ISH 2,5/0,5 - 3002856



Insulating sleeve, color: gray

---

Insulating sleeve - ISH 2,5/1,0 - 3002869



Insulating sleeve, color: black

---

### Jumper

Plug-in bridge - FBS 2-5 - 3030161



Plug-in bridge, pitch: 5.2 mm, length: 22.7 mm, width: 9 mm, number of positions: 2, color: red

---

## Feed-through terminal block - PT 2,5 BK - 3212330

### Accessories

Plug-in bridge - FBS 3-5 - 3030174



Plug-in bridge, pitch: 5.2 mm, length: 22.7 mm, width: 14.2 mm, number of positions: 3, color: red

---

Plug-in bridge - FBS 4-5 - 3030187



Plug-in bridge, pitch: 5.2 mm, length: 22.7 mm, width: 19.4 mm, number of positions: 4, color: red

---

Plug-in bridge - FBS 5-5 - 3030190



Plug-in bridge, pitch: 5.2 mm, length: 22.7 mm, width: 24.6 mm, number of positions: 5, color: red

---

Plug-in bridge - FBS 10-5 - 3030213



Plug-in bridge, pitch: 5.2 mm, length: 22.7 mm, width: 50.6 mm, number of positions: 10, color: red

---

Plug-in bridge - FBS 20-5 - 3030226



Plug-in bridge, pitch: 5.2 mm, number of positions: 20, color: red

---

## Feed-through terminal block - PT 2,5 BK - 3212330

### Accessories

Plug-in bridge - FBS 50-5 - 3038930



Plug-in bridge, pitch: 5.2 mm, number of positions: 50, color: red

---

Plug-in bridge - FBSR 2-5 - 3033702



Plug-in bridge, pitch: 5.2 mm, number of positions: 2, color: red

---

Plug-in bridge - FBSR 3-5 - 3001591



Plug-in bridge, pitch: 5.2 mm, number of positions: 3, color: red

---

Plug-in bridge - FBSR 4-5 - 3001592



Plug-in bridge, pitch: 5.2 mm, number of positions: 4, color: red

---

Plug-in bridge - FBSR 5-5 - 3001593



Plug-in bridge, pitch: 5.2 mm, number of positions: 5, color: red

---

## Feed-through terminal block - PT 2,5 BK - 3212330

### Accessories

Plug-in bridge - FBSR 10-5 - 3033710



Plug-in bridge, pitch: 5.2 mm, number of positions: 10, color: red

---

Plug-in bridge - FBS 2-5 BU - 3036877



Plug-in bridge, pitch: 5.2 mm, number of positions: 2, color: blue

---

Plug-in bridge - FBS 3-5 BU - 3036880



Plug-in bridge, pitch: 5.2 mm, number of positions: 3, color: blue

---

Plug-in bridge - FBS 4-5 BU - 3036893



Plug-in bridge, pitch: 5.2 mm, number of positions: 4, color: blue

---

Plug-in bridge - FBS 5-5 BU - 3036903



Plug-in bridge, pitch: 5.2 mm, number of positions: 5, color: blue

---

## Feed-through terminal block - PT 2,5 BK - 3212330

### Accessories

Plug-in bridge - FBS 10-5 BU - 3036916



Plug-in bridge, pitch: 5.2 mm, number of positions: 10, color: blue

---

Plug-in bridge - FBS 20-5 BU - 3036929



Plug-in bridge, pitch: 5.2 mm, number of positions: 20, color: blue

---

Plug-in bridge - FBS 50-5 BU - 3032114



Plug-in bridge, pitch: 5.2 mm, number of positions: 50, color: blue

---

### Labeled terminal marker

Zack marker strip - ZB 5 CUS - 0824962



Zack marker strip, can be ordered: Strip, white, labeled according to customer specifications, Mounting type: Snap into tall marker groove, for terminal block width: 5.2 mm, Lettering field: 5.15 x 10.5 mm

---

Zack marker strip - ZB 5,LGS:FORTL.ZAHLEN - 1050017



Zack marker strip, Strip, white, labeled, Printed horizontally: Consecutive numbers 1 - 10, 11 - 20, etc. up to 491 - 500, Mounting type: Snap into tall marker groove, for terminal block width: 5.2 mm, Lettering field: 5.15 x 10.5 mm

---

## Feed-through terminal block - PT 2,5 BK - 3212330

### Accessories

#### Zack marker strip - ZB 5,QR:FORTL.ZAHLEN - 1050020



Zack marker strip, Strip, white, labeled, can be labeled with: CMS-P1-PLOTTER, Printed vertically: Consecutive numbers 1 - 10, 11 - 20, etc. up to 491 - 500, Mounting type: Snap into tall marker groove, for terminal block width: 5.2 mm, Lettering field: 5.15 x 10.5 mm

---

#### Zack marker strip - ZB 5,LGS:GLEICHE ZAHLEN - 1050033



Zack marker strip, Strip, white, labeled, can be labeled with: CMS-P1-PLOTTER, Printed horizontally: Identical numbers 1 or 2, etc. up to 100, Mounting type: Snap into tall marker groove, for terminal block width: 5.2 mm, Lettering field: 5.15 x 10.5 mm

---

#### Marker for terminal blocks - ZB 5,LGS:L1-N,PE - 1050415



Marker for terminal blocks, Strip, white, labeled, Horizontal: L1, L2, L3, N, PE, L1, L2, L3, N, PE, Mounting type: Snap into tall marker groove, for terminal block width: 5.2 mm, Lettering field: 5.15 x 10.5 mm

---

#### Marker for terminal blocks - UC-TM 5 CUS - 0824581



Marker for terminal blocks, can be ordered: by sheet, white, labeled according to customer specifications, Mounting type: Snap into tall marker groove, for terminal block width: 5.2 mm, Lettering field: 10.5 x 4.6 mm

---

#### Marker for terminal blocks - UCT-TM 5 CUS - 0829595



Marker for terminal blocks, can be ordered: by sheet, white, labeled according to customer specifications, Mounting type: Snap into tall marker groove, Lettering field: 4.6 x 10.5 mm

## Feed-through terminal block - PT 2,5 BK - 3212330

### Accessories

Zack Marker strip, flat - ZBF 5 CUS - 0825025



Zack Marker strip, flat, can be ordered: Strip, white, labeled according to customer specifications, Mounting type: Snap into flat marker groove, for terminal block width: 5 mm, Lettering field: 5.15 x 5.15 mm

Zack Marker strip, flat - ZBF 5,LGS:FORTL.ZAHLEN - 0808671



Zack Marker strip, flat, Strip, white, labeled, Printed horizontally: Consecutive numbers 1 - 10, 11 - 20, etc. up to 491 - 500, Mounting type: Snap into flat marker groove, for terminal block width: 5 mm, Lettering field: 5.15 x 5.15 mm

Zack Marker strip, flat - ZBF 5,QR:FORTL.ZAHLEN - 0808697



Zack Marker strip, flat, Strip, white, labeled, Printed vertically: Consecutive numbers 1 - 10, 11 - 20, etc. up to 91 - 100, Mounting type: Snap into flat marker groove, for terminal block width: 5 mm, Lettering field: 5.15 x 5.15 mm

Zack Marker strip, flat - ZBF 5,LGS:GERADE ZAHLEN - 0810821



Zack Marker strip, flat, Strip, white, labeled, Printed horizontally: Consecutive numbers 2 - 20, 22 - 40, etc. up to 82 - 100, Mounting type: Snap into flat marker groove, for terminal block width: 5 mm, Lettering field: 5.15 x 5.15 mm

Zack Marker strip, flat - ZBF 5,LGS:UNGERADE ZAHLEN - 0810863



Zack Marker strip, flat, Strip, white, labeled, Printed horizontally: Odd numbers 1 - 19, 21 - 39, etc. up to 81 - 99, Mounting type: Snap into flat marker groove, for terminal block width: 5 mm, Lettering field: 5.15 x 5.15 mm

## Feed-through terminal block - PT 2,5 BK - 3212330

### Accessories

#### Marker for terminal blocks - UC-TMF 5 CUS - 0824638



Marker for terminal blocks, can be ordered: by sheet, white, labeled according to customer specifications, Mounting type: Snap into flat marker groove, for terminal block width: 5.2 mm, Lettering field: 4.6 x 5.1 mm

---

#### Marker for terminal blocks - UCT-TMF 5 CUS - 0829658



Marker for terminal blocks, can be ordered: by sheet, white, labeled according to customer specifications, Mounting type: Snap into flat marker groove, for terminal block width: 5.2 mm, Lettering field: 4.4 x 4.7 mm

---

### Marker carriers

#### Marker carriers - STP 5-2-ZB - 3037643



Double marker carrier, snaps onto the spring-cage terminal blocks ST 2.5..., labeled with ZB 5 or ZBF 5

---

#### Group marker label for terminal marking - GBS-ZB/26X6 - 0809298



Group marking label, snaps onto terminal center for screw, spring-cage and quick connection terminal blocks, labeled with ESL 26x6 mm or EST 25x6 mm, in the foot part with Zack marker strip, length: 29 mm

---

### Partition plate

#### Partition plate - ATP-ST 4 - 3030721



Partition plate, length: 59.8 mm, width: 2 mm, height: 39 mm, color: gray

## Feed-through terminal block - PT 2,5 BK - 3212330

### Accessories

---

Spacer plate - DP PS-5 - 3036725



Spacer plate, length: 22.4 mm, width: 5.2 mm, height: 29 mm, number of positions: 1, color: red

---

### Planning and marking software

Software - CLIP-PROJECT ADVANCED - 5146040



Multilingual software for convenient configuration of Phoenix Contact products on standard DIN rails.

---

Software - CLIP-PROJECT PROFESSIONAL - 5146053



Multilingual software for terminal strip configuration. A marking module enables the professional marking of markers and labels for identifying terminal blocks, conductors and cables, and devices.

---

### Screwdriver tools

Screwdriver - SZF 1-0,6X3,5 - 1204517



Actuation tool, for ST terminal blocks, also suitable for use as a bladed screwdriver, size: 0.6 x 3.5 x 100 mm, 2-component grip, with non-slip grip

## Feed-through terminal block - PT 2,5 BK - 3212330

### Accessories

Screwdriver - ST-BW - 1207608



Actuation tool, for all 2.5 mm<sup>2</sup> - 4.0 mm<sup>2</sup> spring-cages

---

### Terminal marking

Group marker label for terminal marking - GBS 5-25X12 - 0810588



Group marker label, snaps onto terminal center for screw, spring-cage and quick connection terminal blocks, labeled with a 25 x 12 mm label or manually with the B-STIFT, in the foot part with ZB 5

---

Zack marker strip - ZB 5 :UNBEDRUCKT - 1050004



Zack marker strip, Strip, white, unlabeled, can be labeled with: CMS-P1-PLOTTER, PLOTMARK, Mounting type: Snap into tall marker groove, for terminal block width: 5.2 mm, Lettering field: 5.1 x 10.5 mm

---

Marker for terminal blocks - UC-TM 5 - 0818108



Marker for terminal blocks, Sheet, white, unlabeled, can be labeled with: BLUEMARK CLED, BLUEMARK LED, CMS-P1-PLOTTER, PLOTMARK, Mounting type: Snap into tall marker groove, for terminal block width: 5.2 mm, Lettering field: 10.5 x 4.6 mm

---

Marker for terminal blocks - UCT-TM 5 - 0828734



Marker for terminal blocks, Sheet, white, unlabeled, can be labeled with: THERMOMARK PRIME, THERMOMARK CARD, BLUEMARK CLED, BLUEMARK LED, TOPMARK LASER, Mounting type: Snap into tall marker groove, for terminal block width: 5.2 mm, Lettering field: 4.6 x 10.5 mm

## Feed-through terminal block - PT 2,5 BK - 3212330

### Accessories

Zack Marker strip, flat - ZBF 5:UNBEDRUCKT - 0808642



Zack Marker strip, flat, Strip, white, unlabeled, can be labeled with: CMS-P1-PLOTTER, PLOTMARK, Mounting type: Snap into flat marker groove, for terminal block width: 5 mm, Lettering field: 5.1 x 5.2 mm

Marker for terminal blocks - UC-TMF 5 - 0818153



Marker for terminal blocks, Sheet, white, unlabeled, can be labeled with: BLUEMARK CLED, BLUEMARK LED, CMS-P1-PLOTTER, PLOTMARK, Mounting type: Snap into flat marker groove, for terminal block width: 5.2 mm, Lettering field: 4.6 x 5.1 mm

Marker for terminal blocks - UCT-TMF 5 - 0828744



Marker for terminal blocks, Sheet, white, unlabeled, can be labeled with: THERMOMARK PRIME, THERMOMARK CARD, BLUEMARK CLED, BLUEMARK LED, TOPMARK LASER, Mounting type: Snap into flat marker groove, for terminal block width: 5.2 mm, Lettering field: 4.4 x 4.7 mm

### Test plug terminal block

Test plugs - MPS-MT - 0201744



Test plugs, with solder connection up to 1 mm² conductor cross section, color: silver

Test plugs - PS-5 - 3030983



Test plugs, color: red

## Feed-through terminal block - PT 2,5 BK - 3212330

### Accessories

Test plugs - PS-5/2,3MM RD - 3038723



Test plugs, color: red

---

Test socket

Test adapter - PAI-4-FIX-5/6 BU - 3035975



4 mm test adapter, for terminal blocks with 5.2 mm and 6.2 mm pitch

---

Test adapter - PAI-4-FIX-5/6 OG - 3035974



4 mm test adapter, for terminal blocks with 5.2 mm and 6.2 mm pitch

---

Test adapter - PAI-4-FIX-5/6 YE - 3035977



4 mm test adapter, for terminal blocks with 5.2 mm and 6.2 mm pitch

---

Test adapter - PAI-4-FIX-5/6 RD - 3035976



4 mm test adapter, for terminal blocks with 5.2 mm and 6.2 mm pitch

---

## Feed-through terminal block - PT 2,5 BK - 3212330

### Accessories

Test adapter - PAI-4-FIX-5/6 GN - 3035978



4 mm test adapter, for terminal blocks with 5.2 mm and 6.2 mm pitch

---

Test adapter - PAI-4-FIX-5/6 BK - 3035980



4 mm test adapter, for terminal blocks with 5.2 mm and 6.2 mm pitch

---

Test adapter - PAI-4-FIX-5/6 GY - 3035982



4 mm test adapter, for terminal blocks with 5.2 mm and 6.2 mm pitch

---

Test adapter - PAI-4-FIX-5/6 VT - 3035979



4 mm test adapter, for terminal blocks with 5.2 mm and 6.2 mm pitch

---

Test adapter - PAI-4-FIX-5/6 BN - 3035981



4 mm test adapter, for terminal blocks with 5.2 mm and 6.2 mm pitch

---

## Feed-through terminal block - PT 2,5 BK - 3212330

### Accessories

Test adapter - PAI-4-FIX-5/6 WH - 3035983



4 mm test adapter, for terminal blocks with 5.2 mm and 6.2 mm pitch