

Quick Reference Guide

1.5 mm AMP Mini CT Connector Series

The AMP Mini CT connectors are miniature wire-to-board and wire-to-wire connectors. Like the standard AMP CT connector series, these connectors are tailored for improved harness productivity and feature a compact design with contacts on 1.5 mm pitch. Wire-side connectors can be used to produce a variety of harness styles by fully automatic high-speed assembling machines.

FEATURES AND BENEFITS

- 2 kinds of termination method: IDC, crimp
- Discrete wire interconnect
- Circuits range from 2-20 single row, 22-40 dual row
- AWG 24-28
- Both T/H and SMT mounting styles are available
- Kinks for self-retention on boards
- Many components are recognized under the component program of Underwriters Laboratories Inc., file No. E28476
- Certified by Canadian Standards Association, File No. LR 7189

PRODUCT APPLICATIONS

- Business equipment
- Industrial machines
- PC, Printer and Fax
- C-TV
- Audio
- Air conditioner
- Routed power & signals
- LED lighting controls
- Indoor & outdoor lighting
- LED illumination

How to select an AMP Mini CT connector part number

The charts on this page highlight the relationship between the number of contacts (positions) to the part number. Please see the sample chart below that was designed to help you select the correct part number for your needs. For single digit position to dash numbers, attach the digit to the end base number. For double digit position to dash numbers, attach the first digit to the front of the part number, add a dash and the base part number, then follow the base part number with a dash and the second digit.

Example Base Part Number	Your Criteria	Example Position to Dash Selection						End Part Number Based on Criteria
		Position	8	9	10	11	12	
353293	You require and 8 position MT housing	Dash Number	-8	-9	-10	-11	-12	353293-8
353293	You require and 12 position MT housing	Dash Number	-8	-9	-10	-11	-12	1-353293-2

Mass Termination (MT) VS. Crimp Poke

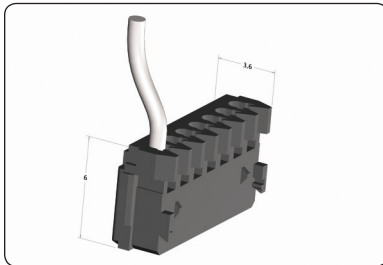
MT

- Time savings
- Preloaded IDC contacts
- Automation
- Mates with all headers

Crimp Poke

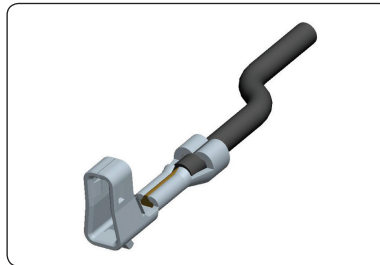
- Cost effective
- Flexibility (AWG)
- Manual labor
- Mates with all headers

MT AMP Mini CT Housing : 353293



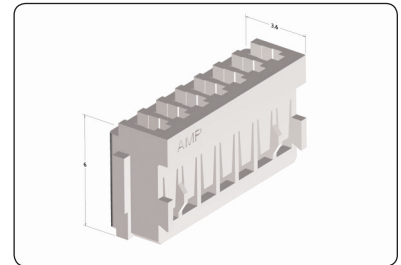
Unstripped wires inserted into MT housing.

Crimp AMP Mini CT Contact : 353907



Contact crimped onto a stripped wire to be inserted into a crimp housing.

Crimp AMP Mini CT Housing : 353908



Cable Side Connectors

RECEPTACLE CONNECTORS (WIRE APPLICATION)

Description	PN	Photo	Position to Dash																			
			2	3	4	5	6	7	8	9	10	11	12	13	14	15	16	17	18	19	20	
MT receptacle housing - AWG : 26-28	353293	A	-2	-3	-4	-5	-6	-7	-8	-9	-10	-11	-12	-13	-14	-15	-16	-17	-18	-19	-20	
Mating Part Numbers: 292206; 292207; 292227; 292228; 292239; 292231; 292215; 292208; 292216																		Specifications: C, X				

CONTACTS

Description	PN	Photo	Specifications																
Reel-AWG: 24-28	353907-1	B	B,Y																
Loose Piece - AWG: 24-28	353918-1	B	B,Y																

CRIMP TYPE HOUSING

Description	PN	Photo	Position to Dash																			
			2	3	4	5	6	7	8	9	10	11	12	13	14	15	16	17	18	19	20	
Crimp receptacle housing - White	353908	C	-2	-3	-4	-5	-6	-7	-8	-9	-10	-11	-12	-13	-14	-15	-16	-17	-18	-19	-20	
Mating Part Numbers: 292206; 292207; 292227; 292228; 292239; 292231; 292215; 292208; 292216																				Specifications: B		

Cable Side Connectors : Tooling Options




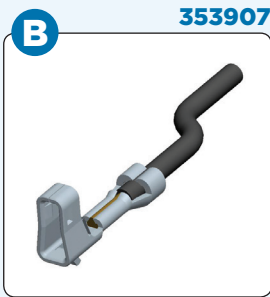


APPLICATION TOOLING

AMP Mini CT PN	Description	Tooling PN	Tooling Description	Application Specification	Instruction Sheet
393293	MT Housing	937317-1	Pistol Tool	114-5223	411-5826
353907-1	Crimp Contact - Strip	1426169-1	Leadmaker Applicator	114-5245	411-78049
		1426169-2	Bench Application	114-5245	411-78049
179518-1	Crimp Contact - Loose	1729069-1	Hand Tool	114-5245	411-78106




* Applicators listed are used in the AMP-O-LECTRIC Model G, AMP 3K/40 and AMP 5K/40 Terminators. Call the Tooling Assistance Center at 800-722-1111 for applicator numbers for Automatic Cut, Strip and Terminate Leadmakers.
 ** Power tooling options are also available. Call Tooling Sales at 888-777-5917 (717-810-2080) for more information

Photo Key



Dual Row Assemblies



Solder Pad



Locating Boss



1 Dual Row Assemblies


Two single row receptacle housings, either MT or crimp, that use a holder to mate with a dual row header.

2 Solder Pad

Designed to secure the SMT headers onto the PCB

3 Locating Boss

A mechanical feature that helps orientate the headers onto the PCB.



SINGLE ROW POST HEADER ASSEMBLIES : BOARD-MOUNT

Description	PN	Photo	Position to Dash																		
			2	3	4	5	6	7	8	9	10	11	12	13	14	15	16	17	18	19	20
T/H Type Horizontal-Mount Type, w/o Boss	292206	D	-2	-3	-4	-5	-6	-7	-8	-9	-10	-11	-12	-13	-14	-15	-16	-17	-18	-19	-20
T/H Type Vertical-Mount Type, w/ Boss	292207	E	-2	-3	-4	-5	-6	-7	-8	-9	-10	-11	-12	-13	-14	-15	-16	-17	-18	-19	-20
SMT Type Horizontal-Mount Type, w Boss	292227	F	-2	-3	-4	-5	-6	-7	-8	-9	-10	-11	-12	-13	-14	-15	-16	-17	-18	-19	-20
SMT Type Horizontal-Mount Type, w/o Boss	292228	G	-2	-3	-4	-5	-6	-7	-8	-9	-10	-11	-12	-13	-14	-15	-16	-17	-18	-19	-20
SMT Type Vertical-Mount Type, w Boss	292230	H		-3	-4	-5	-6	-7	-8	-9	-10	-11	-12	-13	-14	-15	-16	-17	-18	-19	-20
SMT Type Vertical-Mount Type, w/o Boss	292231	I		-3	-4	-5	-6	-7	-8	-9	-10	-11	-12	-13	-14	-15	-16	-17	-18	-19	-20
Mating Part Numbers: (MT) 353293 or (Crimp) 353908 w/ 353907-1 or 353918-1 Specifications: A, X																					

SINGLE ROW POST HEADER ASSEMBLIES : PANEL-MOUNT

Description	PN	Photo	Position to Dash																		
			2	3	4	5	6	7	8	9	10	11	12	13	14	15	16	17	18	19	20
Single Row Panel-Mount	292215	J	-2	-3	-4	-5	-6	-7	-8	-9	-10	-11	-12	-13	-14	-15	-16	-17	-18	-19	-20
Mating Part Numbers: (MT) 353293 or (Crimp) 353908 w/ 353907-1 or 353918-1																		Specifications: A, X			

DUAL ROW HEADERS

Description	PN	Photo	Position to Dash											
			22	24	26	28	30	32	34	36	38	40		
Receptacle Housing Connector Mounting Holder	353294	K	-22	-24	-26	-28	-30	-32	-34	-36	-38	-40		
Note: Two receptacle housings are applied per holder and one holder per dual row header Mating Part Numbers: 2 x (MT) 353293 or 2 x (Crimp) 353908 w/ 353907-1 or 353918-1 Specifications: C, X														

DUAL ROW POST HEADER ASSEMBLIES : BOARD-MOUNT

Description	PN	Photo	Position to Dash											
			22	24	26	28	30	32	34	36	38	40		
Dual Row T/H Type/ Vertical-Mount	292208	L	-22	-24	-26	-28	-30	-32	-34	-36	-38	-40		
Dual Row SMT Type/ Vertical Mount Type w/Boss	292229	M	-24	-26	-28	-30	-32	-34	-36	-38	-40			
Dual Row T/H Type/ Horizontal Mount w/ Board Lock	292262	N	-22	-24	-26	-28	-30	-32	-34	-36	-38	-40		
Mating Part Numbers: 353294 w/ 2 x MT or 2 x Crimp Single Row Housings Specifications: A, C, X														

DUAL ROW POST HEADER ASSEMBLIES : PANEL-MOUNT

Description	PN	Photo	Position to Dash											
			22	24	26	28	30	32	34	36	38	40		
Dual Row Panel-Mount	292216		-22	-24	-26	-28	-30	-32	-34	-36	-38	-40		
Mating Part Numbers: 353294 w/ 2 x MT or 2 x Crimp Single Row Housings Specifications: C, X														

4 Panel-Mount

Transmits signal through a notch in a panel or a PCB and requires two housings to complete a circuit.

5 SMT Inverted Thru Board


Positioned thru a cutout or notch in a PCB and requires only one housing to complete a circuit. The innovative design eliminates wire dress management issues.

INVERTED THRU BOARD

Description	PN	Photo	Position to Dash					
			2	3	4	5	6	
SMT Type Thru Board	2106091	O	-1	-2	-3	-4	-5	
Mating Part Numbers: MT 353293 or crimp 353908 w/ 333907-1 or 333918-1 Specifications: D, Z								

MINI CT CABLE ASSEMBLY

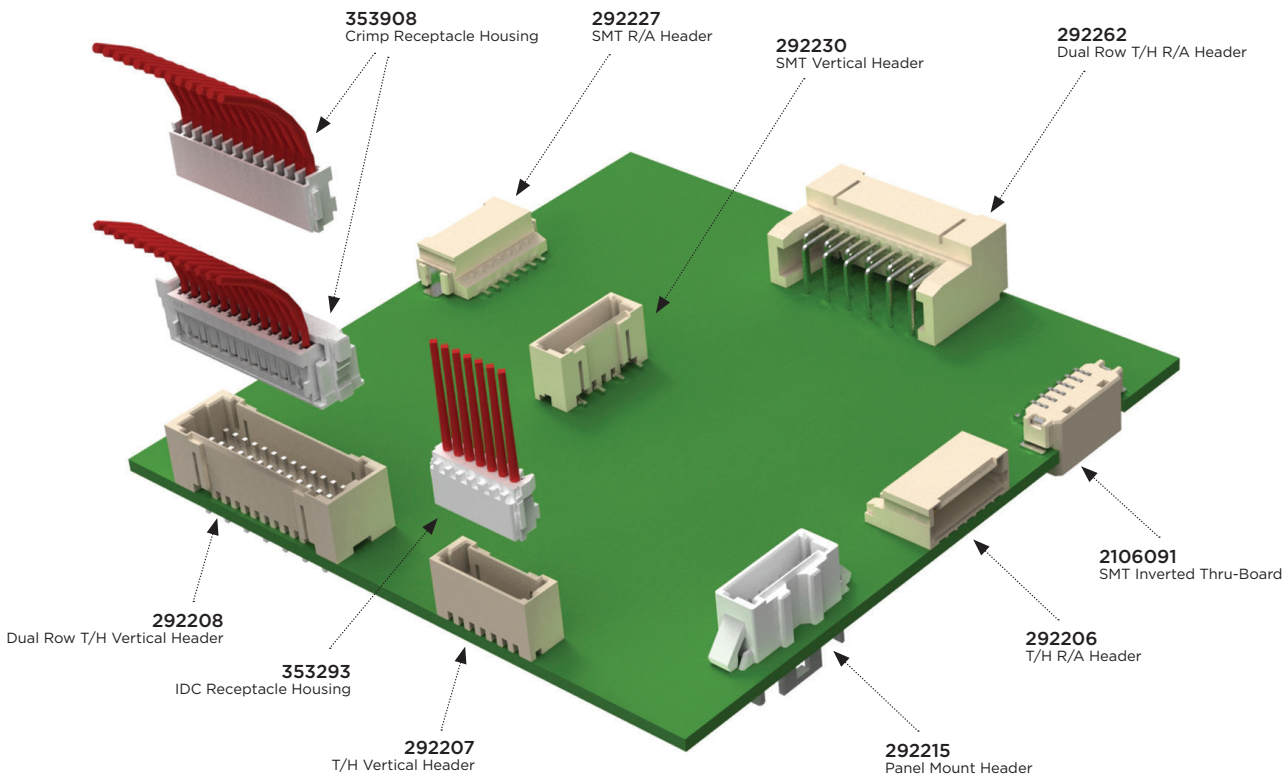
Description	PN	Position to Dash					
		2	3	4	5	6	
Cable Assembly	2058943	-1	-2	-3	-4	-5	



Product/Application Specification

RATINGS									
Product Specs		Voltage	Operating Current (Amps)				Temperature	Application Specs	
			24 AWG	26 AWG	28 AWG	30 AWG			
A	108-60018	50 V (AC/DC)	—	2	1	—	-30 to 105°C	X	114-5223
B	108-60025	50 V (AC/DC)	3	2.5	1.5	—	-30 to 105°C	Y	114-5245
C	108-5525	50 V AC	—	2	2	—	-65 to 105°C	Z	114-13245
D	108-2376	50 V (AC/DC)	3	2.5	1.5	—	-30 to 105°C		

AMP Mini CT Mount Styles



AMP Mini CT Design Kits*

Design Kits	
PN	Description
2110828-1	AMP Mini CT T/H Deluxe Vertical and Right Angle Kit
2110828-2	AMP Mini CT T/H Vertical Header Kit
2110828-3	AMP Mini CT T/H Right Angle Header Kit
2110828-4	AMP Mini CT SMT Deluxe Vertical and Right Angle Kit
2110828-5	AMP Mini CT SMT Vertical Header
2110828-6	AMP Mini CT SMT Right Angle Kit
2110828-7	AMP Mini CT Deluxe T/H and SMT Vertical and Right Angle Kit
2110828-8	AMP Mini CT Deluxe T/H Vertical and Right Angle Kit
2110829-8	AMP Mini CT Deluxe SMT Vertical and Right Angle Kit

*Design kits are designed and assembled by Waldom and are available for purchase through your local distribution channel.

Frequently asked questions

What wire gauge will you be using?

There is more flexibility with AWG when using Crimp (24-28 AWG) vs. MT (26-28 AWG).

Are the connectors available for IDC?

Yes, we offer an MT version that is preloaded with IDC contacts.

Is your process automated?

MT housings are suitable for automated processes.

What current, voltage and operating temperature is required?

Please see product specification information on the charts on page 3 of this document.

Which is a more standard header, with or without a locating boss?

The most standard headers tend to have a locating boss as it makes it easier for the customer to align the connector onto their board.

What special retention mechanisms are available to provide stability? The TE T/H headers have a staggered tine design to provide stability.

What are my tooling options?

TE offers comprehensive tooling options including manual pistol-grips, manual mini-press, pneumatic mini-press, semi-auto DECAM and an automatic DECAM tool. For more information, please visit www.tooling.te.com.

What if my application is constrained for space with the 1.5 mm Mini CT?

TE continues to develop and design interconnects that meet the needs of miniaturized applications. If your application is constrained for space, browse our HPI products at www.te.com/products/hpi

Does TE offer pre-made cable assemblies?

Yes, we do offer single ended Mini CT pigtailed in various lengths often used in lighting applications. Please reference part number 2058943.

FOR MORE INFORMATION

TE Technical Support Center

USA:	+1 (800) 522-6752
Canada:	+1 (905) 475-6222
Mexico	+52 (0) 55-1106-0800
Latin/S. America:	+54 (0) 11-4733-2200
Germany:	+49 (0) 6251-133-1999
UK:	+44 (0) 800-267666
France:	+33 (0) 1-3420-8686
Netherlands:	+31 (0) 73-6246-999
China:	+86 (0) 400-820-6015

Part numbers in this brochure are RoHS Compliant*, unless marked otherwise.

*as defined www.te.com/leadfree

te.com

© 2014 TE Connectivity Ltd. family of companies. All Rights Reserved.

6-1773454-5 CD PDF 04/2014

AMP, AMP-O-LETRIC, AMP 3/K-40, AMP 5/K-40, DECAM, TE Connectivity and the TE connectivity (logo) are trademarks. Other logos, product and company names mentioned herein may be trademarks of their respective owners.

While TE has made every reasonable effort to ensure the accuracy of the information in this brochure, TE does not guarantee that it is error-free, nor does TE make any other representation, warranty or guarantee that the information is accurate, correct, reliable or current. TE reserves the right to make any adjustments to the information contained herein at any time without notice. TE expressly disclaims all implied warranties regarding the information contained herein, including, but not limited to, any implied warranties of merchantability or fitness for a particular purpose. The dimensions in this brochure are for reference purposes only and are subject to change without notice. Specifications are subject to change without notice. Consult TE for the latest dimensions and design specifications.



Mouser Electronics

Authorized Distributor

Click to View Pricing, Inventory, Delivery & Lifecycle Information:

[TE Connectivity:](#)

[1-292206-2](#)