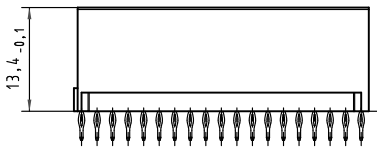

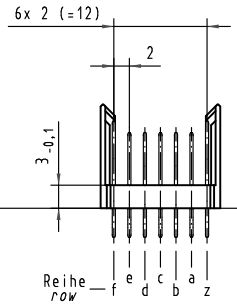

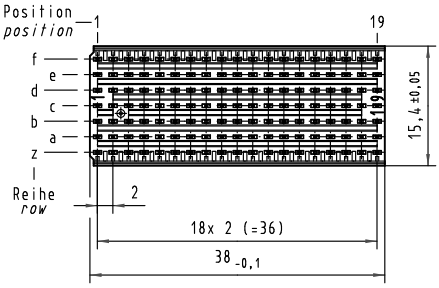

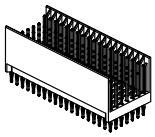

Kontakt-Maße
contact dimensions

(Längen der Steck- und Anschlußseite gelten für eingepreßte Steckverbinder)
(mating and termination length of contacts apply to pressed in connectors)

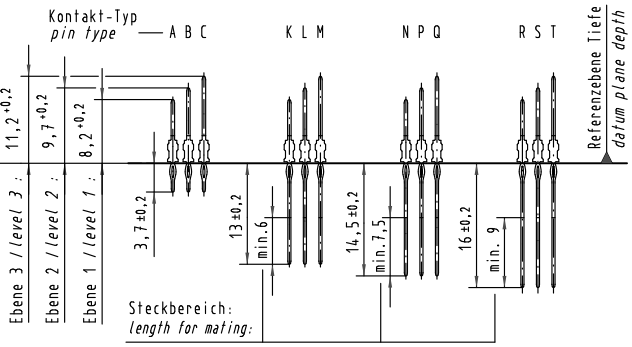

Kontaktbelegung
contact loading

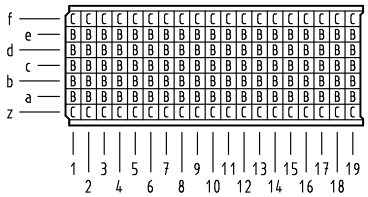

Lochbild
board drillings

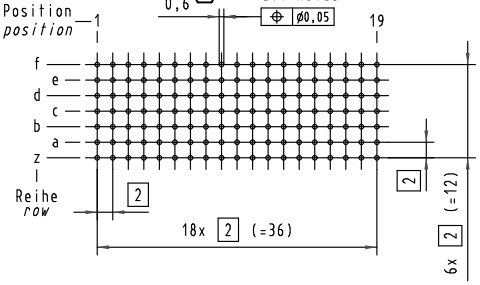

1 Empfohlener Lochaufbau und weitere Informationen siehe: DS 17 00 110 0101
recommended configuration of plated through holes and further information see: DS 17 00 110 0101

17 05 133 4203	S4
17 05 133 2203	2
17 05 133 1203	1
Bestell-Nr. *part-no.*	Anforderungsstufe *performance level* 1

All Dimensions in mm
Original Size DIN A 3

Techn. Character.

Nicht tolerierte Maße/*Free size tolerances*
IEC 61076-4-101

Mod.	Dat.	Name
35967	08.01.10	Hage.
35560	21.08.09	Hage.
34337	22.05.07	Cla
29392	08.03.01	Rie.
24109		

	Dat.	Name
Detail.	27.08.98	Hl.
Insp.	27.08.98	Wei.
Stand.		

Maßstab/*Scale* 2 : 1

HARTING Electronics GmbH & Co. KG
D-32339 ESPELKAMP

har-bus HM Messerleiste Typ B-19
133pol.,Anschlußlänge 3,7mm
har-bus HM male connector type B-19
133pol.,termination length 3,7mm

TB 17 05 133 x203

Blatt/*page* /

Sub.

Alle Rechte vorbehalten/ *All rights reserved*

Downloaded from Elcodis.com electronic components distributor