DRAWING MADE IN THIRD ANGLE PROJECTION

1385747 ⇔ 1385747

PART NUMBER	REV	FIRST USED
1385747 −1	A	122500−1
1385747 −2	A	565435−5
7−1385747 −7	A	−

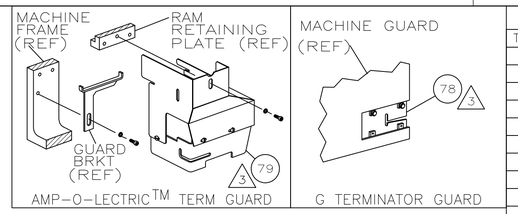

TERMINAL NAME: RING TERMINAL

TE TERM PN	MFR TERM PN	CATALOG PN
1572426	6D−9403	−
1572427	139−6911	−
286720	101414−LX02	3T5450
286722	101417−K02	2D8782
286724	101414−K02	6D9403
286725	101420−K02	6H3594

METALLON TERMINAL AMP CRIMP SPECS

PAD LTR	CRIMP HEIGHT	WIRE SIZE
A	.106 ±.002 [2.69 ±0.05mm]	14
B	.098 ±.002 [2.49 ±0.05mm]	16
C	.093 ±.002 [2.36 ±0.05mm]	18
D	NOT	USED

CRIMP	SIZE	TYPE	RANGE
WIRE	.120 [3.05mm]	F	16−14
INSUL	.170 [4.32mm]	F	.125 MAX

WIRE STRIP LENGTH	TERM APPL SPEC	FEED	APPL INSTRUCTION	SET UP GAGE	LAYOUT
.201−.218	NONE	.910	408−8039	458638−1	L2970

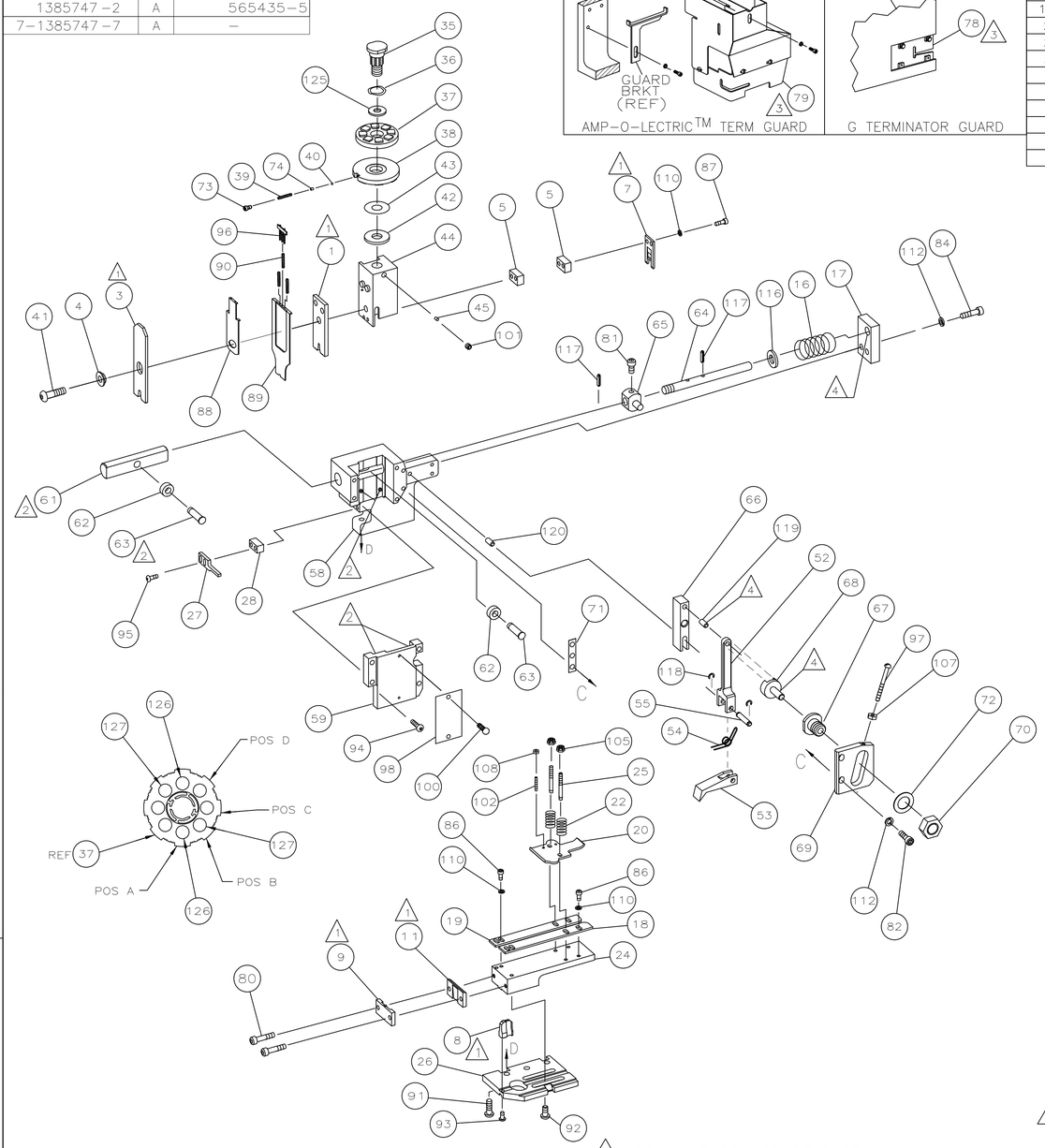

	−2	−1	U/M	DWG SIZE	PART NO	DESCRIPTION	ITEM NO
							129
−	2	2	−	C	5−354778−3	PIN, WIRE DISC (.2760)B	128
−	2	2	−	C	4−354778−0	PIN, WIRE DISC (.2695)B	127
−	2	2	−	C	2−354778−5	PIN, WIRE DISC (.2620)A	126
−	1	1	−	A	986950−1	WASHER, FLAT PRECISION	125
−	1	1	−	A	217238−1	GENERAL INSTRUCTION PACKAGE	124
−	1	1	−	−	4088039	EF APPL INST 408−8039	123
							122
							121
−	REF	REF	−	A	1−21030−7	PIN,DOWEL(Ø.187x1.50)HSG	120
−	REF	REF	−	A	1−21030−1	PIN,DOWEL(Ø.187x.50)LEVER	119
−	REF	REF	−	A	21045−3	RING,RET"C"(Ø.187)FD PIN	118
−	REF	REF	−	A	5−21028−1	PIN,STD SPRING(Ø.12)FD ADJ ROD	117
−	REF	REF	−	A	21899−4	WASHER,FLAT(Ø5/16)SCR ADJ	116
							115
							114
							113
−	REF	REF	−	A	21024−5	WASHER,LOCK(NO.10)FD ROD GDE	112
							111
−	6	6	−	A	21024−4	WASHER,LOCK(NO.8)SHEAR BL	110
							109
−	2	2	−	A	21018−4	NUT,HEX(4−40)DRAG	108
−	REF	REF	−	A	21018−5	NUT,HEX(6−32)FD ADJ PL	107
							106
−	2	2	−	A	21022−2	NUT,HEX SL(8−32)DRAG STUD	105
							104
							103
−	2	2	−	A	2−21006−6	SCR,SKT SET(4−40x.62)DRAG	102
−	1	1	−	A	21009−2	SCR,SKT SET(1/4−20x.25)RAM	101
−	2	2	−	A	21017−2	SCR,DRIVE(#2x.19)ID PLATE	100
−	1	1	−	A	1−21002−7	SCR,BHC(6−32x.38)CAM	99
−	1	1	−	B	461264−1	PLATE, IDENTIFICATION	98
−	REF	REF	−	A	6−23715−5	SCR,PAN HD(6−32x1.50)FEED ADJ	97
−	1	1	−	A3	1424350−1	HOLDER, PIN, WIRED	96
−	2	2	−	A	2−21002−2	SCR,BHC(8−32x.50)STRIPPER	95
−	REF	REF	−	A	2−21002−9	SCR,BHC(10−32x.75)HSG CAP	94
−	1	1	−	A	22733−8	SCR,BHC(8−32x.38 LW)ANVIL	93
−	4	4	−	A	3−21002−3	SCR,BHC(1/4−20x.50)ST GD PL	92
−	REF	REF	−	A	2−22733−8	SCR,BHC(1/4−20x.62)BASE PL	91
−	3	3	−	A	2−23147−2	SPRING, DEPRESSOR	90
−	1	1	−	A2	1490524−1	DEPRESSOR, WIRE	89
−	1	1	−	A3	1490525−3	SPACER, DEPRESSOR	88
−	2	2	−	A	2−21000−8	SCR,SHC(8−32x.62)SLUG BLADE	87
−	4	4	−	A	2−21000−5	SCR,SHC(8−32x.25)STRIP GUIDE	86
							85
−	REF	REF	−	A	3−21000−7	SCR,SHC(10−32x.75)FEED ROD GDE	84
							83
−	REF	REF	−	A	3−21000−6	SCR,SHC(10−32x.62)FEED ADJ PL	82
−	REF	REF	−	A	3−21000−4	SCR,SHC(10−32x.38)PIVOT BLOCK	81
−	2	2	−	A	3−21000−8	SCR,SHC(10−32x.88)SHEAR PL	80
3 −	REF	−	−	A	455745−1	GUARD, WINDOW	79
6 3 −	−	REF	−	A	679532−1	INSERT, GUARD	78
							77
							76
							75
−	1	1	−	A	690603−1	SPRING, ASSIST	74
−	1	1	−	A	23030−1	SCR,SKT CAP(6−32x.25)CP DSC	73
−	REF	REF	−	A	458109−1	WASHER, FLAT (SPECIAL)	72
−	REF	REF	−	A	690517−1	SPACER	71

QTY REQD PER ASSY — PARTS LIST

−1	LEADMAKER & BENCH MODEL G	MECH POST FEED
−2	BENCH MODEL K	MECH POST FEED
−77	SPARE PARTS KIT	SPARE PARTS

	−77	−2	−1	U/M	DWG SIZE	PART NO	DESCRIPTION	ITEM NO
	−	REF	REF	−	A	22594−8	NUT, HEX	70
	−	REF	REF	−	B	240628−1	PLATE, ADJ	69
	−	REF	REF	−	B	240626−1	SHAFT, PIVOT	68
	−	REF	REF	−	B	240633−1	BUSHING	67
	−	REF	REF	−	A	455680−1	LEVER, INTERMEDIATE	66
	−	REF	REF	−	B	240629−1	BLOCK, PIVOT	65
	−	REF	REF	−	A	240632−2	SCR, ADJ	64
	−	REF	REF	−	B	240659−3	PIN, CAM ROLLER	63
	−	REF	REF	−	B	240658−1	CAM, ROLLER	62
	−	REF	REF	−	B	454398−1	ROD, FEED	61
								60
	−	REF	REF	−	C	454220−1	CAP, RAM	59
	−	REF	REF	−	D	453736−1	HOUSING	58
								57
								56
	−	REF	REF	−	B	240624−1	PIN, FEED FINGER	55
	−	REF	REF	−	B	691499−1	SPRING, FEED FINGER	54
	−	REF	REF	−	B	240635−1	FINGER, FEED	53
	−	REF	REF	−	B	240634−1	LEVER, TERMINAL	52
								51
								50
								49
	−	1	−	−	B	690501−3	CAM, POST FEED 1 1/8 ST	48
	−	−	1	−	B	690501−4	CAM, POST−FEED 1 5/8 ST	47
								46
	−	1	1	−	A	690191−1	PLUG, NYLON	45
	−	1	1	−	C	455674−1	RAM	44
	−	1	1	−	A	690125−1	WASHER, LAMINATED	43
	−	1	1	−	A	690124−1	WASHER, RAM	42
	−	1	1	−	A	7−21002−9	BOLT, CRIMPER(5/16−24x1.00)	41
	−	1	1	−	A	23241−6	BALL, STEEL	40
	−	1	1	−	A	690170−1	SPRING, COMPRESSION	39
	−	1	1	−	C	690142−1	DISC, INSULATION	38
	−	1	1	−	D	354777−1	DISC, WIRE	37
	−	1	1	−	A	22480−5	WASHER, SPRING	36
	−	1	1	−	B	690212−1	POST, RAM	35
								34
								33
	−	1	1	−	D	458980−1	APPLICATOR, BASIC (SUB ASSY)	32
								31
								30
								29
	−	1	1	−	B	3−690451−2	SPACER, STRIPPER	28
	−	1	1	−	A	240639−1	STRIPPER	27
	−	REF	REF	−	C	455676−1	PLATE, BASE	26
	−	2	2	−	A	22354−8	DRAG, STUD	25
	−	1	1	−	B	455678−1	PLATE, STRIP GUIDE	24
								23
	−	2	2	−	A	4−22281−1	SPRING, DRAG	22
								21
	−	1	1	−	A	454177−1	DRAG, STOCK	20
	−	1	1	−	B	1−458030−4	GUIDE, STRIP (REAR)	19
	−	1	1	−	C	1−458031−4	GUIDE, STRIP (FRONT)	18
	−	REF	REF	−	A	454178−1	GUIDE, FEED ROD	17
	−	REF	REF	−	A	6−22284−4	SPRING, FEED RETURN	16
								15
								14
								13
								12
1	−	1	1	−	B	240644−1	PLATE, REAR SHEAR	11
								10
1	−	1	1	−	B	690482−1	PLATE, FRONT SHEAR	9
1	1	1	1	−	D	1633098−3	ANVIL	8
1	−	1	1	−	B	690474−2	BLADE, SLUG	7
								6
	−	2	2	−	C	240641−5	SPACER, SLUG BLADE	5
	−	1	1	−	B	238009−1	SPACER, BLOCK CRIMPER	4
1	1	1	1	−	C	3−1213077−3	CRIMPER, INSULATION	3
								2
1	1	1	1	−	C	456409−3	CRIMPER, WIRE	1

QTY REQD PER ASSY — PARTS LIST

REVISION OF EACH ASSY NO (WHEN BLANK, USE DWG REVISION)

1. RECOMMENDED SPARE PARTS.
2. GREASE LIGHTLY.
3. GUARD MUST BE IN PLACE WHEN OPERATING APPLICATOR IN A BENCH MACHINE.
4. LUBRICATE DAILY USING NO. 20 MACHINE OIL.
5. ITEMS WITH QTY OF REF SPECIFIED (EXCEPT ITEMS 78 AND 79) ARE USED ON ITEM 32.
6. ITEM 78 USED WITH G TERMINATOR ONLY.

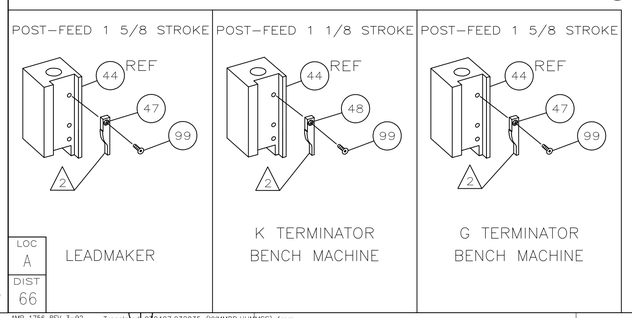

P	F	LTR	REVISION RECORD	APP	DATE
		A1	ECR−09−000992	DM	JAN09

DIMENSIONS IN INCHES. DO NOT SCALE PRINT.
TOLERANCES UNLESS OTHERWISE SPECIFIED:
2 PLC DEC ±−
3 PLC DEC ±−
4 PLC DEC ±−
ANGLES ±−
SURFACE TEXTURE: √
REMOVE BURRS, BREAK SHARP EDGES R.015 MAX

MATL − −	HT TR − −	FIN − −	
DR B.HIGMAN 17MAR04	APP T.ELBIN 17MAR04	AMP Tyco Electronics Harrisburg, PA 17105−3608	
CHK − −	REL − −		
NAME END FEED HDM APPLICATOR		MACHINE REF MINI APPL	
SCALE −	D	DWG NO 1385747	SHEET 1 OF 1 REV A1
CAGE CODE 00779	CUSTOMER AND ASSEMBLY DRAWING		RESTRICTED TO −

THIS DRAWING IS A CONTROLLED DOCUMENT.
THIS DRAWING IS UNPUBLISHED. © COPYRIGHT 20 .20 BY AMP INCORPORATED. ALL RIGHTS RESERVED. RELEASED FOR PUBLICATION

LOC A DIST 66

AMP 1756 REV 3−92 Translated by 07.0407.032835 (YYMMDD.HHMMSS) from Computerization, Inc., Medusa Revision 12.2.51