



Honeywell | Sensing and Productivity Solutions

Product Range Guide

Airflow, Force and Pressure Sensors

For innovation that's well apart, there's only Honeywell S&PS

With more than 50,000 products ranging from snap-action, limit, toggle, and pressure switches to position, speed, pressure, and airflow sensors, Honeywell Sensing and Productivity Solutions (S&PS) has one of the broadest sensing and switching portfolios.

Honeywell sensor, switch, and control components are tailored to exact specifications for stronger performance, longer productivity, and increased safety. Enhanced accuracy and durability are built into every part, improving output and endurance. For our customers, this can reduce expenditures and operational costs. Our global footprint and channels help to competitively price such components for your chosen application and provide immediate technical support.

While Honeywell's switch and sensor solutions are suitable for a wide array of basic and complex applications, our custom-engineered solutions offer enhanced precision, repeatability, and ruggedness. We offer domain knowledge and technology resources, along with a close working relationship, to develop and deliver cost-effective, individually tailored solutions. Whether clean-slate development or simple modifications to an existing design are needed, our expertly engineered solutions help to meet the most stringent requirements with world-class product designs, technology integration, and customer-specific manufacturing.

Global service, sourcing, and manufacturing. Industry-leading engineers. Value-added assemblies and solutions. A one-stop, full-service, globally competitive supplier.



Table of Contents

Force Sensors.....	3
Airflow Sensors	4-5
Board Mount Pressure Sensors, Ultra Low to Low.....	6-7
Board Mount Pressure Sensors, Low.....	8
Board Mount Pressure Sensors, Low Pressure Flow-Through.....	9
Heavy Duty Pressure Transducers	10-11
Honeywell S&PS Core Industry Segments.	12-13
Honeywell S&PS Product Portfolio	14-15

Force Sensors

Measures the addition or backup of force, meaning the resistance of silicon-implanted piezoresistors will increase when flexed under applied force.

Potential applications include infusion pumps, anesthesia monitors, blood pressure equipment, and more.



Series	FSA	FSG	FSS
Signal conditioning	amplified	unamplified	unamplified
Technology	silicon die (piezoresistive)	silicon die (piezoresistive)	silicon die (piezoresistive)
Output	ratiometric analog SPI- or I ² C-compatible digital	360 mV typ.	360 mV typ.
Force range	N: 2, 5, 7.5, 10, 15, 20, 25 lb: 1, 1.5, 2, 3, 5 g: 200, 500, 750 kg: 1, 2	0 N to 5 N, 0 N to 10 N, 0 N to 15 N, 0 N to 20 N	0 N to 5 N, 0 N to 10 N, 0 N to 15 N, 0 N to 20 N
Overforce	15 lb [6804 g]	60 N max. (range dependent)	60 N max. (range dependent)
Operating temperature range	0 °C to 70 °C [32 °F to 158 °F]	-40 °C to 85 °C [-40 °F to 185 °F]	-40 °C to 85 °C [-40 °F to 185 °F]
Compensated temperature range	5 °C to 50 °C [41 °F to 122 °F]	-	-
Measurements (H x W x D)	8,25 mm x 17,36 mm x 25,02 mm [0.32 in x 0.86 in x 0.99 in]	9,04 mm x 12,70 mm x 18,14 mm [0.36 in x 0.50 in x 0.71 in]	3,18 mm x 14,22 mm x 5,59 mm [0.13 in x 0.56 in x 0.22 in]
Features	calibrated and temperature compensated using on-board Application Specific Integrated Circuit (ASIC)	extremely low deflection, low repeatability and linearity error	low deflection, low voltage, direct mechanical coupling of actuator ball, small size



Series	FSS-SMT	TBF Basic	1865
Signal conditioning	unamplified	unamplified	unamplified
Technology	silicon die (piezoresistive)	silicon die (piezoresistive)	silicon die (piezoresistive)
Output	360 mV typ.	mV	current excitation: 100 mV typ. voltage excitation: 40 mV typ.
Force range or pressure range	0 N to 5 N, 0 N to 10 N, 0 N to 15 N, 0 N to 20 N	1 bar to 10 bar 100 kPa to 1 MPa 15 psi to 150 psi	0 psi to 5 psi, 0 psi to 10 psi, 0 psi to 15 psi, 0 psi to 25 psi, 0 psi to 30 psi
Overforce or overpressure	60 N max. (range dependent)	17 bar max. (range dependent) 1.70 MPa max. (range dependent) 245 psi max. (range dependent)	60 psi max. (range dependent)
Operating temperature range	-40 °C to 85 °C [-40 °F to 185 °F]	0 °C to 50 °C [32 °F to 122 °F]	-28 °C to 54 °C [-18 °F to 129 °F]
Compensated temperature range	-	0 °C to 50 °C [32 °F to 122 °F]	-1 °C to 54 °C [30 °F to 129 °F]
Measurements (H x W x D)	3,18 mm x 13,70 mm x 5,59 mm [0.13 in x 0.54 in x 0.22 in]	3,89 mm x 7 mm x 7 mm [0.15 in x 0.28 in x 0.28 in]	11,05 mm x 17,15 mm x 17,15 mm [0.44 in x 0.68 in x 0.68 in]
Features	low deflection, low voltage, direct mechanical coupling of actuator ball, small size	pressure measurement for liquid media, extremely small size, low power consumption	pressure measurement for liquid media, 8-pin DIP electrical connection



Airflow Sensors

Contain advanced microstructure technology to provide a sensitive and fast response to flow, amount/direction of air or other gases. Potential applications include HVAC, gas metering, chromatography, vent hoods, and medical equipment.



Series	Honeywell Zephyr™ HAF Series-High Accuracy ±50 SCCM to ±750 SCCM	Honeywell Zephyr™ HAF Series-High Accuracy 10 SLPM to 300 SLPM
Signal conditioning	amplified, compensated	amplified, compensated
Technology	silicon die with thermally isolated heater	silicon die with thermally isolated heater
Flow/pressure range	±50 SCCM to ±750 SCCM	10, 15, 20, 50, 100, 200, 300 SLPM
Output	analog (Vdc), digital (I ² C)	digital (I ² C)
Power consumption	3.3 Vdc: 40 mW typ. (no load) (analog); 23 mW typ. (no load) (digital) 5.0 Vdc: 55 mW typ. (no load) (analog); 38 mW typ. (no load) (digital)	3 Vdc: 60 mW max. 10 Vdc: 200 mW max.
Port style	long port, short port	manifold mount, 22 mm OD tapered male fitting, G 3/8 female threaded fitting
Media compatibility	dry non-corrosive gases	dry non-corrosive gases
Temperature range	-20 °C to 70 °C [-4 °F to 158 °F] (operating) 0 °C to 50 °C [32 °F to 122 °F] (compensated)	-20 °C to 70 °C [-4 °F to 158 °F] (operating) 0 °C to 50 °C [32 °F to 122 °F] (compensated)
Dimensions (H x W x D)	long port: 20 mm x 36 mm x 19,9 mm [0.79 in x 1.42 in x 0.78 in]; short port: 17,6 mm x 28,8 mm x 19,9 mm [0.69 in x 1.13 in x 0.78 in]	110 mm x 54,4 mm x 54 mm [4.3 in x 2.14 in x 2.1 in] (22 mm OD, tapered male fitting - largest)
Features	high accuracy, high sensitivity at very low flows, high stability, low pressure, linear output; customizable, full calibration and temperature compensation	built-in bypass provides high performance, easy integration and custom calibration



Series	AWM5000	AWM700
Signal conditioning	amplified	amplified
Technology	silicon die	silicon die
Flow/pressure range	0 SLPM to 5.0 SLPM; 0 SLPM to 10.0 SLPM; 0 SLPM to 15.0 SLPM; 0 SLPM to 20.0 SLPM	200 SLPM
Output	analog	analog
Power consumption	100 mW max.	60 mW max.
Port style	1/4 in-18 NPT	22 mm tapered
Media compatibility	dry gas only	dry gas only
Temperature range	-20 °C to 70 °C [-4 °F to 158 °F] (operating) 0 °C to 50 °C [32 °F to 122 °F] (compensated)	-25 °C to 85 °C [-13 °F to 185 °F] (operating) 10 °C to 40 °C [50 °F to 104 °F] (compensated)
Dimensions (H x W x D)	35,6 mm x 162,8 mm x 32,3 mm [1.40 in x 6.41 in x 1.27 in]	82,55 mm x 46,5 x 32,5 mm [3.25 in x 1.83 in 1.28 in]
Features	sensitivity to low flows, enhanced response time, low power consumption, analog output, laser trimmed	sensitivity to low flows, enhanced response time, low power consumption; analog output, highly stable



AWM1000



AWM2000



AWM3000

unamplified, compensated	unamplified, compensated	amplified
silicon die	silicon die	silicon die
±200 SCCM; 1000 SCCM to -600 SCCM; ±5,0 mbar [2.0 in H ₂ O]	±30 SCCM; ±200 SCCM; ±1000 SCCM; ±5,0 mbar [2.0 in H ₂ O]	30 SCCM; 200 SCCM; 1000 SCCM; ±1000 SCCM; 0 mbar to 1,25 mbar [0 in H ₂ O to 0.5 in H ₂ O]; 0 mbar to 5,0 mbar [0 in H ₂ O to 2 in H ₂ O]; 5,0 mbar [2.0 in H ₂ O]
analog	analog	analog
30 mW typ.	30 mW typ.	50 mW typ.
straight	straight	straight
dry gas only	dry gas only	dry gas only
-25 °C to 85 °C [-13 °F to 185 °F]	-25 °C to 85 °C [-13 °F to 185 °F]	-25 °C to 85 °C [-13 °F to 185 °F]
12,7 mm x 54,4 mm x 31,5 mm [0.5 in x 2.14 in x 1.24 in]	12,7 mm x 54,4 mm x 31,5 mm [0.5 in x 2.14 in x 1.24 in]	12,7 mm x 54,4 mm x 31,5 mm [0.5 in x 2.14 in x 1.24 in]
sensitivity to low flows, enhanced response time, low power consumption, analog output, bi-directional sensing capability	sensitivity to low flows, enhanced response time, low power consumption, analog output, bi-directional sensing capability	sensitivity to low flows, fast response time, low power con- sumption, analog output, amplified, bi-directional flow



AWM40000



AWM90000

unamplified (compensated) or amplified	uncompensated
silicon die	silicon die
±25.0 SCCM; 1.0 SLPM; 6.0 SLPM	±200 SCCM; ±5,0 mbar [2.0 in H ₂ O]
analog	analog
60 mW max. or 75 mW max.	50 mW max.
manifold	parallel
dry gas only	dry gas only
-40 °C to 125 °C [-40 °F to 251 °F] (operating) (inclusive) -25 °C to 85 °C [-13 °F to 185 °F] (compensated)	-25 °C to 85 °C [-13 °F to 185 °F]
12,7 mm x 30,5 mm x 30,2 mm [0.50 in x 1.2 in x 1.19 in]	13,08 mm x 30,48 mm x 27,94 mm [0.52 in x 1.2 in x 1.1 in]
sensitivity to low flows, enhanced response time, low power consumption, analog output, laser trimmed	sensitivity to low flows, fast response time, low power consumption, analog output, bi-directional sensing capability


Board Mount Pressure Sensors | Ultra-Low Pressure to Low Pressure*

Utilizes a specialized piezoresistive micro-machined sensing element which allows part interchangeability, and enhanced performance, reliability, and accuracy. Potential applications include medical, HVAC, data storage, industrial machinery, pumps, and robotics.



Series	TruStability® HSC	TruStability® SSC	TruStability® TSC
Signal conditioning	amplified	amplified	unamplified
Pressure range	ultra-low: ±1.6 mbar to ±40 mbar ±160 Pa to ±4 kPa ±0.5 inH ₂ O to ±30 inH ₂ O low: ±60 mbar to ±10 bar ±6 kPa to ±1 MPa ±1 psi to ±150 psi	ultra-low: ±1.6 mbar to ±40 mbar ±160 Pa to ±4 kPa ±0.5 inH ₂ O to ±30 inH ₂ O low: ±60 mbar to ±10 bar ±6 kPa to ±1 MPa ±1 psi to ±150 psi	low: ±60 mbar to ±10 bar ±6 kPa to ±1 MPa ±1 psi to ±150 psi
Device type	ultra-low: differential, gage low: absolute, differential, gage	ultra-low: differential, gage low: absolute, differential, gage	differential, gage
Output	analog (Vdc); digital (I ² C or SPI)	analog (Vdc); digital (I ² C or SPI)	analog (mV)
Calibrated	yes	yes	yes
Temperature comp.	yes	yes	yes
Total error band	ultra-low: ±1 %FSS to ±3 %FSS depending on pressure range low: ±1 %FSS	ultra-low: ±2 %FSS to ±4 %FSS depending on pressure range low: ±2 %FSS	–
Accuracy	±0.25 %FSS BFSL	±0.25 %FSS BFSL	±0.25 %FSS BFSL
Mounting options	DIP, SIP, SMT	DIP, SIP, SMT	DIP, SIP, SMT
Operating temperature range	-20 °C to 85 °C [-4 °F to 185 °F]	-40 °C to 85 °C [-40 °F to 185 °F]	-40 °C to 85 °C [-40 °F to 185 °F]
Compensated temperature range	0 °C to 50 °C [32 °F to 122 °F]	-20 °C to 85 °C [-4 °F to 185 °F]	0 °C to 85 °C [32 °F to 185 °F]
Dimensions (H x W x D)	varies by package style	varies by package style	varies by package style
Approvals	RoHS, WEEE	RoHS, WEEE	RoHS, WEEE
Features	industry-leading, long-term stability, total error band, accuracy and flexibility; high burst pressures and working pressure ranges; excellent repeatability; liquid media compatible on port 1	industry-leading, long-term stability, total error band, accuracy and flexibility; high burst pressures and working pressure ranges; excellent repeatability; liquid media compatible on port 1	industry-leading, long-term stability allows customers the flexibility of sensor self calibration; liquid media compatible on port 1


* Ultra-Low Pressure (±0.5 inH₂O to ±30 inH₂O) to Low Pressure (1 psi to 150 psi)



TruStability® NSC	Basic ABP	Basic TBP	Basic NBP
unamplified	amplified	unamplified	unamplified
ultra-low: ±2.5 mbar to ±40 mbar ±250 Pa to ±4 kPa ±1 inH ₂ O to ±30 inH ₂ O low: ±60 mbar to ±10 bar ±6 kPa to ±1 MPa ±1 psi to ±150 psi	low: ±60 mbar to ±10 bar ±6 kPa to ±1 MPa ±1 psi to ±150 psi	low: ±60 mbar to ±10 bar ±6 kPa to ±1 MPa ±1 psi to ±150 psi	low: ±60 mbar to ±10 bar ±6 kPa to ±1 MPa ±1 psi to ±150 psi
absolute, differential, gage	gage, differential	gage	absolute, gage
analog (mV)	analog (Vdc); digital (I ² C or SPI)	analog (mV)	analog (mV)
no	yes	yes	no
no	yes	yes	no
–	low: ±1.5 %FSS BFSL	–	–
±0.25 %FSS BFSL	±0.25 %FSS BFSL	±0.25 %FSS BFSL	±0.25 %FSS BFSL
DIP, SIP, SMT	DIP, leadless SMT, SMT	DIP, leadless SMT, SMT	DIP, leadless SMT, SMT
-40 °C to 85 °C [-40 °F to 185 °F]	-40 °C to 85 °C [-40 °F to 185 °F]	-40 °C to 125 °C [-40 °F to 257 °F]	-40 °C to 125 °C [-40 °F to 257 °F]
–	0 °C to 50 °C [32 °F to 122 °F]	0 °C to 85 °C [32 °F to 185 °F]	–
varies by package style	as small as 7 mm x 7 mm x 3,84 mm [0.276 in x 0.276 in x 0.151 in]	as small as 7 mm x 7 mm x 3,84 mm [0.276 in x 0.276 in x 0.151 in]	as small as 7 mm x 7 mm x 3,84 mm [0.276 in x 0.276 in x 0.151 in]
RoHS, WEEE	RoHS, WEEE	RoHS, WEEE	RoHS, WEEE
industry-leading, long-term stability allows customers the flexibility of sensor self calibration; liquid media compatible on port 1	designed to provide a simple, cost-effective, basic performance, high quality solution for those medical and industrial applications where high performance, stability, and accuracy are not as critical	designed to provide a simple, cost-effective, basic performance, high quality solution for those medical and industrial applications where high performance, stability, and accuracy are not as critical	designed to provide a simple, cost-effective, basic performance, high quality solution for those medical and industrial applications where high performance, stability, and accuracy are not as critical

Board Mount Pressure Sensors | Low Pressure (1 psi to 250 psi)

Utilizes a specialized piezoresistive micro-machined sensing element which allows part interchangeability, and enhanced performance, reliability, and accuracy. Potential applications include medical, HVAC, data storage, industrial machinery, pumps, and robotics.



Series	24PC	26PC
Signal conditioning	unamplified	unamplified
Pressure range	0.5 psi to 250 psi (SIP, DIP) 1 psi to 15 psi (SMT)	1 psi to 250 psi (SIP, DIP) 1 psi to 15 psi (SMT)
Device type	absolute, differential, wet-wet differential, gage	differential, wet-wet differential, gage
Output	mV	mV
Calibrated	no	yes
Temperature compensation	no	yes
Accuracy	linearity & hysteresis: 0.5 % typ.	linearity & hysteresis: 0.5 % typ.
Mounting options	DIP, SIP, SMT	DIP, SIP, SMT
Operating temperature range	-40 °C to 85 °C [-40 °F to 185 °F]	-40 °C to 85 °C [-40 °F to 185 °F]
Compensated temperature range	–	0 °C to 50 °C [32 °F to 122 °F]
Dimensions (H x W x D)	SIP, DIP: 27,94 mm x 12,7 mm x 16,0 mm [1.10 in x 0.5 in x 0.63 in] SMT: 7,87 mm x 10,41 mm x 10,92 mm [0.31 in x 0.41 in x 0.43 in]	SIP, DIP: 27,94 mm x 12,7 mm x 16,0 mm [1.10 in x 0.5 in x 0.63 in] SMT: 7,87 mm x 10,41 mm x 10,92 mm [0.31 in x 0.41 in x 0.43 in]
Approvals	RoHS, WEEE	RoHS, WEEE
Features	SIP, DIP: true wet/wet differential sensing; miniature package; operable after exposure to frozen conditions; choice of termination for gage sensors SMT: true wet/wet differential sensing; pick-up feature; maximum peak reflow temperature of 260° [500 °F]; end-point calibration; elastomeric construction	SIP, DIP: true wet/wet differential sensing; miniature package; operable after exposure to frozen conditions; choice of termination for gage sensors SMT: true wet/wet differential sensing; pick-up feature; maximum reflow temperature of 260° [500 °F]; end-point calibration; elastomeric construction



Board Mount Pressure Sensors | Low Flow-Through (1 psi to 100 psi)

Features a sensing technology that utilizes a specialized piezoresistive micro-machined sensing element. Potential uses include measuring vacuum or positive pressure in medical and environmental applications.



Series	24PC Flow-Through	26PC Flow-Through
Signal conditioning	unamplified	unamplified
Pressure range	1 psi to 100 psi	1 psi to 100 psi
Device type	flow-through gage	flow-through gage
Output	mV	mV
Calibrated	no	yes
Temperature compensation	no	yes
Accuracy	linearity & hysteresis: 0.75 % typ.	linearity & hysteresis: 0.35 % typ.
Mounting options	SIP	SIP
Operating temperature range	-40 °C to 85 °C [-40 °F to 185 °F]	-40 °C to 85 °C [-40 °F to 185 °F]
Compensated temperature range	–	0 °C to 50 °C [32 °F to 122 °F]
Dimensions (H x W x D)	8,89 mm x 25,65 mm x 12,7 mm [0.35 in x 1.01 in x 0.50 in]	8,89 mm x 25,65 mm x 12,7 mm [0.35 in x 1.01 in x 0.50 in]
Approvals	RoHS, WEEE	RoHS, WEEE
Features	miniature package; media flow-through port; operable after exposure to frozen conditions; choice of termination for gage sensors	



Pressure Transducers | Heavy Duty

Engineered to be resistant to a wide variety of media for use in most harsh environments. Potential applications include air compressors, general system and factory automation, pump, valve, and fluid pressure, transportation (heavy equipment and alternative fuel vehicles) system pneumatics and hydraulics, controls, tank pressure, and process control systems.



Series	13 mm	19 mm	SPT
Pressure connection	weld ring with back support, 1/8-27 NPT, 1/4-18 NPT, 7/16 UNF	weld ring with body O-ring, flush mount, flush mount with flange, 1/8-27 NPT, 1/4-18 NPT, 7/16 UNF, 1/4 BSPP, Euro O-ring, 1/4 VCR (female nut)	1/8-27 NPT, 1/4-18 NPT, 7/16-20 UNF, 1/4-19 BSPP, 1/4 VCR gland
Measurement type	absolute, sealed gage	absolute, gage, vacuum gage	absolute, gage, sealed gage, vacuum gage pressures
Construction	wetted parts 316L SS	wetted parts 316L SS	wetted parts 316L SS
Pressure range	0 psi to 500 psi through 0 psi to 5000 psi	0 psi to 3 psi through 0 psi to 500 psi	0 psi to 3 psi through 0 psi to 5000 psi
Output	0 mV to 100 mV (nominal)	0 mV to 100 mV (nominal)	4 mA to 20 mA, 0 mV to 100 mV, 1 Vdc to 5 Vdc
Accuracy	±0.25 %BFSL max.	±0.25 %BFSL max.	±0.25 %BFSL max.
Total Error Band	–	–	–
Amplified	no	no	yes, amplified and unamplified
Operating temperature range	-40 °C to 125 °C [-40 °F to 257 °F]	-40 °C to 125 °C [-40 °F to 257 °F]	-40 °C to 85 °C [-40 °F to 185 °F]
Compensated temperature range	0 °C to 82 °C [32 °F to 180 °F]	0 °C to 82 °C [32 °F to 180 °F]	-10 °C to 85 °C [14 °F to 185 °F]
Electrical Connection	ribbon cable	ribbon cable	bayonet connector, cable
Dimensions (H x W x D)	varies by body type	varies by body type	22,2 mm x 22,2 mm x length varies [0.875 in x 0.875 in x length varies]
Certifications/ Approvals	RoHS	RoHS	–
Features	isolated stainless steel package, voltage or current supply options	isolated stainless steel package, vacuum compatible	calibrated and temperature compensated, NEMA 4 design, rugged 316 stainless steel wetted parts



MLH

PX2

PX3

1/4-18 NPT, M12 x 1.5, M14 x 1.5, 3/8-24 UNF, M18 x 1.5, 1/8 in-27 NPT, 1/2 in-20 UNF, M10 x 1, 1/4 in SAE female Schrader (7/16-20 UNF-2B internal thread), 7/16-20 UNF, 1/2 in NPT, 9/16-18 UNF, R 1/4-19 BSPT, G 1/4-19, G 1/8 with O-ring groove, M16 x 1.5, G 1/4 with O-ring groove, G 1/8, R 1/8-28 BSPT, M20 x 1.5, 1/2-20

7/16-20 UNF 1/4 in 45° Flare Female Schrader, 7/16-20 UNF 45° Flare Male, 7/16-20 UNF 37° Flare Male, G1/4, G1/8, M12 x 1.5, 1/4-18 NPT, 1/8-27 NPT, 9/16-18 UNF, 7/16-20 UNF

7/16-20 UNF 1/4 in 45° Flare Female Schrader, G1/4, M12 x 1.5, 1/4-18 NPT, 1/8-27 NPT

gage, sealed gage

absolute, sealed gage, vented gage

absolute, sealed gage

port: 304L stainless steel; diaphragm: Haynes 214 alloy

port and housing: 304 stainless steel
connector: PBT 30% GF

port: brass C36000 (Pb content: 3.7% max.)
connector: PBT 30% GF

0 psi to 50 psi through 0 psi to 8000 psi

1 bar to 70 bar | 100 kPa to 7 MPa | 15 psi to 1000 psi

1 bar to 46 bar | 15 psi to 667 psi

ratiometric (from 5 Vdc excitation): 0.5 Vdc to 4.5 Vdc;
regulated: 1 Vdc to 6 Vdc, 0.25 Vdc to 10.25 Vdc, 0.5 Vdc to 4.5 Vdc,
1 Vdc to 5 Vdc; current: 4 mA to 20 mA

ratiometric: 5.0 V, 10 %Vs to 90 %Vs; 5.0 V, 5 %Vs to 95 %Vs;
3.3 V, 10 %Vs to 90 %Vs; 3.3 V, 5 %Vs to 95 %Vs
regulated: 1 Vdc to 6 Vdc, 0.25 Vdc to 10.25 Vdc, 0.5 Vdc to 4.5 Vdc,
1 Vdc to 5 Vdc
current: 4 mA to 20 mA

ratiometric: 0.5 Vdc to 4.5 Vdc

±0.25 %FSS (±0.5 %FSS on ranges below 100 psi)

±0.25 %FSS

±0.25 %FSS

±2 %FSS to ±15 %FSS, depending on temp range and termination type

±2 %FSS at -40 °C to 125 °C [-40 °F to 257 °F]

±1.0 %FSS at -20 °C to 85 °C [-4 °F to 185 °F]
±2.0 %FSS at <-20 °C, >85 °C [<-4 °F, >185 °F]

yes

yes

yes

-40 °C to 125 °C [-40 °F to 257 °F]

-40 °C to 125 °C [-40 °F to 257 °F]

-40 °C to 125 °C [-40 °F to 257 °F]

ratiometric output: -40 °C to 125 °C [-40 °F to 257 °F]
regulated and 4 mA to 20 mA outputs: -40 °C to 125 °C [-40 °F to 257 °F] (See literature for operating and temperature compensated area graphics.)

-40 °C to 125 °C [-40 °F to 257 °F]

-40 °C to 125 °C [-40 °F to 257 °F]

Metripak 150; Hirschmann, M12, DIN 43650-C, 8 mm-male; Amp Superseal 1.5; cable (1 m); cable (3 m); flying leads (20 AWG – 6 in); Deutsch DTM04-3P

Metri-Pack 150 (UL 94 HB or V-0 options), Micro M12, DIN, Deutsch, or cable harness (1 m, 2 m, 3 m, or 5 m).

Metri-Pack 150 (UL V-0)

27,0 mm x 27,0 mm x 55 mm
[1.06 in x 1.06 in x 2.18 in]

66 mm x 21,5 mm dia.
[2.60 in x 0.84 in dia.]

50 mm x 22,0 mm
[2.0 in x 0.87 in]

RoHS, CE, UL component recognition for USA/Canada: file no. E258956


RoHS, CE

RoHS, REACH, CE

all-metal wetted parts, no internal elastomeric seals, input reverse voltage protection, less than 2 ms response time, easy customization, exceeds CE heavy industrial EMC for use in areas of high RFI/EMI

designed for configurability, cost-effective, global support, industry-leading Total Error Band, durable, designed to Six Sigma standards, good EMC protection

survives frost exposure (commonly found in refrigeration systems), compatible with common HFC (hydrofluorocarbon) refrigerants and next generation low global warming potential (GWP) refrigerants, potential applications include refrigerant pressure monitoring in HVAC/R and air compressor system pressure systems, and transportation air system and hydraulic oil pressure monitoring



As one of the world's leading providers of sensors and switches, Honeywell understands and meets the requirements of a wide variety of industries.

Honeywell Sensing and Control is a global leader in providing reliable, cost-effective sensing and switching solutions for our customers' applications. We serve thousands of customers in four core industry segments: industrial, medical equipment, transportation, and aerospace/military products.

Aerospace and Defense

Aerospace applications are among the most demanding for any type of product. Rigorous FAA requirements, extreme environments (temperature, shock, vibration, the need for hermetic sealing), and the ability to customize devices are just a few of the parameters often required of sensors and switches in these applications. Aerospace customers typically value speed in prototyping and development, and Honeywell's vertically integrated, AS9100-approved manufacturing locations enhance our ability to produce devices in a wide variety of packages. The precision output of our products helps reduce risk and cost in key applications while also minimizing the need for unscheduled maintenance.

Honeywell's in-depth aerospace engineering experience allows us to work with customers in the design and development of products that best meet the specified requirements of their individual applications. Making products simple to install makes the job easier every step of the way. And, the odds are that Honeywell is already on the list of trusted suppliers for many

aerospace companies, underscoring the decades of experience we bring to this field.

Honeywell products for this industry (many of them PMA-certified) include force sensors, load cells, potentiometers, pilot controls, pressure sensors, pressure switches, resolvers, sensor/actuator assemblies for systems ranging from aerostructures to fuel control to flight surfaces, speed sensors, temperature probes, thermostats, torque sensors, y-guides for cargo systems, MICRO SWITCH™ sealed and high-accuracy switches, MICRO SWITCH™ pushbutton switches, and MICRO SWITCH™ rocker and toggle switches.

Medical

Medical applications typically require sensors and switches that are highly stable and extremely reliable to enhance patient safety and comfort. Stability is often essential to minimize long term drift, reduce the need for recalibration, and improve ease of use for medical equipment operators. Reliability enhances patient safety in life-critical applications, reduces downtime, and improves test throughput in applications such as clinical diagnostics. The product needs to be



sensing.honeywell.com

easy to use and easy to design into a system, so Honeywell's extensive customization and built-in calibration/amplification capabilities are strong benefits. Confidence in Honeywell's product performance, reliability, and availability provide peace of mind for medical equipment manufacturers who choose Honeywell.

Honeywell offerings for this industry include airflow sensors, board mount pressure sensors and heavy duty pressure transducers, Hall-effect magnetic position sensors, humidity sensors, flexible heaters, force sensors, thermostats, infrared sensors, pressure and vacuum switches, potentiometers and encoders, MICRO SWITCH™ pushbutton, rocker, and toggle switches, and hour meters.

Industrial

The industrial arena can be a rough one. From high-speed food processing to high-force stamping applications, reliable and cost-effective sensors and switches often help minimize repair costs, maximize system life, and reduce overall system expense. Durability can mean the difference between smooth-running processes and expensive downtime. Accurate, repeatable sensor or switch output can reduce the need for calibration once the device is applied. Because of the wide variety of potential applications, Honeywell's ability to deliver a customized product that can meet virtually any size, weight, and power requirement – as well as any packaging stipulations for tough, harsh environments – often makes it easy to incorporate and use our devices. Safety is another important consideration for industrial users, and our products meet a wide variety of regulatory safety requirements.

Honeywell's industrial product line includes airflow sensors, current sensors, humidity sensors, fiber-optic and liquid-level sensors, linear position sensors, oxygen



sensors, potentiometers and encoders, speed sensors, temperature probes, ultrasonic sensors, thermostats, flexible heaters, SMART position sensors, board mount pressure sensors and heavy duty pressure transducers, force sensors, push-pull switches, and MICRO SWITCH™ basic switches, hazardous area switches, key and rotary switches, limit switches, sealed and high-accuracy switches, pushbutton, rocker, toggle switches, and relays.

Transportation

Getting from Point A to Point B is often challenging for end-customers of transportation providers – Honeywell aims to make the trip easier with highly reliable, cost-effective switches and sensors. Our products are designed to support rigorous engine requirements, and their efficiency can also help optimize engine performance. Customization is often required to allow a switch or sensor to be mounted in tight or challenging environments including vibration, temperature extremes, and road contamination. The durability of Honeywell products enhances system reliability, which is also boosted by the stable, accurate output of our devices. All of these capabilities allow demanding customers to rely on Honeywell's many years of experience in the transportation industry.

Honeywell products for transportation applications include Hall-effect rotary position sensors, inertial measurement units, infrared sensors, keyless entry sensors, magnetic position sensors, pressure sensors, speed and direction sensors, ultrasonic sensors, thermostats, temperature probes, SMART position sensors, and MICRO SWITCH™ pushbutton, rocker, and toggle switches.



SENSORS




Thermostats: Commercial and precision snap-action. Automatic or manual reset options, phenolic or ceramic housings.
May be used in: Telecommunications • Battery Heater Controls • Computers • Copy Machines • Fax Machines • Food Service • Food Carts • Small and Major Appliances • Heat and Smoke Detectors • HVAC Equipment



Pressure transducers – heavy duty: Provide a complete amplified and compensated pressure measurement solution. Choice of ports, connectors, outputs and pressure ranges, engineered to be resistant to a wide variety of media for use in most harsh environments.
May be used in: Industrial HVAC/R and Air Compressors • General System and Factory Automation Pump, Valve and Fluid Pressure • Transportation (Heavy Equipment and Alternative Fuel Vehicles) System • Pneumatics • Hydraulics



Magnetic sensors: Digital and analog Hall-effect position ICs, magnetoresistive position ICs, Hall-effect vane and magnetic sensors.
May be used in: Speed and RPM Sensing • Motor/Fan Control • Magnetic Encoding • Disc Speed • Tape • Flow-Rate Sensing • Conveyors • Ignitions • Motion Control/Detection • Power/Position • Magnetic Code Reading • bration • Weight Sensing



Humidity sensors: Digital, analog, and combined humidity/temperature sensing versions. Provide on-chip signal conditioning with accuracy capability to $\pm 1.7\%$ RH. Stable, reliable, low-drift performance. Standardized, platform-based sensors.
May be used in: Medical • HVAC/R • Weather Stations • Air Compressors • Telecommunications • Grain Storage • Incubators



Current sensors: Accurate and fast response. Almost no thermal drift or offset with temperature. Adjustable linear, null balance, digital and linear.
May be used in: Variable Speed Drives • Overcurrent Protection • Power Supplies • Ground Fault Detectors • Robotics • Industrial Process Control • Wattmeters



Flexible heaters: Flat or custom geometry configurations with single, multiple and variable watt densities. Stable, uniform heating. Can be bonded parts or combined in value-added assemblies.
May be used in: Medical • HVAC/R • LCD Displays • Power Generation • Telecommunication



Pressure sensors – board mount: Full line of industrial-grade sensors: media-isolating design, multiple ports and outlets, and electrical configurations.
May be used in: Pneumatic Controls • Air Compressors • Process Monitoring • Hydraulic Controls • VAV Controls • Clogged Filter Detection • Presence/Absence of Flow • Transmissions



Temperature sensors: Customized probes, thermistors and RTD sensors. Plastic/ceramic, miniaturized, surface-mount housings and printed circuit board terminations.
May be used in: Semi-Conductor Protection • Vending Machines • Power Generation • Hydraulic Systems • Medical • Thermal Management • Temperature Compensation

ELECTROMECHANICAL SWITCHES



MICRO SWITCH™ basic switches: Snap-action precision switches. Compact. Lightweight. Designed for repeatability and enhanced life. Basic switches: large, standard, miniature, subminiature, hermetically sealed, water-tight and high-temperature versions.
May be used in: Vending Machines • Communication Equipment • HVAC • Appliances • Automotive • Electronic Gaming Machinery • Valve Controls • Irrigation Systems • Foot Switches • Pressure • Temperature Controls



MICRO SWITCH™ sealed and high accuracy switches: Precision "snap action" mechanisms. Wide variety of actuators, terminations, circuitry configurations, electrical ratings, contact materials and operating characteristics.
May be used in: Landing Gear • Flap/Stabilizer Controls • Thrust Reversers • Space Vehicles • Armored Personnel Carriers • De-Icer Controls • Wingfold Actuators • Industrial Environments • Valves • Underwater



MICRO SWITCH™ hazardous area switches: Flame path designed to contain and cool escaping hot gases that could cause an explosion. MICRO SWITCH™ EX, BX, CX and LSX Series.
May be used in: Grain Elevators and Conveyors • Off-Shore Drilling • Petrochemical • Waste-Treatment Plants • Control Valves • Paint Booths • Hazardous Waste Handling Facilities



Key and rotary switches: Environmentally sealed, 2-3-4 position switches. O-rings help keep dirt and moisture out and prolong life.
May be used in: All-Terrain Vehicles • Golf Carts • Snowmobiles • Scissor Lifts • Telehandlers • Construction and Marine Equipment • Skid Loaders • Agricultural Equipment • Material Handlers



Pressure and vacuum switches: Feature setpoints from 3 psi to 4500 psi. Rugged components have enhanced repeatability, flexibility and wide media capability. Uses diaphragm or quad seal/piston.
May be used in: Transmissions • Hydraulics • Brakes • Steering • Generators/Compressors • Dental Air • Embalming Equipment • Oxygen Concentrators • Air Cleaners • Fuel Filters • Pool Water Pressure



MICRO SWITCH™ toggle switches: Hermetic and environmentally sealed options. Enhanced reliability. Center pin for ultimate stabilization. Available in many shapes, sizes and configurations.
May be used in: Aerial Lifts • Construction Equipment • Agriculture and Material-Handling Equipment • Factory-Floor Controls • Process Control • Medical Instrumentation • Test Instruments • Military/Commercial Aviation

LIMITLESS™ WIRELESS SOLUTIONS




Limitless™ switches and receivers: Combines the best of MICRO SWITCH™ limit switches with commercial wireless technology. Beneficial for remote monitoring where wiring/maintenance is not physically possible or economically feasible. Used for position sensing and presence/absence detection.
Limitless™ Operator Interface: Adds a human interface device to the product-driven interfaces of Limitless™ switches and receivers. Choose and install a desired operator or utilize one of Honeywell's pushbuttons.
May be used in: Valve Position • Crane Boom/Jib/Skew Position • Lifts • Material Handling • Presses • Construction/Ag Machines • Conveyors • Industrial Environments • Remote/Temporary Equipment • Grain Diverters or Flaps • Door Position


With more than 50,000 sensing, switching and control products ranging from snap-action, limit, toggle and pressure switches to position, speed, pressure and airflow sensors, Honeywell has one of the broadest sensing and switching portfolios available.



Position sensors: The **SMART position sensor** measures linear, angular or rotary position of a magnet attached to a moving object so that the object's position can be determined or controlled. Its simple, non-contact design eliminates mechanical failure mechanisms, reduces wear and tear, and improves reliability and durability.
May be used in: Valve Position • Material Handling • Plastic Molding • Passenger Bus Level Position • Truck-Mounted Crane Outrigger Position • Aerial Work Lift Platform • Front Loader and Digger/Excavation Boom Position
Potentiometer sensors: Measure linear, rotary position or displacement. Honeywell's proprietary conductive plastic delivers extensive temperature range and infinite resolution, and provides precision position measurement.
May be used in: Robotic Motion Control • Marine Steering • In-Tank Level Sensing
Ultrasonic sensors: Measure time delays between emitted and echo pulses, often accurately determining the sensor-to-target distance.
May be used in: Level Measurement • Height and Thickness Sensing • Diameter Control



Infrared sensors: IREDs, sensors and assemblies for object presence, limit and motion sensing, position encoding and movement encoding. Variety of package styles, materials and terminations.
May be used in: Printers/Copiers • Motion Control Systems • Metering • Data Storage Systems • Scanning • Automated Transaction • Drop Sensors • Non-Invasive Medical Equipment



Force sensors: Variety of package styles and various electrical interconnects including pre-wired connectors, printed circuit board mounting and surface mounting for flexibility.
May be used in: Infusion and Syringe Pumps • Blood Pressure Equipment • Pump Pressure • Drug Delivery Systems • Occlusion Detection • Kidney Dialysis Machines



Proximity sensors: Designed to meet demanding temperature, vibration, shock and EMI/EMP interference requirements. Number of housing materials and termination styles.
May be used in: Aircraft Landing Gear • Gun Turret Position Control • Door/Hatch Monitoring



Speed sensors: Measure speed, position and presence detection utilizing magnetoresistive, variable reluctance, and Hall-effect technologies.
May be used in: Cam and Crankshafts • Transmissions • Fans • Pumps • Mixers • Rollers • Motors



Airflow sensors: Advanced microstructure technology. Sensitive and fast response to flow, amount/direction of air or other gas. Analog or digital output. Thin-film, thermally isolated bridge structure consists of a heater and temperature sensing elements.
May be used in: HVAC • Respirators • Process Control • Oxygen Concentrators • Gas Metering • Chromatography • Leak Detection Equipment • Medical/Analytical Instrumentation • Ventilation Equipment



Rotary position sensors: Digital and analog Hall-effect, magnetoresistive and potentiometric devices and resolvers for sensing presence of a magnetic field or rotary position. Directly compatible with electronic circuits for application flexibility.
May be used in: Audio and Lighting • Frequency • Temperature • Position • Medical/Instrumentation • Computer Peripherals • Manual Controls • Joysticks • Telecom • Welding • Heating • Aerospace



MICRO SWITCH™ aerospace-grade pressure switches: Lightweight, compact pressure switches. Meets military and DO-160 standards. Lower operating force provides application versatility with enhanced precision. Design modularity allows for configuration of the switch, facilitating rapid customization.
May be used in: Aerospace Systems • Engines, Fuel Pressure and Hydraulic Systems • Military Ground Vehicles • Ordnance and Munitions Release Systems • Military Maritime Systems



MICRO SWITCH™ limit switches: Broadest and deepest limit switch portfolio. Rugged, dependable position detection solutions. MICRO SWITCH™ heavy-duty limit switches (HDLS), medium-duty and global limit switches. Hermetically and environmentally sealed switches.
May be used in: Machine Tools • Woodworking • Textile • Printing Machinery • Metal Fabrication • Balers/Compactors • Forklifts • Bridges • Robotics • Wind Turbines • Elevators • Moving Stairs • Doors • Dock Locks/Levelers • Aerial Lifts • Cranes • Conveyors • Rail • Shipboards • Dock Side



MICRO SWITCH™ pushbutton switches: Lit or unlit. Wide range of electrical and display design, pushbuttons and manual switches. Many shapes, sizes and configurations. Easy to apply, operate and maintain.
May be used in: Control Boards and Panels • Industrial and Test Equipment • Flight Decks • Medical Instrumentation • Process Control



MICRO SWITCH™ sealed and standard rocker switches: Wide range of electrical and display design. Many shapes, sizes, buttons and configurations to enhance manual operation.
May be used in: Transportation • Agricultural and Construction Equipment • Test Equipment • Heavy-Duty Machinery • Marine Equipment • Small Appliances • Telecom • Medical Instrumentation • Commercial Aviation

SAFETY SWITCHES



MICRO SWITCH™ safety switches: For operator point-of-operation protection, access detection, presence sensing, gate monitoring and electrical interfacing. High-quality, dependable, cost-effective solutions.
May be used in: Packaging and Semi-Conductor Equipment • Plastic-Molding Machinery • Machine Tools • Textile Machines • Lifts • Industrial Doors • Balers • Compactors • Aircraft Bridges • Telescopic Handlers • Refuse Vehicles

Warranty/Remedy

Honeywell warrants goods of its manufacture as being free of defective materials and faulty workmanship. Honeywell's standard product warranty applies unless agreed to otherwise by Honeywell in writing; please refer to your order acknowledgement or consult your local sales office for specific warranty details. If warranted goods are returned to Honeywell during the period of coverage, Honeywell will repair or replace, at its option, without charge those items it finds defective. **The foregoing is buyer's sole remedy and is in lieu of all other warranties, expressed or implied, including those of merchantability and fitness for a particular purpose. In no event shall Honeywell be liable for consequential, special, or indirect damages.**

While we provide application assistance personally, through our literature and the Honeywell web site, it is up to the customer to determine the suitability of the product in the application.

Specifications may change without notice. The information we supply is believed to be accurate and reliable as of this printing. However, we assume no responsibility for its use.

Find out more

To learn more about Honeywell's sensing and switching products, call **+1-815-235-6847**, email inquiries to **info.sc@honeywell.com**, or visit **sensing.honeywell.com**

Honeywell Sensing and Productivity Solutions

9680 Old Bailes Road
Fort Mill, SC 29707
honeywell.com

The Honeywell logo, consisting of the word "Honeywell" in a bold, red, sans-serif font.

008081-21-EN IL50 GLO Printed in USA
May 2016
© 2016 Honeywell International Inc. All rights reserved.