

Network cable - VS-M8MS-M8MS/93B-2,0 - 1402450

Please be informed that the data shown in this PDF Document is generated from our Online Catalog. Please find the complete data in the user's documentation. Our General Terms of Use for Downloads are valid (<http://phoenixcontact.com/download>)



Assembled Ethernet cable, type B, shielded, star quad, AWG 22 stranded (7-wire), RAL 6018 (yellow-green), M8 Ethernet plug to M8 Ethernet plug, length: 2.0 m, suitable for PROFINET and EtherCAT

RoHS

Ethernet

Key Commercial Data

Packing unit	1 STK
GTIN	 4 046356 616072
GTIN	4046356616072
Weight per Piece (excluding packing)	160.000 g
Custom tariff number	85444290
Country of origin	Poland

Technical data

Dimensions

Length of cable	2 m
-----------------	-----

Ambient conditions

Degree of protection	IP65
	IP67

General data

Rated current at 40°C	3 A
Rated voltage	60 V
Number of positions	4
Signal type/category	Ethernet, 100 Mbps
	PROFINET, 100 Mbps

Network cable - VS-M8MS-M8MS/93B-2,0 - 1402450

Technical data

General data

	EtherCAT®, 100 Mbps
Standards/regulations	M8 connector IEC 61076-2-104
Overvoltage category	II
Degree of pollution	3
	3

Characteristics head 1

Head type	Plug straight M8 / IP67
No. of positions (pin connector pattern)	4 (4)
Color	black
Material (component)	CuSn (Contact)
	Ni/Au (Contact surface)
	TPU GF (Contact carriers)
	TPU, hardly inflammable, self-extinguishing (Grip)
	CuZn (nickel-plated) (Screw connection)
Shielded	yes
Insulation resistance	≥ 100 MΩ
Insertion/withdrawal cycles	≥ 100
Torque	0.2 Nm
Ambient temperature (operation)	-25 °C ... 90 °C

Characteristics head 2

Head type	Plug straight M8 / IP67
No. of positions (pin connector pattern)	4 (4)
Color	black
Material (component)	CuSn (Contact)
	Ni/Au (Contact surface)
	TPU GF (Contact carriers)
	CuZn (nickel-plated) (Screw connection)
	TPU, hardly inflammable, self-extinguishing (Grip)
	TPU, hardly inflammable, self-extinguishing (Grip)
	CuZn (nickel-plated) (Screw connection)
Shielded	yes
Insulation resistance	≥ 100 MΩ
Insertion/withdrawal cycles	≥ 100
Torque	0.2 Nm
Ambient temperature (operation)	-25 °C ... 90 °C

Standards and Regulations

Network cable - VS-M8MS-M8MS/93B-2,0 - 1402450

Technical data

Standards and Regulations

Standard designation	M8 connector
Standards/regulations	IEC 61076-2-104
Flammability rating according to UL 94	HB

Cable

Cable type	PROFINET PVC stranded CAT5
Cable type (abbreviation)	93B
UL AWM style	21694
Signal type/category	PROFINET CAT5 (IEC 11801), 100 Mbps
Cable structure	1x4xAWG22/7; SF/TQ
Conductor cross section	4x 0.34 mm ²
AWG signal line	22
Conductor structure signal line	7x 0.25 mm
Core diameter including insulation	1.55 mm
Wire colors	White, yellow, blue, orange
Overall twist	Star quad
Shielding	Aluminum-coated foil, tinned copper braided shield
Optical shield covering	85 %
External sheath, color	green RAL 6018
Outer sheath thickness	approx. 0.9 mm
External cable diameter D	6.5 mm ±0.2 mm
Minimum bending radius, fixed installation	3 x D
Minimum bending radius, flexible installation	7 x D
Cable weight	67 kg/km
Outer sheath, material	PVC
Material, inner sheath	PVC
Material conductor insulation	PE
Conductor material	Tin-plated Cu litz wires
Insulation resistance	≥ 500 MΩ*km
Loop resistance	≤ 120 Ω (per km)
Wave impedance	100 Ω ±15 Ω (at 100 MHz)
Signal speed	0.66 c
Signal runtime	5.3 ns/m
Coupling resistance	≤ 20.00 mΩ/m (At 10 MHz)
Nominal voltage, cable	600 V
Test voltage Core/Core	2000 V (50 Hz, 1 min.)
Test voltage Core/Shield	2000 V (50 Hz, 1 min.)
Flame resistance	According to UL 1685 (CSA FT 4)

Network cable - VS-M8MS-M8MS/93B-2,0 - 1402450

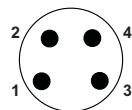
Technical data

Cable

Resistance to oil	Resistant to oil to a limited extent
Other resistance	UV resistant According to UL 1581, Section 1200
Ambient temperature (operation)	-40 °C ... 70 °C (cable, fixed installation)
	-40 °C ... 70 °C (cable, flexible installation)
Ambient temperature (installation)	-20 °C ... 60 °C
Ambient temperature (storage/transport)	-50 °C ... 70 °C

Drawings

Schematic diagram




Pin assignment M8 plug, 4-pos., view male side

Cable cross section

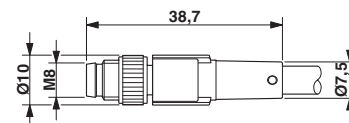


PROFINET PVC stranded CAT5 [93B]

Circuit diagram



Dimensional drawing



M8 x 1 male plug, straight version