

Hybrid cable - NBC-MSY/ 1,0-94H SCO - 1407487

Please be informed that the data shown in this PDF Document is generated from our Online Catalog. Please find the complete data in the user's documentation. Our General Terms of Use for Downloads are valid (<http://phoenixcontact.com/download>)



Hybrid cable, Ethernet hybrid CAT5 (100 Mbps), 8-position, PUR halogen-free, Black RAL 9005, shielded, Plug Straight M12 SPEEDCON / IP67, Coding: Y, on free cable end, Cable length: 1 m, Power with Ethernet (PWE)



Key commercial data

Packing unit	1 pc
GTIN	
Weight per Piece (excluding packing)	109.8 g
Custom tariff number	85444210
Country of origin	Poland
Note	Made to Order (non-returnable)

Technical data

Dimensions

Length of cable	1 m
-----------------	-----

Ambient conditions

Degree of protection	IP65
	IP67

General data

Rated current at 40°C	6 A (Power)
	0.5 A (Data)
Rated voltage	30 V (Power and data)
Number of positions	8
Signal type/category	Ethernet hybrid CAT5 (IEC 11801), 100 Mbps

Characteristics head 1

Head type	Plug Straight M12 SPEEDCON / IP67
No. of positions (pin connector pattern)	8 (4+4)
Coding	Y (Hybrid)

Hybrid cable - NBC-MSY/ 1,0-94H SCO - 1407487

Technical data

Characteristics head 1

Color	black
Material (component)	CuZn (Contact)
	Ni/Au (Contact surface)
	PP (Contact carrier, data)
	PA (Contact carrier, power)
	TPU, hardly inflammable, self-extinguishing (Grip)
	Zinc die-cast, nickel-plated (Screw connection)
Shielded	Yes
Contact resistance	$\leq 5 \text{ m}\Omega$
Insulation resistance	$\geq 100 \text{ M}\Omega$
Insertion/withdrawal cycles	≥ 100
Torque	0.4 Nm
Ambient temperature (operation)	-25 °C ... 90 °C

Characteristics head 2

Head type	free cable end
-----------	----------------

Cable

Cable type	Ethernet hybrid
Cable type (abbreviation)	94H
UL AWM style	20963 (80°C/30 V)
Signal type/category	Ethernet hybrid CAT5 (IEC 11801), 100 Mbps
Cable structure	1x4xAWG26+1x4xAWG20
Conductor cross section	4x 0.15 mm ² (Data)
	4x 0.6 mm ² (Power)
AWG signal line	26
AWG power supply	20
Conductor structure signal line	19x 0.10 mm
Conductor structure, voltage supply	19x 0.20 mm
Core diameter including insulation	1.05 mm (Data)
	1.4 mm (Power)
Wire colors	White/orange, orange, white/green, green, white, blue, brown, black
Overall twist	1 star quad and 4 wires with 2 fillers
Shielding	Tinned copper braided shield
Optical shield covering	85 %
External sheath, color	Black RAL 9005
External cable diameter D	7.6 mm \pm 0.2 mm
Minimum bending radius, flexible installation	10 x D
Number of bending cycles	2000000
Minimum bending radius, drag chain applications	10 x D
Traversing path	4.5 m
Traversing rate	3 m/s

Hybrid cable - NBC-MSY/ 1,0-94H SCO - 1407487

Technical data

Cable

Acceleration	3 m/s ²
Cable weight	87 kg/km
Outer sheath, material	PUR
Material conductor insulation	PP (Data)
	PP (Power)
Conductor material	Bare Cu litz wires
Insulation resistance	≥ 5 GΩ*km
Loop resistance	≥ 280 Ω (Data)
	≥ 34.6 Ω (Power)
Working capacitance	nom. 50 nF (per kilometer)
Wave impedance	100 Ω ±15 Ω (4 MHz ... 100 MHz)
Shield attenuation	≥ 80 dB (30 MHz ... 125 MHz)
Differential impedance	100 Ω ±5 % (at 100 MHz)
Nominal voltage, cable	≤ 30 V (Peak value, not for high-power applications)
Test voltage Core/Core	1500 V (50 Hz, 1 min.)
Test voltage Core/Shield	1500 V (50 Hz, 1 min.)
Special properties	Free of substances which would hinder coating with paint or varnish
	Silicone-free
Flame resistance	In acc. with UL 1581, section 1061
Halogen-free	according to IEC 60754
	in accordance with DIN VDE 0472 part 815
Resistance to oil	According to IEC 60811-2-1
	according to VDE 0282 Part 10
Other resistance	Low adhesion
Ambient temperature (operation)	-40 °C ... 90 °C (cable, fixed installation)
	-30 °C ... 70 °C (cable, flexible installation)

Classifications

eCl@ss

eCl@ss 4.0	27060306
eCl@ss 4.1	27060306
eCl@ss 5.0	27061801
eCl@ss 5.1	27060307
eCl@ss 6.0	27060390
eCl@ss 7.0	27060390

ETIM

ETIM 3.0	EC000830
ETIM 4.0	EC001855
ETIM 5.0	EC001855

Hybrid cable - NBC-MSY/ 1,0-94H SCO - 1407487

Classifications

UNSPSC

UNSPSC 6.01	26121609
UNSPSC 7.0901	26121609
UNSPSC 11	26121609
UNSPSC 12.01	26121609
UNSPSC 13.2	26121609

Accessories

Accessories

Cutting tools

Diagonal cutter - CUTFOX-S VDE - 1212207



Diagonal cutter for copper and aluminum conductors, VDE-tested

Protective cap

Sealing cap - PROT-M12 FS-PA-CHAIN - 1430873

M12 sealing cap made of plastic with fixing band, for sensor cables, for free M12 sockets



Safety locking

Locking clip - SAC-M12-EXCLIP-M - 1558988



Screwdriver tools

Hybrid cable - NBC-MSY/ 1,0-94H SCO - 1407487

Accessories

Adapter insert - TSD-M SAC-BIT ADAPTER - 1212600



Adapter bit for TSD-M...torque tools, E6.3-1/4" drive with 4 mm hexagon to accommodate SAC bits

Tool - SAC BIT M12-D15 - 1208432



Nut for assembling sensor/actuator cables with M12 connector and for M12 connectors with QUICKON fast connection technology, for 4 mm hexagonal drive

Stripping tool

Stripping tool - WIREFOX 10 - 1212150



Stripping tool, for cables and conductors from 0.02 - 10 mm², self-adjusting, stripping length of up to 18 mm, cutting capacity of up to 10 mm² stranded/1.5 mm² solid, replaceable stripping blade

Torque tool

Torque screwdriver - TSD 04 SAC - 1208429



Torque screwdriver, with preset torque of 0.4 Nm and 4 mm hexagonal drive for M12 connectors

Torque screwdriver - TSD-M 1,2NM - 1212224



Torque screw driver, accuracy as per EN ISO 6789 standard, adjustable from 0.3 - 1.2 Nm

Hybrid cable - NBC-MSY/ 1,0-94H SCO - 1407487

Accessories

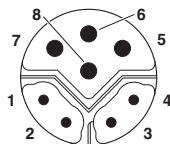
Tool - VS-CABLE-STRIP-VARIO - 1657407



Stripping tool, for the multi-level stripping of shielded cables

Drawings

Schematic diagram



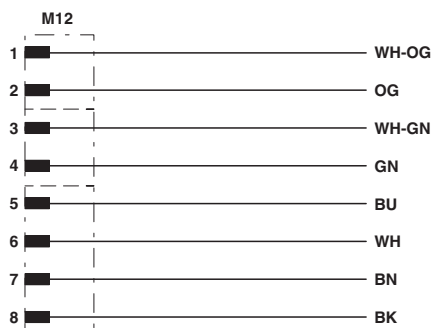
M12 hybrid plug pin assignment, 8-pos., Y-coded, pin side view

Cable cross section



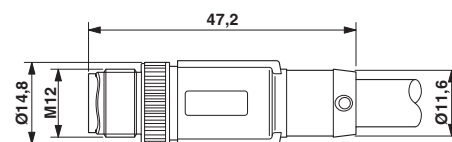
Ethernet hybrid [94H]

Circuit diagram



Contact assignment of the M12 plug

Dimensioned drawing



Plug, M12 x 1, straight, shielded