THIS DRAWING IS UNPUBLISHED.
VERTRAULICH UNVEROEFFENTLICHTE ZEICHNUNG
© COPYRIGHT 2006 BY -
RELEASED FOR PUBLICATION APR 2006
FREI FUER VEROEFFENTLICHUNG
ALL RIGHTS RESERVED.
ALLE RECHTE VORBEHALTEN.

MATED WITH:
PASSEND ZU
SEE NOTES

PROJEKT NR.
EGATN05327

1-1418390-1 AS SHOWN
1-1418390-1 wie gezeigt

REVISIONS
ANDERUNGEN

| P | LTR | DESCRIPTION BESCHREIBUNG | DATE | DWN | APVD |
|---|---|---|---|---|---|
| | J | DETAILS SEE PCN E-12-007625 | 24MAY2012 | MN | SKR |
| | J1 | ECR-15-007756 | 15MAY2015 | SK | Krauss |
| | | | | | |
| | | | | | |

SLIDE IN LOCKED POSITION
Schieber in Verriegelungsposition

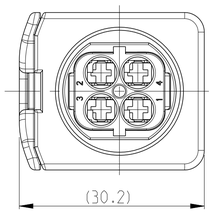


DELIVERY CONDITION:
Lieferzustand:

SECONDARY LOCKING AND SLIDE IN PRE-LOCKED POSITION
2. Kontaktsicherung und Schieber in Vorraststellung

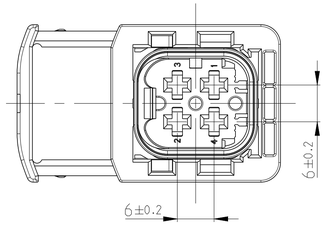


SECTION A-A
Schnitt

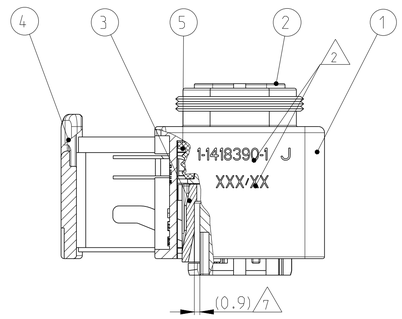


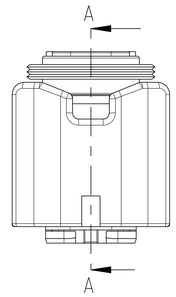


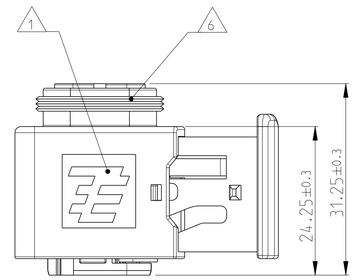


NOTES
Bemerkungen

1 TE LOGO
TE Logo

2 ASSY PN, PRODUCTION DATE (CALENDAR DAY/YEAR): MARKING OPTIONAL AS LASER ENGRAVING OR LASER WITH COLOR CHANGE
Assy PN, Produktionsdatum (Kalendertag/Jahr): Beschriftung wahlweise als Lasergravur oder Laser mit Farbumschlag

3 BULK PACKAGING IN CORRUGATED BOX
Schuettgut im Versandkarton

4 CAVITY NUMBERING
Kammer Bezeichnung

5 CAVITIES MATED WITH AMP MCP 2.8
SEE PRODUCT GROUP DRAWING
TE NO: 1355036
MAX. WIRE SIZE: 2.5mm² (AWG 12 TXL)

Kontaktkammern passend fuer AMP MCP 2.8
siehe Produktgruppenzeichnung
TE Nr: 1355036
max. Drahtgroessenbereich: 2.5mm² (AWG 12 TXL)

6 SUITABLE COVERS SEE PRODUCT GROUP DRAWING: 1563709
Passende Kappen siehe Produktgruppenzeichnung: 1563709

7 SLIDING DISTANCE OF SECONDARY LOCKING
Verschiebeweg der 2. Kontaktsicherung

8 FITS TO TE INTERFACE DRAWING 114-18739-1
Passend zur Ausfuehrungsvorschrift 114-18739-1

9 SUITABLE COUNTERPART SEE DRAWING: 1703808, 1703818
passendes Gegenstueck siehe Zeichnung: 1703808, 1703818

10 MALFUNCTION CAUSED BY LACQUER IS NOT COVERED BY TYCO ELECTRONICS WARRANTY.
Funktionsbeeintraechtigung durch Lackieren liegt nicht im Einfluss und Gewaehrleistungsumfang von Tyco Electronics.

CODING A
Kodierung

PN 1-1418390-1/-2/-3

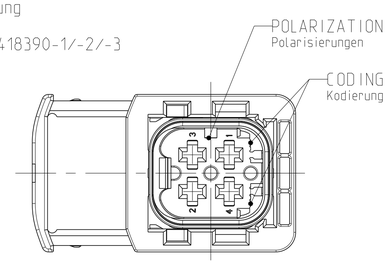


CODING B
Kodierung

PN 2-1418390-1/-2/-3

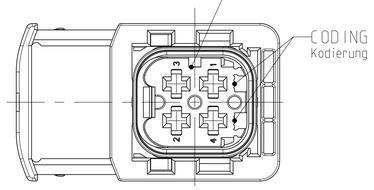


CODING C
Kodierung

PN 3-1418390-1/-2/-3

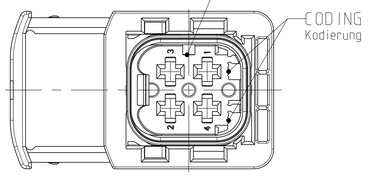


CODING D
Kodierung

PN 4-1418390-1/-2/-3

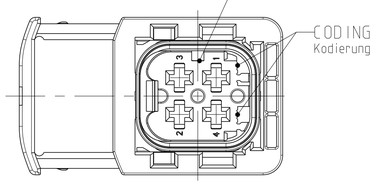


3POS. VERSION
3pol. Version

PN X-1418390-2

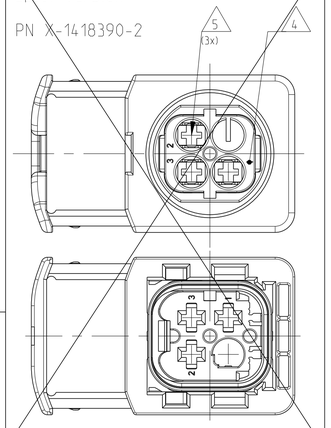


2POS. VERSION
2pol. Version

PN X-1418390-3

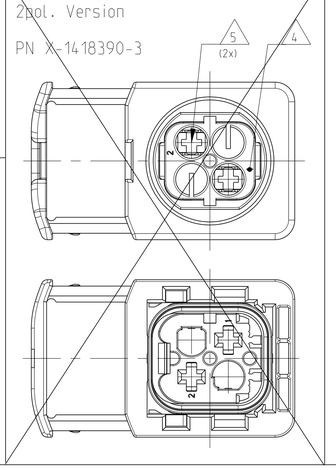


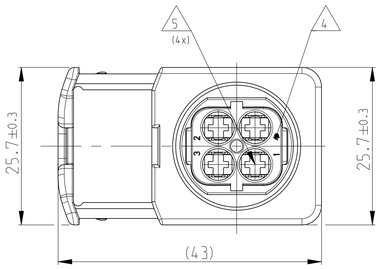


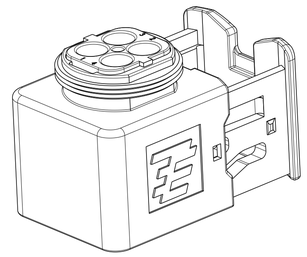

| TE ORDER-NO. TE Bestell-Nr. | REV. | NO. OF POS. Polzahl | CODE Kodierung | COLOR OF CVITY BLOCK Farbe des Kammerblocks | QUANTITY Stueck | | | | |