

Flush-type connector - SACC-CI-M12MSL-4FE-L180 THR T - 1420817

Please be informed that the data shown in this PDF Document is generated from our Online Catalog. Please find the complete data in the user's documentation. Our General Terms of Use for Downloads are valid (<http://phoenixcontact.com/download>)




Flush-type connector, Power, 5-position, Plug, straight, L - Power, PCB mounting, THR solder connection

Why buy this product

- ✓ For compact devices: transmit high power in a confined space
- ✓ Reduced mounting costs thanks to two-piece device connector
- ✓ Packaging available for automated pick and place assembly
- ✓ All common pin assignments and codings available
- ✓ Easy device integration, thanks to mechanical port screw connections with threaded fastening
- ✓ Additional gasket for the device when not plugged in

RoHS

Key Commercial Data

Packing unit	60 STK
Minimum order quantity	60 STK
GTIN	 4 055626 280615
GTIN	4055626280615

Technical data

Ambient conditions

Ambient temperature (operation)	-25 °C ... 105 °C
	-40 °C ... 105 °C (without mechanical actuation)
Degree of protection	IP67 (correctly plugged in and locked)

General

Note	The electrical and mechanical data specified assume that the connector pair is correctly locked and mounted. If the connector is unlocked and if there is a danger of contamination, the connector must be sealed using a protective cap > IP54. Influences arising from litz wires, cables or PCB assembly must also be taken into consideration.
	FE not connected to metal parts that can be touched, no protective function

Flush-type connector - SACC-CI-M12MSL-4FE-L180 THR T - 1420817

Technical data

General

Rated current at 40°C	16 A
Rated voltage	63 V
Rated surge voltage	1.5 kV
Number of positions	5
Coding	L - Power
Standards/regulations	M12 connector IEC 61076-2-111 In line with
Signal type/category	Power
Overvoltage category	III
Degree of pollution	3
Connection method	THR solder connection
Insertion/withdrawal cycles	> 100
Mounting type	PCB mounting
Type of packaging	Tray
Delivery state	with assembly pad

Material

Flammability rating according to UL 94	V0
Contact material	CuZn
Contact surface material	Au
Contact carrier material	PA4T
Sealing material	FKM

Cable

Standards/specifications	M12 connector IEC 61076-2-111 In line with
--------------------------	--

Standards and Regulations

Standard designation	M12 connector
Standards/regulations	IEC 61076-2-111
Flammability rating according to UL 94	V0

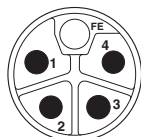
Environmental Product Compliance

REACH SVHC	Lead 7439-92-1
China RoHS	Environmentally Friendly Use Period = 50
	For details about hazardous substances go to tab "Downloads", Category "Manufacturer's declaration"

Drawings

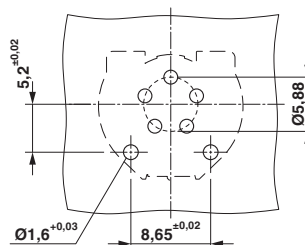
Flush-type connector - SACC-CI-M12MSL-4FE-L180 THR T - 1420817

Schematic diagram



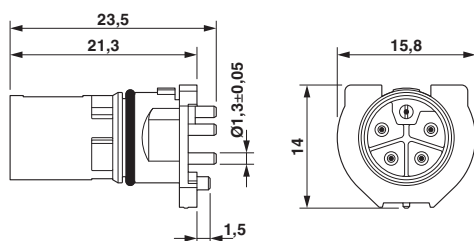
Pin assignment of M12 connector, 5-pos., L-coded, pin side view

Drilling diagram



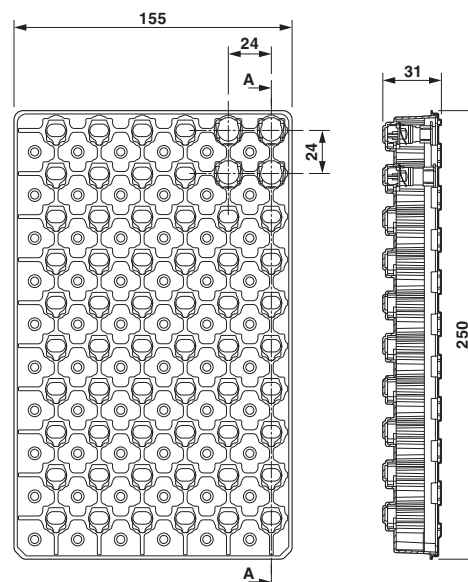
Soldering pad geometry

Dimensional drawing



M12 flush-type connector

Dimensional drawing



THR tray packaging

Approvals

Approvals

Approvals


cULus Recognized

Ex Approvals

Approval details

Flush-type connector - SACC-CI-M12MSL-4FE-L180 THR T - 1420817

Approvals

cULus Recognized  http://database.ul.com/cgi-bin/XYV/template/LISEXT/1FRAME/index.htm E468743-20180113	
Nominal voltage UN	63 V
Nominal current IN	16 A

Phoenix Contact 2018 © - all rights reserved
<http://www.phoenixcontact.com>

PHOENIX CONTACT GmbH & Co. KG
Flachsmarktstr. 8
32825 Blomberg
Germany
Tel. +49 5235 300
Fax +49 5235 3 41200
<http://www.phoenixcontact.com>