

Housing - HC-ADV-B10-HHWH-1TTM25-MF-BK - 1420908


Please be informed that the data shown in this PDF Document is generated from our Online Catalog. Please find the complete data in the user's documentation. Our General Terms of Use for Downloads are valid (<http://phoenixcontact.com/download>)



Sleeve housing B10, Screw locking, Material: Die-cast aluminum, salt water resistant, Cable outlets: 1, straight, Height: 93.7 mm, Cable gland: none, Gland: no, 1x M25, Increased environmental requirements

RoHS

Key Commercial Data

Packing unit	1 STK
GTIN	 4 055626 249070
GTIN	4055626249070

Technical data

Dimensions

Height	93.7 mm
Width	57 mm
Length	105 mm
Length of the assembly cutout	65 mm
Width of the assembly cutout	35 mm

Ambient conditions

Degree of protection of housing (IP)	IP66
	IP68 (0.2 bar/24 h)
	IP69K (ISO 20653:2013-02)
Degree of protection of housing (NEMA)	4
	4X
	12
Ambient temperature (operation)	-40 °C ... 125 °C

General

Note	For contact inserts HC-B10, BB18, DD42, M, K8/24
Size	B10
Housing type	Sleeve housing

Housing - HC-ADV-B10-HHWH-1TTM25-MF-BK - 1420908

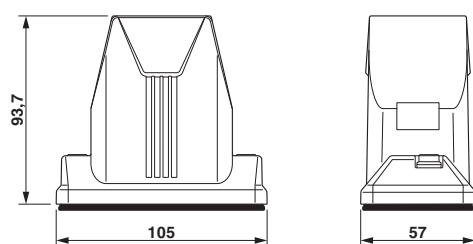
Technical data

General

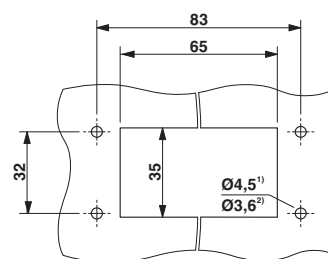
Locking type	Screw locking
Torque	3 Nm (Locking screw)
Fixing screws	M6 (screw head: 5 mm Allen screw)
No. of cable outlets	1
Cable exit	straight
Screw connection	none
Type of the screw connection	1x M25
Housing material	Die-cast aluminum, salt water resistant
Housing surface material	Powder-coated, black
Seal material	Viton
Material lock	Stainless steel

Drawings

Dimensional drawing



Dimensional drawing



Panel cutout

²) When self-tapping screws are used (Torx® 20, M4)

Approvals

Approvals

Approvals

EAC

Ex Approvals

Approval details

EAC 7500651.22.01.00246

Phoenix Contact 2016 © - all rights reserved
<http://www.phoenixcontact.com>

PHOENIX CONTACT GmbH & Co. KG
Flachsmarktstr. 8
32825 Blomberg
Germany
Tel. +49 5235 300
Fax +49 5235 3 41200
<http://www.phoenixcontact.com>