

## Printed-circuit board connector - CCA 2,5/ 3-G-5,08 RNP26THR - 1955170

Please be informed that the data shown in this PDF Document is generated from our Online Catalog. Please find the complete data in the user's documentation. Our General Terms of Use for Downloads are valid (<http://phoenixcontact.com/download>)

Header, Nominal current: 12 A, Rated voltage (III/2): 320 V, Number of positions: 3, Pitch: 5.08 mm, Color: black, Contact surface: Tin, Mounting: SMD/THT/THR, Article with self-locking flange; user information and design recommendations on through-hole reflow technology can be found at: "Downloads"




The figure shows a 10-position version of the product

### Why buy this product

- ✓ Standard pin length of 2.6 mm, other pin lengths available on request
- ✓ Plug-in direction parallel to the PCB
- ✓ Delivery form: box packaging, in bulk for small series
- ✓ Use in SMT reflow processes



### Key commercial data

Packing unit	50 pc
Minimum order quantity	50 pc
GTIN	 4 017918 925963
Weight per Piece (excluding packing)	1.31 g
Custom tariff number	85366990
Country of origin	Germany
Note	Made to Order (non-returnable)

### Technical data

#### Dimensions

Length	12 mm
Height	8.6 mm
Pitch	5.08 mm
Dimension a	10.16 mm
Pin dimensions	1 x 1 mm
Hole diameter	1.6 mm

# Printed-circuit board connector - CCA 2,5/ 3-G-5,08 RNP26THR - 1955170

## Technical data

### General

Range of articles	CCA 2,5/...-G-RN
Insulating material group	IIIa
Rated surge voltage (III/3)	4 kV
Rated surge voltage (III/2)	4 kV
Rated surge voltage (II/2)	4 kV
Rated voltage (III/3)	250 V
Rated voltage (III/2)	320 V
Rated voltage (II/2)	400 V
Connection in acc. with standard	EN-VDE
Nominal current I <sub>N</sub>	12 A
Maximum load current	12 A (per position)
Insulating material	LCP
Inflammability class according to UL 94	V0
Color	black
Number of positions	3

## Classifications

### eCl@ss

eCl@ss 4.0	272607xx
eCl@ss 4.1	27260701
eCl@ss 5.0	27260701
eCl@ss 5.1	27260701
eCl@ss 6.0	27260704
eCl@ss 7.0	27440402
eCl@ss 8.0	27440402

### ETIM

ETIM 3.0	EC001121
ETIM 4.0	EC002637
ETIM 5.0	EC002637

### UNSPSC

UNSPSC 6.01	30211810
UNSPSC 7.0901	39121409
UNSPSC 11	39121409
UNSPSC 12.01	39121409
UNSPSC 13.2	39121409

## Printed-circuit board connector - CCA 2,5/ 3-G-5,08 RNP26THR - 1955170

### Approvals

#### Approvals


##### Approvals


UL Recognized / cUL Recognized / EAC / cULus Recognized

##### Ex Approvals


##### Approvals submitted

### Approval details

UL Recognized 		
	B	D
Nominal current I <sub>N</sub>	10 A	10 A
Nominal voltage U <sub>N</sub>	300 V	300 V

cUL Recognized 		
	B	D
Nominal current I <sub>N</sub>	12 A	10 A
Nominal voltage U <sub>N</sub>	300 V	300 V

EAC
-----

cULus Recognized 
--

### Accessories

#### Accessories

#### Coding element

## Printed-circuit board connector - CCA 2,5/ 3-G-5,08 RNP26THR - 1955170

### Accessories

Coding star - CR-MSTB - 1734401



Coding section, inserted into the recess in the header or the inverted plug, red insulating material

---

Coding section - CR-MSTB NAT HT - 1954362



HT coding section, prior to the reflow soldering process it is inserted into the recess on the header, made from high-temperature-resistant beige insulation material

---

### Labeled terminal marker

Marker card - SK 5,08/3,8:FORTL.ZAHLEN - 0804293



Marker card, Card, white, labeled, Horizontal: Consecutive numbers 1 - 10, 11 - 20, etc. up to 91 - (99)100, Mounting type: Adhesive, for terminal block width: 5.08 mm, Lettering field: 5.08 x 3.8 mm

---

### Marker pen

Marker pen - B-STIFT - 1051993



Marker pen, for manual labeling of unprinted Zack strips, smear-proof and waterproof, line thickness 0.5 mm

---

### Terminal marking

Marker card - SK 5,08/3,8:UNBEDRUCKT - 0805412

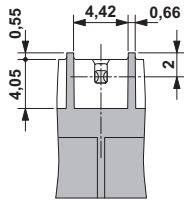


Marker card, Card, white, unlabeled, can be labeled with: Marker pen, Mounting type: Adhesive, for terminal block width: 5.08 mm, Lettering field: 5.08 x 3.8 mm

## Printed-circuit board connector - CCA 2,5/ 3-G-5,08 RNP26THR - 1955170

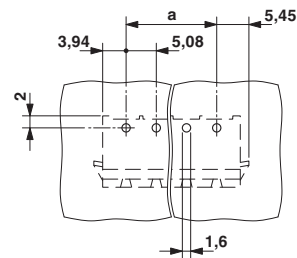
### Drawings

Dimensioned drawing



Bottom view, free space for solder  
paste, 0.5 mm deep

Drilling diagram



Dimensioned drawing

