
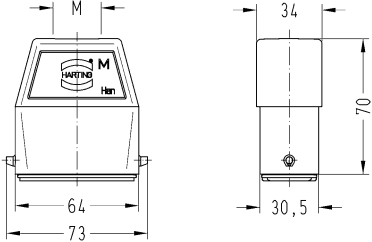

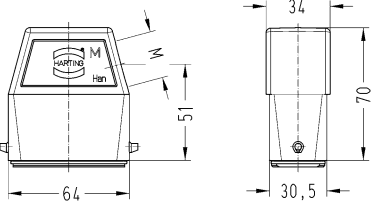

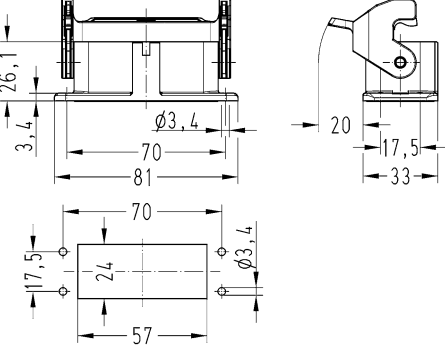


Hoods/Housings for higher EMC requirements
Single locking lever

| Identification | Cable entry | Part number | Drawing (dimensions in mm) |
|--|-------------|----------------|---|
| Han® EMC , Hoods, Top entry  | 1x M25 | 19 62 015 0446 |  |
| Han® EMC , Hoods, Side entry  | 1x M25 | 19 62 015 0546 |  |
| Han® EMC , Bulkhead mounted housings, Han-Easy Lock®  | | 09 62 015 0301 |  <p>Panel cut out</p> |