Amphenol
Industrial

# Amphenol LTW

Innovation in Waterproof Solution

CATALOGUE

**IP 65 . 67 . 68**

Receptacle | Unmated
Overmolded with Cable | Mated
Field Installable | Mated

# M Series Sensor Connector

M8 / Guided M8

M12

HDSC / M23

# Range Overview

## Receptacle to Overmolded with Cable

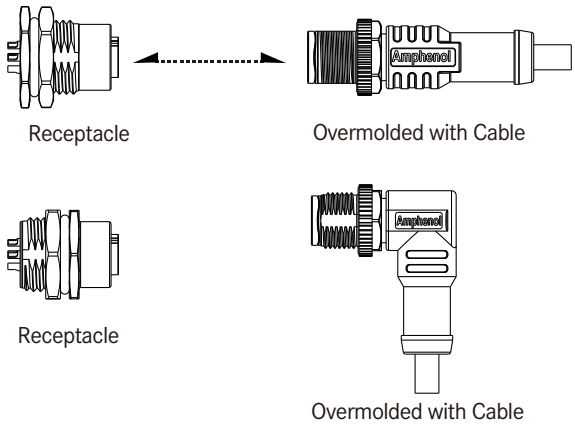


## Receptacle to Field Installable

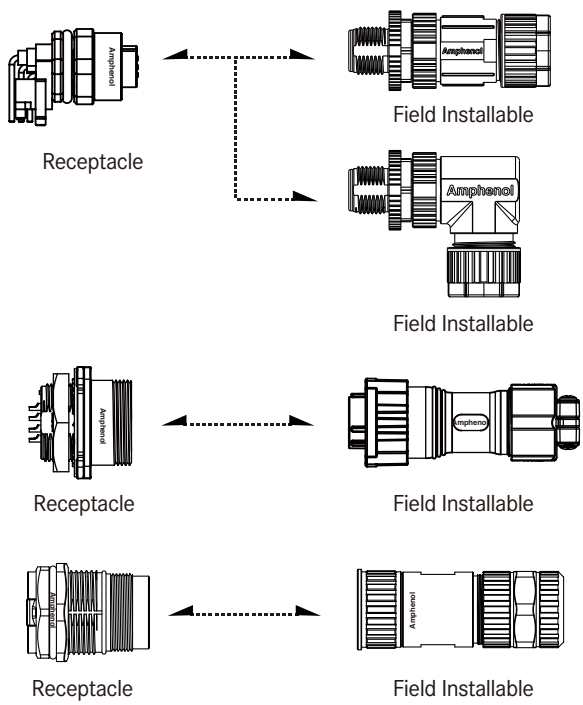


## In Line

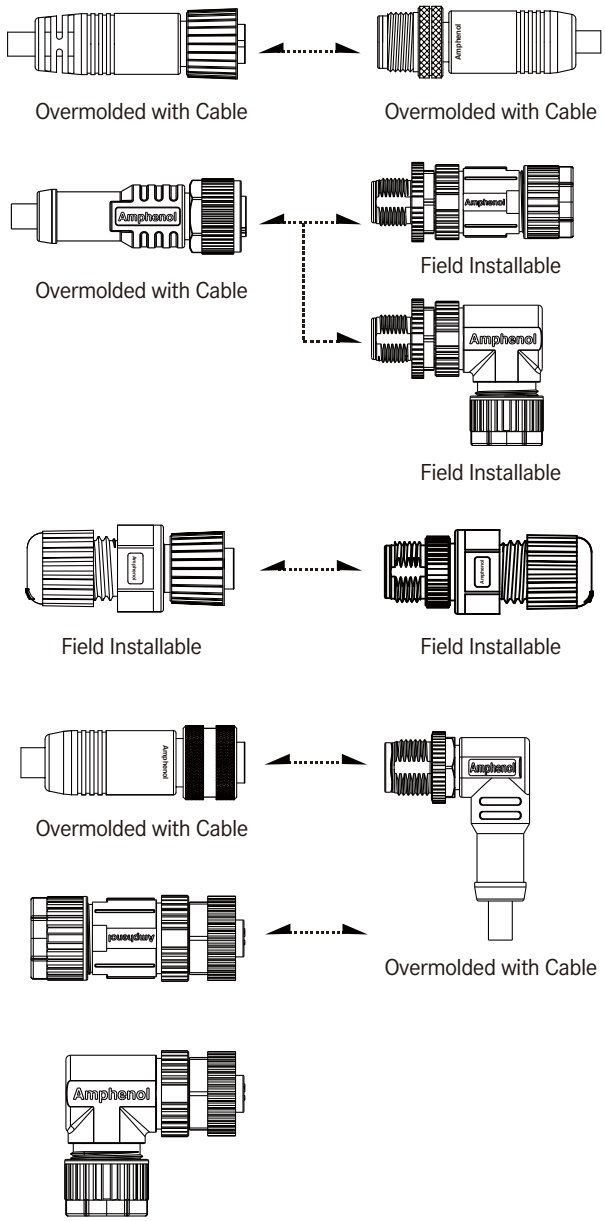

**IP 65 . 67 . 68**

Receptacle | Unmated
Overmolded with Cable | Mated
Field Installable | Mated

# Range Overview

## Passive Distribution Box



With Homerun Connector

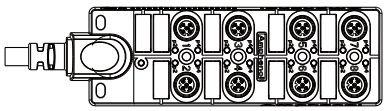

With Cable

## Accessories

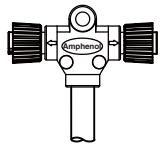

T Cable

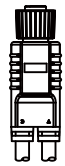

Y Cable

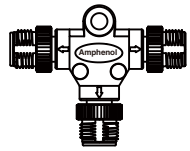

T Adaptor

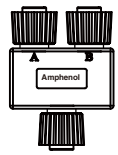

Y Adaptor

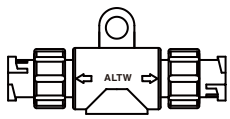

I Adaptor

Waterproof Cap

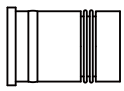

Insert

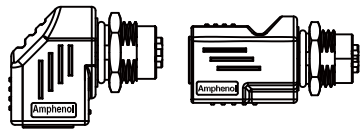

M12 to RJ45 Adaptor

# Specification | M Sensor Connector

| | |
|---|---|
| **Identifications** | M8, M10.5, M12 (A, B, D, S, T, X code),<br>Heavy Duty Shielded Connector, M23 |
| **Description** | Receptacle<br>Overmolded with Cable<br>Field Installable |
| **Current Rating / Data** | 1.5A~28A |
| **Operating Voltage** | 2~4 Pins : 250V<br>5 Pins : 60V<br>6 ~12 Pins : 30V |
| **Contact Resistance** | ≤10mΩ |
| **Voltage Proof** | 3 ~ 4 Pins : 1.4 KVrms<br>5 Pins : 1.0 KVrms<br>6 ~8 Pins : 0.65 KVrms |
| **Waterproof Rating** | IP65 / 67 / 68 |
| **Temperature Range** | Receptacle: -40°C~105°C<br>Overmolded with Cable: PVC Cable: -20°C~80°C<br>PU Cable: -20°C~85°C<br>Field Installable: -40°C~105°C<br>* Higer working temperature upon request. |
| **Mating Cycle** | 100*Minimum |
| **Vibration** | 10 ~ 500 Hz and 0.35 mm |
| **Material** | Contacts: Copper Alloy, Gold Plated<br>Connector Body (Housing) : Nylon+GF or PU, UL Recognized<br>Shield: Zinc Alloy or Copper Ally, Nickel Plated |
| **Standard Cable Length** | 01~99M |
| **Standards** | IEC 61076-2-101<br>IEC 61076-2-104 |

【Note】Design and specification are subject to change without notice.

IP 65 . 67 . 68

Receptacle | Unmated
Overmolded with Cable | Mated
Field Installable | Mated

# Specification | Passive Distribution Box

| | |
|---|---|
| **Identifications** | M8 Passive Distribution Box<br>M12 Passive Distribution Box |
| **Description** | With Cable<br>With Homerun Connector |
| **Current Load Per Port** | M8 Distribution Box: 2A (Max.)<br>M12 Distribution Box: 2A (Max.) |
| **Current Sum max.** | M8 Distribution Box: 6A (Max.)<br>M12 Distribution Box: 12A (Max.) |
| **Operating Voltage** | 24V DC Nominal (10~30V) |
| **Contact Resistance** | <10mΩ |
| **Switching Output** | PNP |
| **Power Indicator** | LED, Green |
| **Function Indicator** | LED, Yellow |
| **Waterproof Rating** | M8 Distribution Box: IP 67 Unmated<br>M12 Distribution Box: IP 67 Unmated |
| **Temperature Range** | With Cable: -20°C ~ 80°C<br>With Homerun Connector: -25°C ~ 90°C |
| **Vibration** | 10 to 500 Hz and 0.35mm |
| **Material** | Conn. Housing: PA66<br>Box: PBT+PC<br>Contacts: Copper Alloy, Gold Plated<br>O-ring: Silicone<br>Shell: Zinc Die Cast, Nickel Plated |
| **Standard Cable Length** | 5M,10M,15M, 20M & 30M |
| **Standards** | IEC 61076-2-101 |

# Ordering Information | M8 / Guided M8 / M10.5 / M23 / HDSC

1 - 2 - 3 - 4 - 5 - 6 - 7 - 8 - 9 - 10

**Specification / Size**

> M8 Size
**(8)** M8
**(8P)** M8, Plastic
**(M8S)** M8, Shielded

> M8 Size with Key, Guided M8
**(8A)** M8 with Key
**(8AP)** M8 with Key, Plastic
**(8H)** M8 with Key, Power (3A) +Data (1.5A)
**(8HP)** M8 with Key, Plastic, Power (3A) +Data (1.5A)
**(M8AS)** M8 with Key, Shielded

> M10.5 Size
**(105)** M10.5

> M23 Size
**(LJ23)** Shielded, Salt Spray Test 48H, 28A

> Heavy Duty Shielded Connector (HDSC)
**(HB20)** Shielded, Salt Spray Test 500H, 10A
**(LB20)** Shielded, Salt Spray Test 48H, 10A
**(HC20)** Shielded, Salt Spray Test 500H, 20A
**(LC20)** Shielded, Salt Spray Test 48H, 20A
**(HD20)** Shielded, Salt Spray Test 500H, 5A
**(LD20)** Shielded, Salt Spray Test 48H, 5A

**Number of Contacts**
02, 03....,14...Contacts
EX. **(02)** = 2 Contacts

**Connector Body (Style)**

> For Receptacle
**(P)** Panel

> For Overmolded with Cable
**(A)** With Strain Relief
**(B)** Without Strain Relief

> For Field installable
**(B)** Without Strain Relief

**Connector (Housing) Gender**
**(M)** Male Connector
**(F)** Female Connector

**Contact Gender**
**(M)** Male
**(F)** Female

**Assemble Style**

> For Receptacle
**(S)** Solder Type
**(P)** 180° PCB Type
**(R)** 90° PCB Type
**(C)** Crimp Type

> For Overmolded with Cable
**(M)** Overmolded with Cable

> For Field Installable
**(A)** Solder Type
**(B)** Screw Type
**(C)** Crimp Type
**(D)** IDC Type

**Mating Style**
**(S)** Screw Thread
**(Q)** Quick

**Backshell**

> For Receptacle
**(C)** Circular, Rear Fastened
**(F)** Hexagonal, Front Fastened
**(H)** Hexagonal, Rear Fastened
**(N)** Square, Rear Fastened with Nut
**(W)** Square, Front Fastened with Screw

> For Overmolded with Cable
**(L)** Straight
**(R)** Right Angle

> For Field installable
**(L)** Straight
**(R)** Right Angle

**Waterproof Rating**
**(5)** IP65 (Quick Type)
**(7)** IP 67
**(8)** IP 68

**More Information**

> For Receptacle
**(001), (002), (003)**.....
e.g. **(001)** With Logo
**(002)** With Logo

> For Receptacle with Wire Harness
(□)+(■) : Cable Type + Wire Length
e.g. **(A15)** = UL 1007 Cable + 150mm

(□) : Cable Type
**(A)** UL 1007 Cable (For M8)

(■) : Wire Length
**(15)** 150mm
**(30)** 300mm
**(50)** 500mm
**(A0)** 1000mm
**(A5)** 1500mm

> For Overmolded with Cable
(□)+(■) : Cable Type + Cable Length
e.g. **(A01)** = UL2464 Cable + 1M

(□) : Cable Type
**(A)** PVC UL2464 Cable
**(B)** PU VW-1 Cable

(■) : Cable Length
From 1M to 99M
EX. **(01)** = 1M

> For Field Installable
**(001), (002), (003)**.....
For Different Versions

【Note】Design and specification are subject to change without notice.

# Ordering Information | M12

**IP 65 . 67 . 68**

Receptacle | Unmated
Overmolded with Cable | Mated
Field Installable | Mated

1 - 2 - 3 - 4 - 5 - 6 - 7 - 8 - 9 - 10

**Specification / Size**

> A-Coded
**(M12A)** M12 A-Coded
**(MSAP)** M12 A-Coded, Plastic
**(MSAS)** M12 A-Coded, Shielded
> B-Coded
**(M12B)** M12 B-Coded
**(MSBP)** M12 B-Coded, Plastic
**(MSBS)** M12 B-Coded, Shielded
> D-Coded
**(M12D)** M12 D-Coded
**(MSDP)** M12 D-Coded, Plastic
**(MSDS)** M12 D-Coded, Shielded

> S-Coded
**(M12S)** M12 S-Coded
**(MSSP)** M12 S-Coded, Plastic
> T-Coded
**(M12T)** M12 T-Coded
**(MSTP)** M12 T-Coded, Plastic
> X-Coded
**(MSXS)** M12 X-Coded, Shielded
> I-Style
**(M12I)** M12 I-Style
**(MSIP)** M12 I-Style, Plast

**Number of Contacts**

02, 03....,14...Contacts
e.g. **(02)** = 2 Contacts

**Connector Body (Style)**

> For Receptacle
**(P)** Panel

> For Overmolded with Cable
**(A)** With Strain Relief
**(B)** Without Strain Relief

> For Field installable
**(A)** With Strain Relief
**(B)** Without Strain Relief

**Connector (Housing) Gender**

**(M)** Male Connector
**(F)** Female Connector

**Contact Gender**

**(M)** Male
**(F)** Female
**(I)** I style (Male+Female)

**Assemble Style**

> For Receptacle
**(S)** Solder Type
**(P)** 180° PCB Type
**(R)** 90° PCB Type
**(C)** Crimp Type

> For Field Installable
**(A)** Solder Type (10&12 pins are available as standard product. Other pins are available upon request)
**(B)** Screw Type
**(C)** Crimp Type
**(D)** IDC Type

> For Overmolded with Cable
**(M)** Overmolded with Cable

**Mating Style**

**(S)** Screw Thread
**(Q)** Quick

**Backshell**

> For Receptacle
**(C)** Circular, Rear Fastened
**(F)** Hexagonal, Front Fastened
**(H)** Hexagonal, Rear Fastened
**(N)** Square, Rear Fastened with Nut
**(W)** Square, Front Fastened with Screw

> For Overmolded with Cable
**(L)** Straight
**(R)** Right Angle

> For Field Installable
**(L)** Straight
**(R)** Right Angle

**Waterproof Rating**

**(5)** IP65 (Quick Type)
**(7)** IP 67
**(8)** IP 68

**Cable information**

> For Receptacle
**(001)** PG9
**(002)** M16
**(003)** M12

> For Receptacle with Wire Harness
(□)+(■) : Wire Type + Wire Length
e.g. **(B15)** = UL1061 + 150mm

(□) : Wire Type
**(B)** UL1061 (For M12-PG9)
**(C)** UL1061 (For M12-M16

(■) : Cable Length
**(15)** 150mm
**(30)** 300mm
**(50)** 500mm
**(A0)** 1000
**(A5)** 1500

> For Overmolded with Cable
(□)+(■) : Cable Type + Cable Length
e.g. **(A01)** = PVC UL2517 Yellow Cable + 1M

(□) : Cable Type
**(A)** PVC UL2517 Yellow Cable
**(B)** PU UL20549 Cable
**(C)** CAN Cable
**(D)** PVC UL2517 Black Cable
**(E)** CAT5e Cable(2Pair/4Pair)
**(F)** F-PVC UL2095 Black Cable
**(G)** PVC UL 21996, Balck, round cable
**(H)** PVC UL 21996, Balck, oval cable
**(S)** AC 630V Cable
**(T)** DC 60V Cable
**(X)** CAT6$_A$ Cable

(■) : Cable Length
From 1M to 99M
EX. **(01)** = 1M

> For Field Installable
**(001)**, **(002)**, **(003)**.....
For Different Versions

# Ordering Information | Passive Distribution Box

1 - 2 - 3 - 4 - 5 - 6 - 7 - 8 - 9 - 10

**Specification / Size**

> With M8 Connectors
**(DB8)** M8 Connector

> With M12 Connectors
**(DB12)** M12 Sensor Connector

**Number of Contacts**
02, 03....,14...Contacts
e.g. **(02)** = 2 Contacts

**Code**
**(A)** A Code
**(B)** B Code
**(C)** C Code

**Ports**
**(4)** 4 Ports
**(6)** 6 Ports
**(8)** 8 Ports
**(10)** 10 Ports (For M8 Connectors Only)

**Homerun Connector**
**(M8)** M8 Connector
**(M12)** M12 Connector
**(M16)** M16 Connector
**(M23)** M23 Connector
**(TBK)** Terminal Block
**(CAB)** Cable

**Signal Output**
**(0)** None
**(S)** Single
**(D)** Dual

**Switching Output**
**(0)** None
**(S)** Single
**(D)** Dual

**Mating Style**
**(L)** Lock
**(S)** Screw
**(Q)** Quick

**Waterproof Rating**
**(5)** IP 65 (Quick Type)
**(6)** IP 66
**(7)** IP 67
**(8)** IP 68

**For More Information**

> Without Cable
**(001), (002), (003).....**
For Different Versions

> With Cable
(□)+(■) : Cable Type + Cable Length
e.g. **(A01)** = PVC UL2517 Cable + 1M

(□) : Cable Type
**(A)** PVC UL2517 Cable
**(B)** PU 20549 Cable
**(C)** Hi-Flex Cable
**(D)** DeviceNet / NMEA
**(E)** Ethernet
**(F)** ProfiBus
**(P)** ProfiNet

(■) : Cable Length
From 1M to 99M
e.g. **(01)** = 1M

**IP 65 . 67 . 68**

Receptacle | Unmated
Overmolded with Cable | Mated
Field Installable | Mated

# Physical Dimension

## Receptacle

### Panel Cut-Out

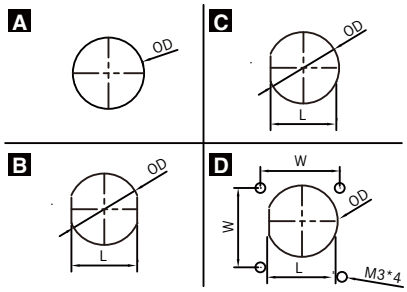


| Size \ Dimension | | Type | L / W | OD | Type | L / W | OD |
|---|---|---|---|---|---|---|---|
| Size | Thread Description | Female | | | Male | | |
| M105 | M10.5 X 0.75 | - | - | - | A | - | 10.9 |
| M8 | M8 X 1.0 | B | 7.1 | 8.1 | B | 7.1 | 8.1 |
| | | - | - | - | A | - | 8.1 |
| M12 | M12 X 1.0 - PG9 | B | 13.6 | 15.4 | B | 13.6 | 15.4 |
| | M12 X 1.0 - M16.0 X 1.5 | B | 13.6 | 16.1 | B | 13.6 | 16.1 |
| | M12.0 X 1.0 | B | 10.5 | 12.2 | B | 10.5 | 12.2 |
| HDSC* | M22 X 1.0 | - | - | - | C | 19.2 | 20.2 |
| | | - | - | - | D | 19.2 / 23.0 | 20.2 |
| M23 | M23 X 1.0 | - | - | - | C | 24.4 | 25.1 |

*HDSC: Heavy Duty Shielded Connector

### Connector Dimension

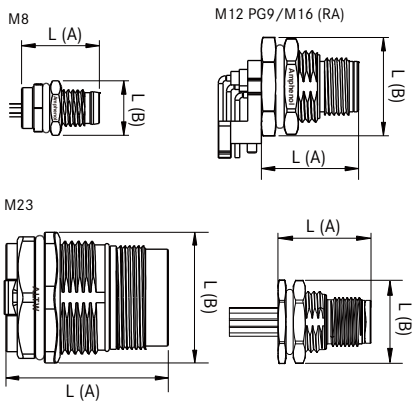


| Series | | Receptacle | | | | | Panel Thickness | |
|---|---|---|---|---|---|---|---|---|
| Conn. Gender | | Type | Female | | Male | | | |
| | | | L (A) | L (B) | L (A) | L (B) | Front Fastened | Rear Fastened |
| M8 | | Straight | 18.0 | 13.8 | 16.4 | 11.5 | 3.0 mm Max. | 3.5 mm Max. |
| M105 | | Straight | - | - | 18.0 | 15.0 | - | 6.0 mm Max. |
| M12 | PG9/ M16 | Straight | 20.0 | 20.6 | 23.0 | 20.6 | 4.5mm Max.<br>4.0mm Max.(Plastic) | 4.5mm Max. |
| | | Right Angle | 20.0 | 20.8 | 20.5 | 20.8 | | |
| | M12* 1.0 | Right Angle | 16.9 | 15.0 | 16.2 | 15.0 | 3.0mm Max. | |
| HDSC* | | Straight | - | - | 23.5 | 29.0 | 9.0mm Min. | 5.0 mm Max. |
| M23 | | Straight | - | - | 36.0 | 29.0 | 6.0 mm Max. | - |

*HDSC: Heavy Duty Shielded Connector

## Overmolded with Cable

M8

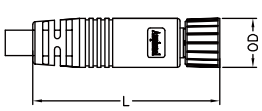


* Screw thread type

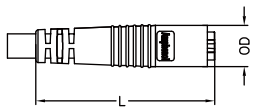


* Snap-In type

M10.5

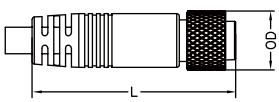


| Size \ Dimension | | L | | OD | |
|---|---|---|---|---|---|
| Size | Type | Female | Male | Female | Male |
| M8 | Screw Thread M8 X 1.0 | 38.1 | 42.7 | 10.1 | 10.5 |
| M8 | Snap-In M8 X 1.0 | 36.5 | - | 8.4 | - |
| M105 | Screw Thread M10.5 X 0.75 | 37.2 | - | 12.0 | - |

【Note】Design and specification are subject to change without notice.

M8

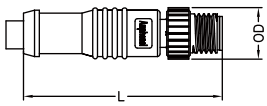


M10.5

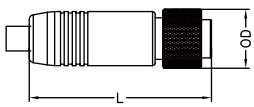


M12

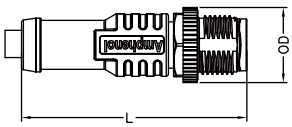


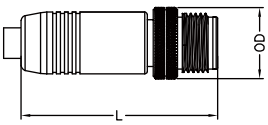


| Size \ Dimension | | L | | OD | |
|---|---|---|---|---|---|
| Size | Type | Female | Male | Female | Male |
| M8 | Screw Thread M8 X 1.0 | 36.0 | 40.5 | 10.1 | 10.5 |
| M10.5 | Screw Thread M10.5 X 0.75 | 37.2 | - | 12.0 | - |
| M12 | Screw Thread M12.0 X 1.0 | 37.2 | - | 12.0 | - |
| M12 Shielded | Screw Thread M12.0 X 1.0 | 39.2 | 40.1 | 14.5 | 14.5 |

M8

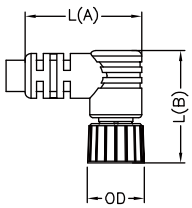


M10.5

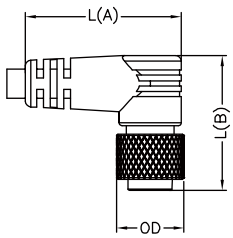


| Size \ Dimension | | L [A] | | L [B] | | OD | |
|---|---|---|---|---|---|---|---|
| Size | Thread Description | Female | Male | Female | Male | Female | Male |
| M8 | M8 X 1.0 | 24.0 | - | 24.0 | - | 12.0 | - |
| M10.5 | Screw Thread M10.5 X 0.75 | 20.7 | 20.7 | 20.0 | 25.5 | 10.1 | 10.5 |

M8

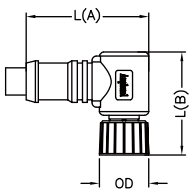


M10.5

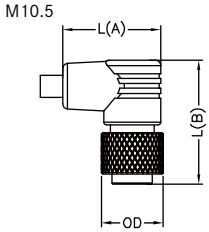


| Size \ Dimension | | L [A] | | L [B] | | OD | |
|---|---|---|---|---|---|---|---|
| Size | Thread Description | Female | Male | Female | Male | Female | Male |
| M8 | M8 X 1.0 | 24.0 | - | 24.0 | - | 12.0 | - |
| M10.5 | Screw Thread M10.5 X 0.75 | 20.7 | 20.7 | 20.0 | 25.5 | 10.1 | 10.5 |

M12

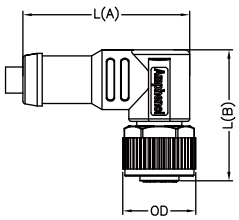

# IP 65 . 67 . 68

Receptacle | Unmated
Overmolded with Cable | Mated
Field Installable | Mated

## Field Installable

M8

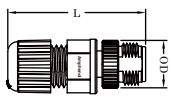


M12

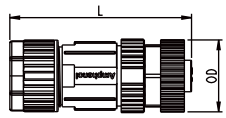


HDSC

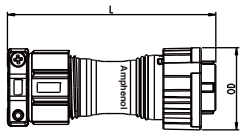


M23

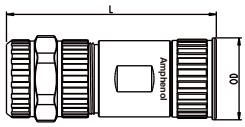


| Size / Dimension | | Pin Type | L | | OD | |
|---|---|---|---|---|---|---|
| Size | Thread Description | | Female | Male | Female | Male |
| M8 | M8 X 1.0 | Screw In | 55.4 | 59.1 | 16.7 | 16.7 |
| M12 Metal Nut | M12 X 1.0 | Solder | 40.5 | 41.8 | 14.5 | 14.4 |
| | | Screw | 47.0 | 51.0 | 18.6 | 20.1 |
| | | IDC | 47.0 | 51.0 | 18.6 | 20.1 |
| M12 Plastic | M12 X 1.0 | Solder | 61.3 | 61.3 | 20.8 | 20.8 |
| | | Screw | 47.0 | 51.0 | 18.6 | 20.1 |
| | | IDC | 47.0 | 51.0 | 18.6 | 20.1 |
| M12 Shielded | M12 X 1.0 | Solder | 52.0 | 55.0 | 18.6 | 20.1 |
| | | Screw | 52.0 | 55.0 | 18.6 | 20.1 |
| | | IDC | 52.0 | 55.0 | 18.6 | 20.1 |
| HDSC* | M22 X 1.0 | - | 72.5 | - | 27.7 | - |
| M23 | M23 X 1.0 | - | 73.0 | - | 28.5 | - |

*HDSC: Heavy Duty Shielded Connector

M12

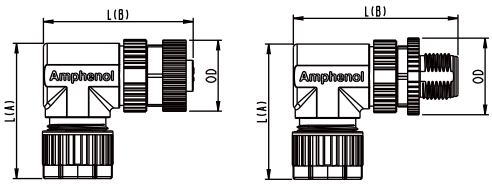


| Size / Dimension | | Pin Type | L [A] | | L [B] | | OD | |
|---|---|---|---|---|---|---|---|---|
| Size | Thread Description | | Female | Male | Female | Male | Female | Male |
| M12 | M12.0 X 1.0 | Screw In | 38.9 | 38.9 | 52.3 | 52.3 | 20.8 | 20.8 |
| M12 Plastic | | | 38.9 | 38.9 | 52.3 | 52.3 | 20.8 | 20.8 |

Dimensions are shown in millimeters

-

【Note】Design and specification are subject to change without notice.

## Passive Distribution Box

M8

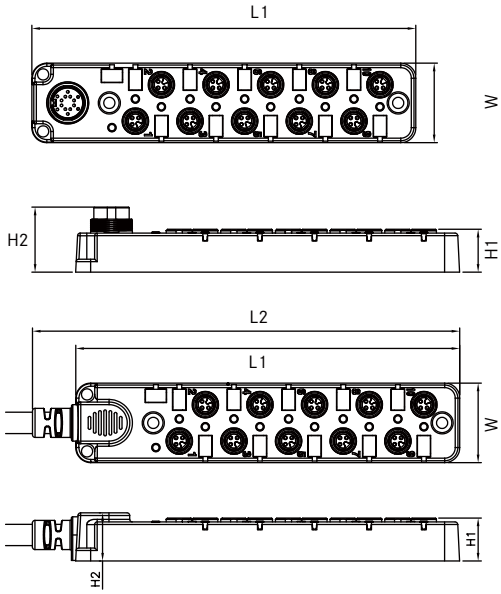


| Size \ Dimension | | Pin Type | L | | OD | |
|---|---|---|---|---|---|---|
| Size | Thread Description | | Female | Male | Female | Male |
| M8 | M8 X 1.0 | Screw In | 55.4 | 59.1 | 16.7 | 16.7 |
| M12 Metal Nut | M12 X 1.0 | Solder | 40.5 | 41.8 | 14.5 | 14.4 |
| | | Screw | 47.0 | 51.0 | 18.6 | 20.1 |
| | | IDC | 47.0 | 51.0 | 18.6 | 20.1 |
| M12 Plastic | M12 X 1.0 | Solder | 61.3 | 61.3 | 20.8 | 20.8 |
| | | Screw | 47.0 | 51.0 | 18.6 | 20.1 |
| | | IDC | 47.0 | 51.0 | 18.6 | 20.1 |
| M12 Shielded | M12 X 1.0 | Solder | 52.0 | 55.0 | 18.6 | 20.1 |
| | | Screw | 52.0 | 55.0 | 18.6 | 20.1 |
| | | IDC | 52.0 | 55.0 | 18.6 | 20.1 |
| HDSC* | M22 X 1.0 | - | 72.5 | - | 27.7 | - |
| M23 | M23 X 1.0 | - | 73.0 | - | 28.5 | - |

Unit: mm

## Passive Distribution Box

M12

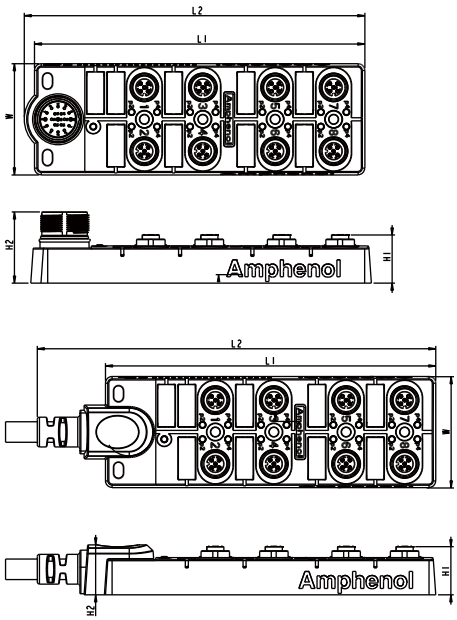


| | | M12 | | | | |
|---|---|---|---|---|---|---|
| | | L1 | L2 | H1 | H2 | W |
| 4 Port | With Cable | 97.3 | 129.4 | 22.9 | 23.5 | 52.3 |
| | Without Cable | 97.3 | 102.1 | 22.9 | 33.5 | 52.3 |
| 8 Port | With Cable | 155.3 | 187.4 | 22.9 | 23.5 | 52.3 |
| | Without Cable | 155.3 | 160.1 | 22.9 | 33.5 | 52.3 |
| Note | | Cable length is available from 01~99m. | | | | |

Unit: mm

**IP 65 . 67 . 68**

Receptacle | Unmated
Overmolded with Cable | Mated
Field Installable | Mated

# Contact Configuration

| ⊖ 1.5A ● 2A ○ 3A ▲ 4A △ 5A ■ 10A ▬ 12A ◇ 20A ◐ 28A | G8 | | M8 | M10.5 | M12 A Code | | | M12 B Code | M12 D Code | M12 I Code | M12 S Code |
|---|---|---|---|---|---|---|---|---|---|---|---|
| | 1.5A | 3A | 3A | 2A | 1.5A | 2A | 4A | 4A | 4A | 4A | 12A |
| | MM or FF | MM or FF | MM or FF | MF or FM | MM or FF | MM or FF | MM or FF | MM or FF | MM or FF | MF or FM | MM or FF |
| 2Pin (02) | | R C F | | R C | | | | | | | |
| 3Pin (03) | | R C F | R C F | R C | | | R C F | R C F | R C F | | |
| 4Pin (04) | | R C F | R C F | R C | | | R C F | R C F | R C F | | R F |
| 5Pin (05) | R C F | | | R C | | | R C F | R C F | R C F | R C F | |
| 6Pin (06) | R C F | | | | | R C F | | | | | |
| 7Pin (07) | | | | | | | | | | | |
| 8Pin (08) | | | | | | R C F | | | | | |
| 10Pin (10) | | | | | R C F | | | | | | |
| 12Pin (12) | | | | | R C F | | | | | | |
| 14Pin (14) | | | | | | | | | | | |

**More to know:**

No. of Poles & Contact Configuration (Connection side view)

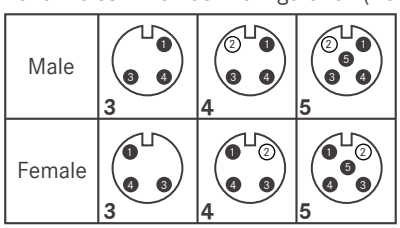


Color Identification:
1 = Brown, 2 = White, 3 = Blue, 4 = Black, 5 = Gray

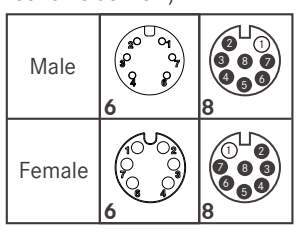


Color Identification:
1 = White, 2 = Brown, 3 = Green, 4 = Yellow,
5 = Gray, 6 = Pink, 7 = Blue, 8 = Red

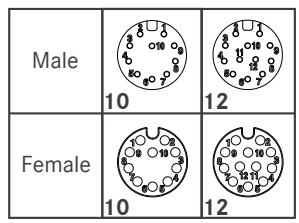


Color Identification:
1 = White, 2 = Brown, 3 = Green, 4 = Yellow,
5 = Gray, 6 = Pink, 7 = Blue, 8 = Red, 9 = Black,
10 = Violet, 11 = Gray/Pink, 12 = Red/Blue

| M12 T Code | M12 X Code | HDSC | | | M23 | |
|---|---|---|---|---|---|---|
| 12A | 0.5A | 5A | 10A | 20A | 28A | |
| MM or FF | MM or FF | MF or FM | MF or FM | MF or FM | MM or FF | MF or FM |
| | | | | R F | | |
| | | | | R F | | |
| R F | | | R F | | | |
| | | | R F | | | |
| | | | | | R F | R F |
| | | | R F | | | |
| | R C | | | | | |
| | | R F | | | | |
| | | R F | | | | |
| | | R F | | | | |

**More to know:**

A-Code B-Code D-Code I-Style S-Code T-Code X-Code

**R:** Receptacle
**C:** Overmolded with Cable
**F:** Field Installable

- ◆ 0.5A **(M12X)**
- ⊖ 1.5A **(M8/M12A)**
- ● 2A **(M10.5/M12A)**
- ○ 3A **(M8)**
- ▲ 4A **(M8/M12A/M12B/M12D M12 I Style)**
- △ 5A **(HDSC)**
- ■ 10A **(HDSC)**
- ⬓ 12A **(M12S/M12T)**
- ◇ 20A **(HDSC)**
- ◑ 28A **(M23)**

**Contact Number:**

e.g.2 contacts **(02)**

**Connector (Housing) Gender:**

Male**(M)** or Female**(F)**

**Contact Gender:**

Male**(M)** or Female**(F)**
Male + Female **(I)**

**More to Choose:**

- Solder **(S)**
  - Solder Cup

- PCB Type
  - 90° PCB **(R)**
  - 180° PCB **(P)**

- Screw Type

- IDC Type

【Note】Design and specification are subject to change without notice.

# Product Features

**IP 65 . 67 . 68**

Receptacle | Unmated
Overmolded with Cable | Mated
Field Installable | Mated

## Receptacle

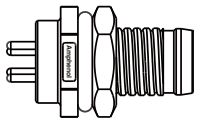

### Mating Style 7

Screw Thread **(S)**

### Backshell 8

Circular **(C)**

Hexagonal **(H)(F)**

Square **(N)(W)**

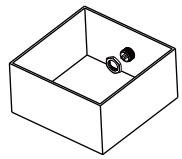

Rear Fastened

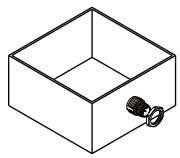

Front Fastened **(P)**

## Overmolded with Cable

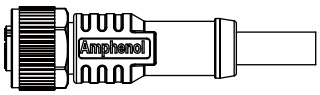

### Mating Style 7

Screw Thread **(S)**
(For M12)

Quick **(Q)**
(For M8)

### Backshell 8

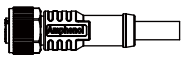

Straight
**(L)**

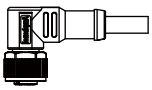

Right Angle
**(R)**

### Connector Body(Style) 3

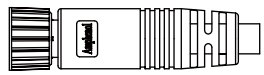

With Strain Relief **(A)**

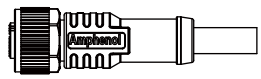

Without Strain Relief **(B)**

## Field Installable

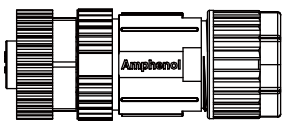

### Mating Style 7

Screw Thread **(S)**

### Backshell 8

Straight **(L)**

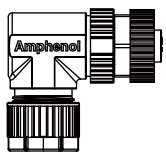

Right Angle **(R)**

### Connector Body(Style) 3

Without Strain Relief **(B)**

# Find Our Standard Products

## ⇲ M8 (Shielded) > Receptacle > Male Connector

| 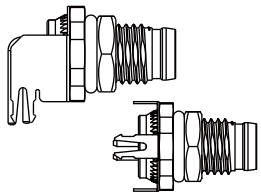 Front Fastened<br>Backshell: Hexagonal | 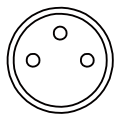 | 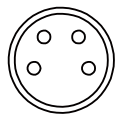 |
|---|---|---|
| Type | 3A/60V | 3A/30V |
| PCB Pin (180°) | M8S-03PMMP-SF8001 | M8S-04PMMP-SF8001 |
| PCB Pin (90°) | M8S-03PMMR-SF8001 | M8S-04PMMR-SF8001 |

## ⇲ M8 (Shielded) > Receptacle > Female Connector

| 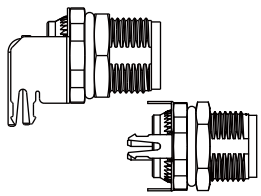 Front Fastened<br>Backshell: Hexagonal | 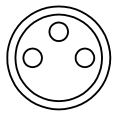 | |
|---|---|---|
| Type | 3A/60V | 3A/30V |
| PCB Pin (180°) | M8S-03PFFP-SF8001 | M8S-04PFFP-SF8001 |
| PCB Pin (90°) | M8S-03PFFR-SF8001 | M8S-04PFFR-SF8001 |

【Note】Design and specification are subject to change without notice.

**IP 65 . 67 . 68**

Receptacle | Unmated
Overmolded with Cable | Mated
Field Installable | Mated

## M8 (Metal Nut) > Receptacle > Male Connector

| 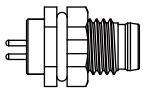 Front Fastened 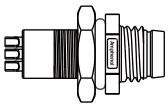 Rear Fastened Backshell: Hexagonal | 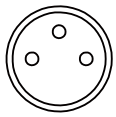 | 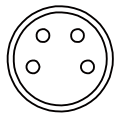 |
|---|---|---|
| Type | 3A/60V | 3A/30V |
| PCB Pin (180°) | 8-03PMMP-SF7001 | 8-04PMMP-SF7001 |
| | 8-03PMMP-SF7002 | 8-04PMMP-SF7002 |
| Solder Pin (180°) | 8-03PMMS-S8 7001 | 8-04PMMS-S8 7001 |
| | 8-03PMMS-S8 7002 | 8-04PMMS-S8 7002 |

8 Front Fastened **(F)** or Rear Fastened **(H)**

## M8 (Metal Nut) > Receptacle > Female Connector

| 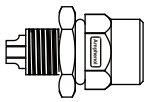 Rear Fastened Backshell: Hexagonal | 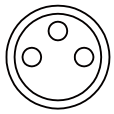 | |
|---|---|---|
| Type | 3A/60V | 3A/30V |
| Solder Pin (180°) | 8-03PFFS-SH7001 | 8-04PFFS-SH7001 |
| | 8-03PFFS-SH7002 | 8-04PFFS-SH7002 |

## ↘ M8 (Metal Nut) > Receptacle with Wires > Male Connector

| 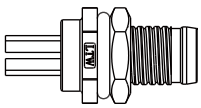 Front Fastened 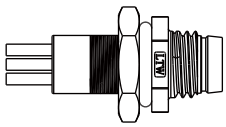 Rear Fastened Backshell: Hexagonal | 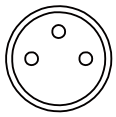 | 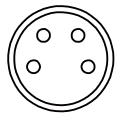 |
|---|---|---|
| Wire Length (UL1007)* | 3A/60V | 3A/30V |
| 150mm | 8-03PMMS-S8 7A15 | 8-04PMMS-S8 7A15 |
| 300mm | 8-03PMMS-S8 7A30 | 8-04PMMS-S8 7A30 |
| 500mm | 8-03PMMS-S8 7A50 | 8-04PMMS-S8 7A50 |
| 1000mm | 8-03PMMS-S8 7AA0 | 8-04PMMS-S8 7AA0 |
| 1500mm | 8-03PMMS-S8 7AA5 | 8-04PMMS-S8 7AA5 |

8 Front Fastened **(F)** or Rear Fastened **(H)**

## ↘ M8 (Metal Nut) > Receptacle with Wires > Female Connector

| 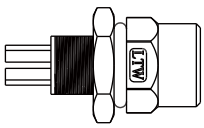 Rear Fastened Backshell: Hexagonal | 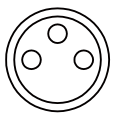 | 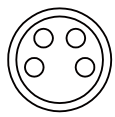 |
|---|---|---|
| Wire Length (UL1007)* | 3A/60V | 3A/30V |
| 150mm | 8-03PFFS-SH7A15 | 8-04PFFS-SH7A15 |
| 300mm | 8-03PFFS-SH7A30 | 8-04PFFS-SH7A30 |
| 500mm | 8-03PFFS-SH7A50 | 8-04PFFS-SH7A50 |
| 1000mm | 8-03PFFS-SH7AA0 | 8-04PFFS-SH7AA0 |
| 1500mm | 8-03PFFS-SH7AA5 | 8-04PFFS-SH7AA5 |

**IP 65 . 67 . 68**

Receptacle | Unmated
Overmolded with Cable | Mated
Field Installable | Mated

## M8 (Metal Nut) > Overmolded with Cable > Male Connector

| 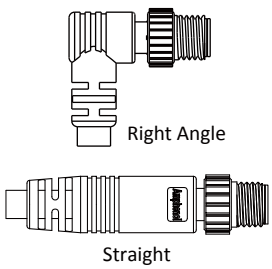  | 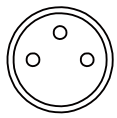 | 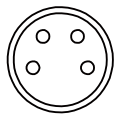 |
|---|---|---|
| Type | 3A/60V | 3A/30V |
| With Strain Relief | 8-03AMMM-S 8 7XXX* | 8-04AMMM-S 8 7XXX* |
| Without Strain Relief | 8-03BMMM-S 8 7XXX* | 8-04BMMM-S 8 7XXX* |

8 Right Angle **(R)** or Straight **(L)**
* XXX: Choose the cable type and length:
- PVC: 1M **(A01)** / 2M **(A02)** / 5M **(A05)** / 10M **(A10)**
- PU: 1M **(B01)** / 2M **(B02)** / 5M **(B05)** / 10M **(B10)**

## M8 (Metal Nut) > Overmolded with Cable > Female Connector

| 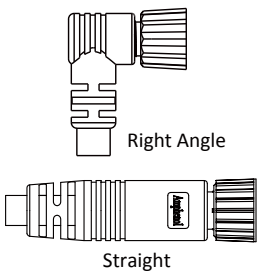  | 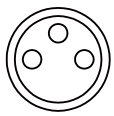 | 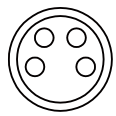 |
|---|---|---|
| Type | 3A/60V | 3A/30V |
| With Strain Relief | 8-03AFFM-S 8 7XXX* | 8-04AFFM-S 8 7XXX* |
| Without Strain Relief | 8-03BFFM-S 8 7XXX* | 8-04BFFM-S 8 7XXX* |

8 Right Angle **(R)** or Straight **(L)**
* XXX: Choose the cable type and length:
- PVC: 1M **(A01)** / 2M **(A02)** / 5M **(A05)** / 10M **(A10)**
- PU: 1M **(B01)** / 2M **(B02)** / 5M **(B05)** / 10M **(B10)**

## M8 (Plastic) > Receptacle > Male Connector

| 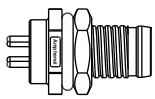 Front Fastened<br>Backshell: Hexagonal | 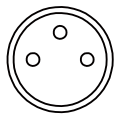 | 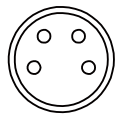 |
|---|---|---|
| Type | 3A/60V | 3A/30V |
| PCB Pin (180°) | 8P-03PMMP-SF7001 | 8P-03PMMP-SF7001 |
| Solder Pin (180°) | 8P-03PMMS-SF7001 | 8P-03PMMS-SF7001 |

## M8 (Plastic) > Overmolded with Cable > Male Connector

| 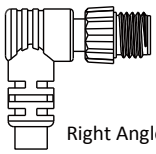 Right Angle<br> 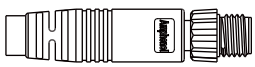 Straight | 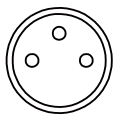 | 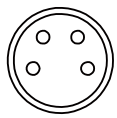 |
|---|---|---|
| Type | 3A/60V | 3A/30V |
| With Strain Relief | 8P-03AMMM-S 8 7XXX* | 8P-04AMMM-S 8 7XXX* |
| Without Strain Relief | 8P-03BMMM-S 8 7XXX* | 8P-04BMMM-S 8 7XXX* |

8 Right Angle **(R)** or Straight **(L)**

* XXX: Choose the cable type and length:
- PVC: 1M **(A01)** / 2M **(A02)** / 5M **(A05)** / 10M **(A10)**
- PU: 1M **(B01)** / 2M **(B02)** / 5M **(B05)** / 10M **(B10)**

## M8 (Plastic) > Overmolded with Cable > Female Connector

| 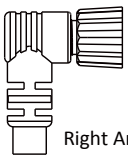 Right Angle<br> 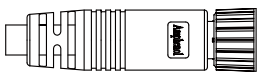 Straight | 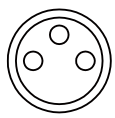 | 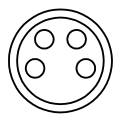 |
|---|---|---|
| Type | 3A/60V | 3A/30V |
| With Strain Relief | 8P-03AFFM-S 8 7XXX* | 8P-04AFFM-S 8 7XXX* |
| Without Strain Relief | 8P-03BFFM-S 8 7XXX* | 8P-04BFFM-S 8 7XXX* |

8 Right Angle **(R)** or Straight **(L)**

* XXX: Choose the cable type and length:
- PVC: 1M **(A01)** / 2M **(A02)** / 5M **(A05)** / 10M **(A10)**
- PU: 1M **(B01)** / 2M **(B02)** / 5M **(B05)** / 10M **(B10)**

【Note】Design and specification are subject to change without notice.

**IP 65 . 67 . 68**

Receptacle | Unmated
Overmolded with Cable | Mated
Field Installable | Mated

## M8 (Plastic) > Overmolded with Cable > Female Connector

| 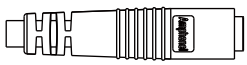 Straight | 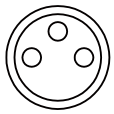 | |
|---|---|---|
| Type | 3A/60V | 3A/30V |
| With Strain Relief | 8P-03AFFM-QL5XXX* | 8P-04AFFM-QL5XXX* |

* XXX: Choose the cable type and length:
- PVC: 1M **(A01)** / 2M **(A02)** / 5M **(A05)** / 10M **(A10)**
- PU: 1M **(B01)** / 2M **(B02)** / 5M **(B05)** / 10M **(B10)**

## M8 (Plastic) > Field Installable > Male Connector > Straight

| 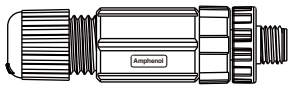 | | 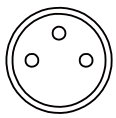 | 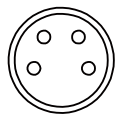 |
|---|---|---|---|
| Type | Contact Type | 3A/60V | 3A/30V |
| Without Strain Relief | Screw-in | 8P-03BMMB-SL7001 | 8P-04BMMB-SL7001 |

## M8 (Plastic) > Field Installable > Female Connector > Straight

| 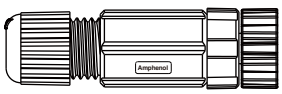 | | 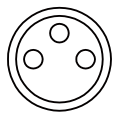 | 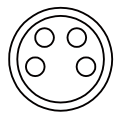 |
|---|---|---|---|
| Type | Contact Type | 3A/60V | 3A/30V |
| Without Strain Relief | Screw-in | 8P-03BFFB-SL7001 | 8P-04BFFB-SL7001 |

## ⇲ Guided M8, G8 (Shielded)> Receptacle > Male Connector

| 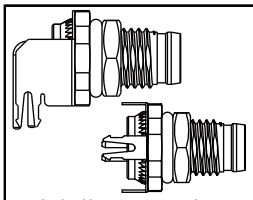 Backshell: Hexagonal | | | 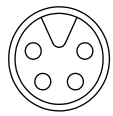 | 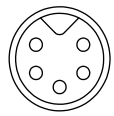 |
|---|---|---|---|---|
| Type | 3A/60V | 3A/60V | 3A/30V | 1.5A/30V |
| PCB Pin (180°) | M8AS-02PMMP-SF8001 | M8AS-03PMMP-SF8001 | M8AS-04PMMP-SF8001 | M8AS-05PMMP-SF8001 |
| PCB Pin (90°) | M8AS-02PMMR-SF8001 | M8AS-03PMMR-SF8001 | M8AS-04PMMR-SF8001 | M8AS-05PMMR-SF8001 |

| 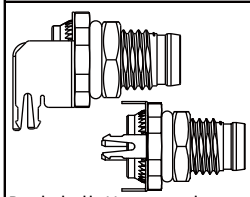 Backshell: Hexagonal | 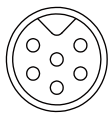 |
|---|---|
| Type | 1.5A/30V |
| PCB Pin (180°) | M8AS-06PMMP-SF8001 |
| PCB Pin (90°) | M8AS-06PMMR-SF8001 |

## ⇲ Guided M8, G8 (Shielded) > Receptacle > Female Connector

| 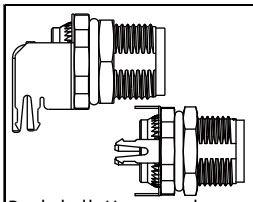 Backshell: Hexagonal | | | | 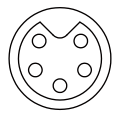 |
|---|---|---|---|---|
| Type | 3A/60V | 3A/60V | 3A/30V | 1.5A/30V |
| PCB Pin (180°) | M8AS-02PFFP-SF8001 | M8AS-03PFFP-SF8001 | M8AS-04PFFP-SF8001 | M8AS-05PFFP-SF8001 |
| PCB Pin (90°) | M8AS-02PFFR-SF8001 | M8AS-03PFFR-SF8001 | M8AS-04PFFR-SF8001 | M8AS-05PFFR-SF8001 |

| 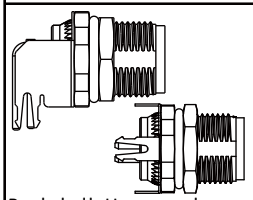 Backshell: Hexagonal | |
|---|---|
| Type | 1.5A/30V |
| PCB Pin (180°) | M8AS-06PFFP-SF8001 |
| PCB Pin (90°) | M8AS-06PFFR-SF8001 |

【Note】Design and specification are subject to change without notice.

# IP 65 . 67 . 68

Receptacle | Unmated
Overmolded with Cable | Mated
Field Installable | Mated

## Guided M8, G8 (Metal Nut) > Receptacle > Male Connector

| 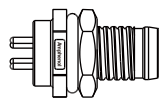 Front Fastened 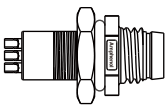 Rear Fastened Backshell: Hexagonal | | | | 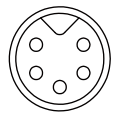 |
|---|---|---|---|---|
| Type | 3A/60V | 3A/60V | 3A/30V | 1.5A/30V |
| PCB Pin (180°) | 8A-02PMMP-SF7001 | 8A-03PMMP-SF7001 | 8A-04PMMP-SF7001 | 8A-05PMMP-SF7001 |
| Solder Pin | 8A-02PMMS-S8 7001 | 8A-03PMMS-S8 7001 | 8A-04PMMS-S8 7001 | 8A-05PMMS-S8 7001 |

| 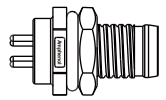 Front Fastened 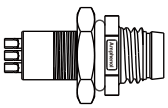 Rear Fastened Backshell: Hexagonal | 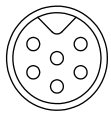 | Hybrid |
|---|---|---|
| Type | 1.5A/30V | 3A+1.5A/30V |
| PCB Pin (180°) | 8A-06PMMP-SF7001 | 8H-05PMMP-SF7001 |
| Solder Pin | 8A-06PMMS-S8 7001 | 8H-05PMMS-S8 7001 |

8 Front Fastened **(F)** or Rear Fastened **(H)**

## Guided M8, G8 (Metal Nut) > Receptacle > Female Connector

| 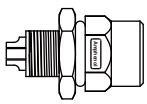 Rear Fastened Backshell: Hexagonal | | | | 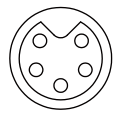 |
|---|---|---|---|---|
| Type | 3A/60V | 3A/60V | 3A/30V | 1.5A/30V |
| Solder Pin | 8A-02PFFS-SH7001 | 8A-03PFFS-SH7001 | 8A-04PFFS-SH7001 | 8A-05PFFS-SH7001 |

| 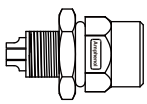 Rear Fastened Backshell: Hexagonal | | Hybrid |
|---|---|---|
| Type | 1.5A/30V | 3A+1.5A/30V |
| Solder Pin | 8A-06PFFS-SH7001 | 8H-05PFFS-SH7001 |

## ⇲ Guided M8, G8 (Metal Nut) > Overmolded with Cable > Male Connector

| 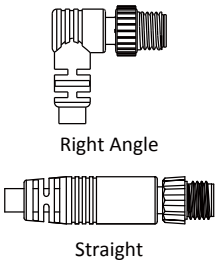 Right Angle / Straight | | | 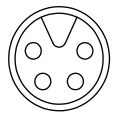 | 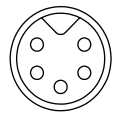 |
|---|---|---|---|---|
| Type | 3A/60V | 3A/60V | 3A/30V | 1.5A/30V |
| With Strain Relief | 8A-02AMMM-S8 7XXX* | 8A-03AMMM-S8 7XXX* | 8A-04AMMM-S8 7XXX* | 8A-05AMMM-S8 7XXX* |
| 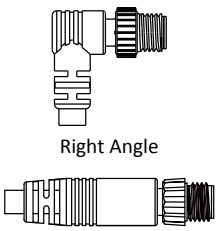 Right Angle / Straight | 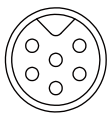 | Hybrid | | |
| Type | 1.5A/30V | 3A+1.5A/30V | | |
| With Strain Relief | 8A-06AMMM-S8 7XXX* | 8H-05AMMM-S8 7XXX* | | |

8 Right Angle **(R)** or Straight **(L)**
* XXX: Choose the cable type and length:
- PVC: 1M **(A01)** / 2M **(A02)** / 5M **(A05)** / 10M **(A10)**
- PU: 1M **(B01)** / 2M **(B02)** / 5M **(B05)** / 10M **(B10)**

## ⇲ Guided M8 (G8 / Metal Nut) > Overmolded with Cable > Female Connector

| 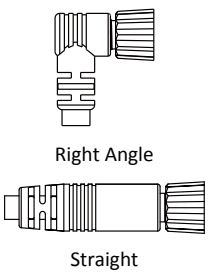 Right Angle / Straight | | | | 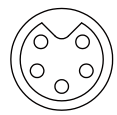 |
|---|---|---|---|---|
| Type | 3A/60V | 3A/60V | 3A/30V | 1.5A/30V |
| With Strain Relief | 8A-02AFFM-S8 7XXX* | 8A-03AFFM-S8 7XXX* | 8A-04AFFM-S8 7XXX* | 8A-05AFFM-S8 7XXX* |
| 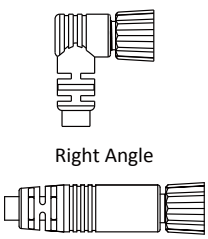 Right Angle / Straight | | Hybrid | | |
| Type | 1.5A/30V | 3A+1.5A/30V | | |
| With Strain Relief | 8A-06AFFM-S8 7XXX* | 8H-05AFFM-S8 7XXX* | | |

8 Right Angle **(R)** or Straight **(L)**
* XXX: Choose the cable type and length:
- PVC: 1M **(A01)** / 2M **(A02)** / 5M **(A05)** / 10M **(A10)**
- PU: 1M **(B01)** / 2M **(B02)** / 5M **(B05)** / 10M **(B10)**

【Note】Design and specification are subject to change without notice.

**IP 65 . 67 . 68**

Receptacle | Unmated
Overmolded with Cable | Mated
Field Installable | Mated

## Guided M8, G8 (Plastic) > Receptacle > Male Connector

| 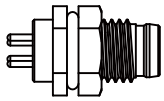 Front Fastened<br>Backshell: Hexagonal | | | 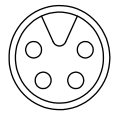 | 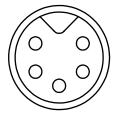 |
|---|---|---|---|---|
| Type | 3A/60V | 3A/60V | 3A/30V | 1.5A/30V |
| PCB Pin (180°) | 8AP-02PMMP-SF7001 | 8AP-03PMMP-SF7001 | 8AP-04PMMP-SF7001 | 8AP-05PMMP-SF7001 |
| Solder Pin | 8AP-02PMMS-SF7001 | 8AP-03PMMS-SF7001 | 8AP-04PMMS-SF7001 | 8AP-05PMMS-SF7001 |

| 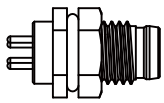 Front Fastened<br>Backshell: Hexagonal | 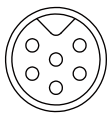 | Hybrid |
|---|---|---|
| Type | 1.5A/30V | 3A+1.5A/30V |
| PCB Pin (180°) | 8AP-06PMMP-SF7001 | 8HP-05PMMP-SF7001 |
| Solder Pin | 8AP-06PMMS-SF7001 | 8HP-05PMMS-SF7001 |

## Guided M8, G8 (Plastic) > Overmolded with Cable > Male Connector

| 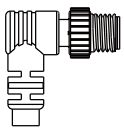 Right Angle<br> 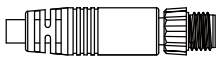 Straight | | | 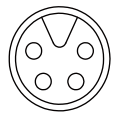 | 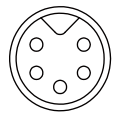 |
|---|---|---|---|---|
| Type | 3A/60V | 3A/60V | 3A/30V | 1.5A/30V |
| With Strain Relief | 8AP-02AMMM-S8 7XXX* | 8AP-03AMMM-S8 7XXX* | 8AP-04AMMM-S8 7XXX* | 8AP-05AMMM-S8 7XXX* |

| 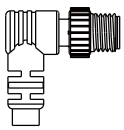 Right Angle<br> 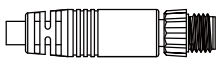 Straight | | Hybrid |
|---|---|---|
| Type | 1.5A/30V | 3A+1.5A/30V |
| With Strain Relief | 8AP-06AMMM-S8 7XXX* | 8HP-05AMMM-S8 7XXX* |

8 Right Angle **(R)** or Straight **(L)**
* XXX: Choose the cable type and length:
- PVC: 1M **(A01)** / 2M **(A02)** / 5M **(A05)** / 10M **(A10)**
- PU: 1M **(B01)** / 2M **(B02)** / 5M **(B05)** / 10M **(B10)**

## ⇲ Guided M8, G8 (Plastic) > Overmolded with Cable > Female Connector

| 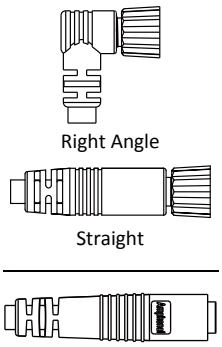 Right Angle / Straight / Snap-In | | | | 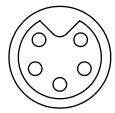 |
|---|---|---|---|---|
| Type | 3A/60V | 3A/60V | 3A/30V | 1.5A/30V |
| With Strain Relief | 8AP-02AFFM-S8 7XXX* | 8AP-03AFFM-S8 7XXX* | 8AP-04AFFM-S8 7XXX* | 8AP-05AFFM-S8 7XXX* |
| | 8AP-02AFFM-SL5XXX* | 8AP-03AFFM-SL5XXX* | 8AP-04AFFM-SL5XXX* | 8AP-05AFFM-SL5XXX* |

| 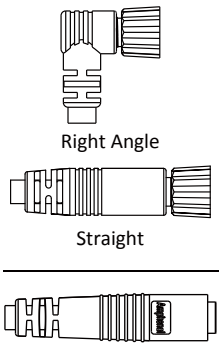 Right Angle / Straight / Snap-In | 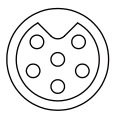 | Hybrid |
|---|---|---|
| Type | 1.5A/30V | 3A+1.5A/30V |
| With Strain Relief | 8AP-06AFFM-S8 7XXX* | 8HP-05AFFM-S8 7XXX* |
| | 8AP-06AFFM-SL5XXX* | 8HP-05AFFM-SL5XXX* |

8 Right Angle **(R)** or Straight **(L)**
* XXX: Choose the cable type and length:
- PVC: 1M **(A01)** / 2M **(A02)** / 5M **(A05)** / 10M **(A10)**
- PU: 1M **(B01)** / 2M **(B02)** / 5M **(B05)** / 10M **(B10)**

【Note】Design and specification are subject to change without notice.

# IP 65 . 67 . 68

Receptacle | Unmated
Overmolded with Cable | Mated
Field Installable | Mated

## ⇲ M10.5 (Metal) > Receptacle > Male Connector

| 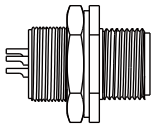 Rear Fastened<br>Backshell: Hexagonal<br>Backshell: Circular | 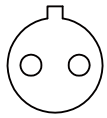 | 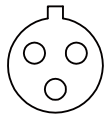 | 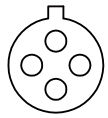 | 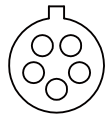 |
|---|---|---|---|---|
| Type | 2A/30V | 2A/30V | 2A/30V | 2A/30V |
| Backshell: Hexagonal<br>Solder Pin (180°) | 105-02PMFS-SH7001 | 105-03PMFS-SH7001 | 105-04PMFS-SH7001 | 105-05PMFS-SH7001 |
| Backshell: Circular<br>Solder Pin (180°) | 105-02PMFS-SC7001 | 105-03PMFS-SC7001 | 105-04PMFS-SC7001 | 105-05PMFS-SC7001 |

## ⇲ M10.5 (Metal) > Overmolded with Cable > Female Connector

| 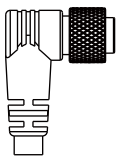 Right Angle<br> 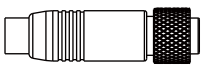 Straight | | | 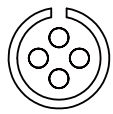 | 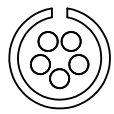 |
|---|---|---|---|---|
| Type | 2A/30V | 2A/30V | 2A/30V | 2A/30V |
| With Strain Relief | 105-02AFMM-S8 7AXXX* | 105-03AFMM-S8 7AXXX* | 105-04AFMM-S8 7AXXX* | 105-05AFMM-S8 7AXXX* |
| Without Strain Relief | 105-02BFMM-S8 7AXXX* | 105-03BFMM-S8 7AXXX* | 105-04BFMM-S8 7AXXX* | 105-05BFMM-S8 7AXXX* |

8 Right Angle **(R)** or Straight **(L)**
* XXX: Choose the cable type and length:
- PVC: 1M **(A01)** / 2M **(A02)** / 5M **(A05)** / 10M **(A10)**
- PU: 1M **(B01)** / 2M **(B02)** / 5M **(B05)** / 10M **(B10)**

## ⇲ M12 A-Coded (Shielded) > Receptacle > Male Connector

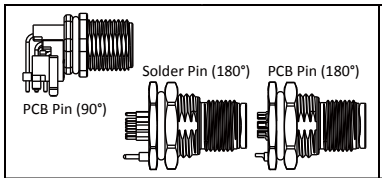


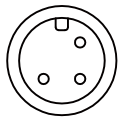
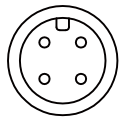
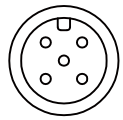
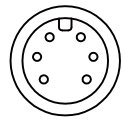

| Type | Mounting Thread | 4A/250V | 4A/250V | 4A/60V | 2A / 30V |
|---|---|---|---|---|---|
| PCB Pin (180°) | PG9 | MSAS-03PMMP-SF8001 | MSAS-04PMMP-SF8001 | MSAS-05PMMP-SF8001 | MSAS-06PMMP-SF8001 |
| | M16.0 | MSAS-03PMMP-SF8002 | MSAS-04PMMP-SF8002 | MSAS-05PMMP-SF8002 | MSAS-06PMMP-SF8002 |
| PCB Pin (90°) | M12 | MSAS-03PMMR-SF7003 | MSAS-04PMMR-SF7003 | MSAS-05PMMR-SF7003 | - |
| Solder Pin (180°) | PG9 | MSAS-03PMMS-SF8001 | MSAS-04PMMS-SF8001 | MSAS-05PMMS-SF8001 | MSAS-06PMMS-SF8001 |
| | M16.0 | MSAS-03PMMS-SF8002 | MSAS-04PMMS-SF8002 | MSAS-05PMMS-SF8002 | MSAS-06PMMS-SF8002 |

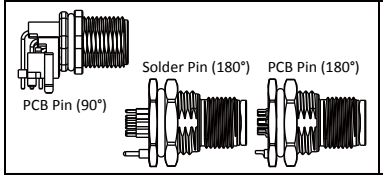


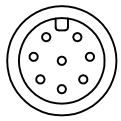
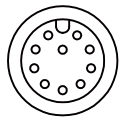
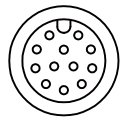

| Type | Mounting Thread | 2A / 30V | 1.5A / 30V | 1.5A / 30V |
|---|---|---|---|---|
| PCB Pin (180°) | PG9 | MSAS-08PMMP-SF8001 | MSAS-10PMMP-SF8001 | MSAS-12PMMP-SF8001 |
| | M16.0 | MSAS-08PMMP-SF8002 | MSAS-10PMMP-SF8002 | MSAS-12PMMP-SF8002 |
| PCB Pin (90°) | M12 | MSAS-08PMMR-SF7003 | - | - |
| Solder Pin (180°) | PG9 | MSAS-08PMMS-SF8001 | MSAS-10PMMS-SF8001 | MSAS-12PMMS-SF8001 |
| | M16.0 | MSAS-08PMMS-SF8002 | MSAS-10PMMS-SF8002 | MSAS-12PMMS-SF8002 |

## ⇲ M12 A-Coded (Shielded) > Receptacle > Female Connector

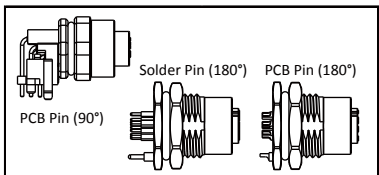


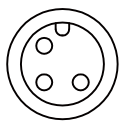
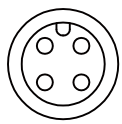
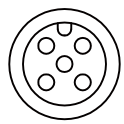
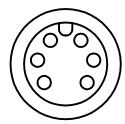

| Type | Mounting Thread | 4A/250V | 4A/250V | 4A/60V | 2A / 30V |
|---|---|---|---|---|---|
| PCB Pin (180°) | PG9 | MSAS-03PFFP-SF8001 | MSAS-04PFFP-SF8001 | MSAS-05PFFP-SF8001 | MSAS-06PFFP-SF8001 |
| | M16.0 | MSAS-03PFFP-SF8002 | MSAS-04PFFP-SF8002 | MSAS-05PFFP-SF8002 | MSAS-06PFFP-SF8002 |
| PCB Pin (90°) | M12 | MSAS-03PFFR-SF7003 | MSAS-04PFFR-SF7003 | MSAS-05PFFR-SF7003 | - |
| Solder Pin (180°) | PG9 | MSAS-03PFFS-SF8001 | MSAS-04PFFS-SF8001 | MSAS-05PFFS-SF8001 | MSAS-06PFFS-SF8001 |
| | M16.0 | MSAS-03PFFS-SF8002 | MSAS-04PFFS-SF8002 | MSAS-05PFFS-SF8002 | MSAS-06PFFS-SF8002 |

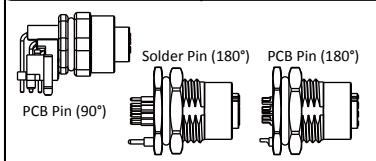


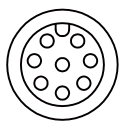
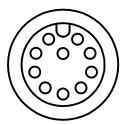
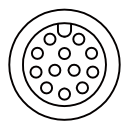

| Type | Mounting Thread | 2A / 30V | 1.5A / 30V | 1.5A / 30V |
|---|---|---|---|---|
| PCB Pin (180°) | PG9 | MSAS-08PFFP-SF8001 | MSAS-10PFFP-SF8001 | MSAS-12PFFP-SF8001 |
| | M16.0 | MSAS-08PFFP-SF8002 | MSAS-10PFFP-SF8002 | MSAS-12PFFP-SF8002 |
| PCB Pin (90°) | M12 | MSAS-08PFFR-SF7003 | - | - |
| Solder Pin (180°) | PG9 | MSAS-08PFFS-SF8001 | MSAS-10PFFS-SF8001 | MSAS-12PFFS-SF8001 |
| | M16.0 | MSAS-08PFFS-SF8002 | MSAS-10PFFS-SF8002 | MSAS-12PFFS-SF8002 |

【Note】Design and specification are subject to change without notice.

**IP 65 . 67 . 68**

Receptacle | Unmated
Overmolded with Cable | Mated
Field Installable | Mated

## ⇲ M12 A-Coded (Shielded) > Overmolded with Cable > Male Connector

| 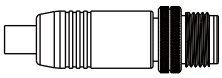 Straight | 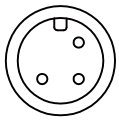 | 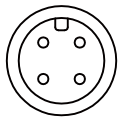 | 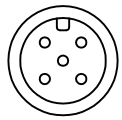 | 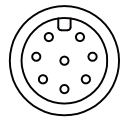 |
|---|---|---|---|---|
| Type | 4A/250V | 4A/250V | 4A/60V | 2A / 30V |
| Without Strain Relief | MSAS-03BMMM-SL7XXX* | MSAS-04BMMM-SL7XXX* | MSAS-05BMMM-SL7XXX* | MSAS-08BMMM-SL7XXX* |

* XXX: Choose the cable type and length:
- PVC: 1M **(A01)** / 2M **(A02)** / 5M **(A05)** / 10M **(A10)**
- PU: 1M **(B01)** / 2M **(B02)** / 5M **(B05)** / 10M **(B10)**

## ⇲ M12 A-Coded (Shielded) > Overmolded with Cable > Female Connector

| 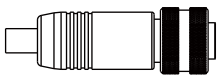 Straight | 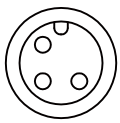 | 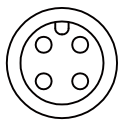 | 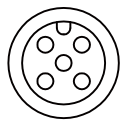 | 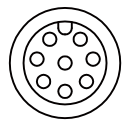 |
|---|---|---|---|---|
| Type | 4A/250V | 4A/250V | 4A/60V | 2A / 30V |
| Without Strain Relief | MSAS-03BFFM-SL7XXX* | MSAS-04BBFFM-SL7XXX* | MSAS-05BFFM-SL7XXX* | MSAS-08BFFM-SL7XXX* |

* XXX: Choose the cable type and length:
- PVC: 1M **(A01)** / 2M **(A02)** / 5M **(A05)** / 10M **(A10)**
- PU: 1M **(B01)** / 2M **(B02)** / 5M **(B05)** / 10M **(B10)**

## ⇲ M12 A-Coded (Shielded) > Field Installable > Male Connector

| | | | | | |
|---|---|---|---|---|---|
| 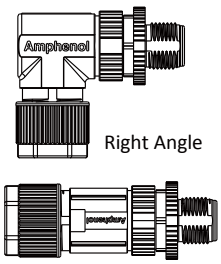  | | 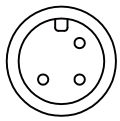 | 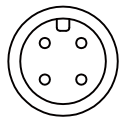 | 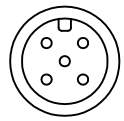 | 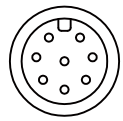 |
| Type | Contact Type | 4A/250V | 4A/250V | 4A/60V | 2A / 30V |
| Without Strain Relief | Screw Type | MSAS-03BMMB-S8 7001 | MSAS-04BMMB-S8 7001 | MSAS-05BMMB-S8 7001 | MSAS-08BMMB-S8 7001 |

8 Right Angle **(R)** or Straight **(L)**

| | | | |
|---|---|---|---|
| 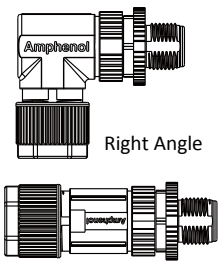  | 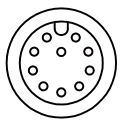 | 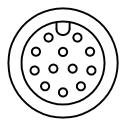 | |
| Type | Contact Type | 1.5A / 30V | 1.5A / 30V |
| Without Strain Relief | Screw Type | MSAS-10BMMB-S8 7001 | MSAS-12BMMB-S8 7001 |

【Note】Design and specification are subject to change without notice.

**IP 65 . 67 . 68**

Receptacle | Unmated
Overmolded with Cable | Mated
Field Installable | Mated

## ↘ M12 A-Coded (Shielded) > Field Installable > Female Connector

| | | | | | |
|---|---|---|---|---|---|
| 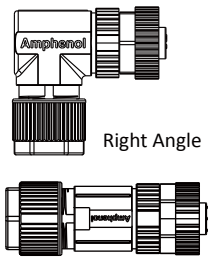  | | 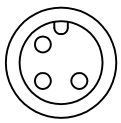 | 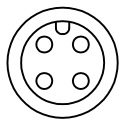 | 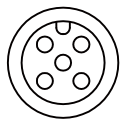 | 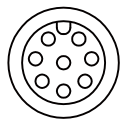 |
| Type | Contact Type | 4A/250V | 4A/250V | 4A/60V | 2A/30V |
| Without Strain Relief | Screw Type | MSAS-03BFFB-S8 7001 | MSAS-04BFFB-S8 7001 | MSAS-05BFFB-S8 7001 | MSAS-08BFFB-S8 7001 |
| 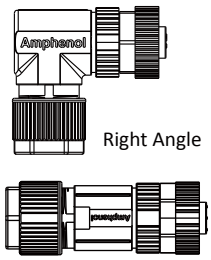  | | 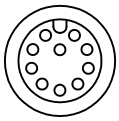 | 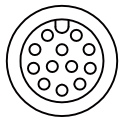 | | |
| Type | Contact Type | 1.5A/30V | 1.5A/30V | | |
| Without Strain Relief | Screw Type | MSAS-10BFFB-S8 7001 | MSAS-12BFFB-S8 7001 | | |

8 Right Angle **(R)** or Straight **(L)**

## ↘ M12 A-Coded (Metal Nut) > Receptacle > Male Connector

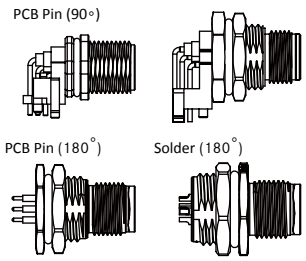


Backshell: Hexagonal

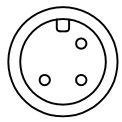
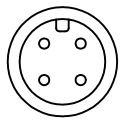
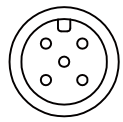
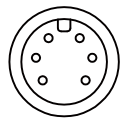

| Type | Mounting Thread | 4A/250V | 4A/250V | 4A/60V | 2A / 30V |
|---|---|---|---|---|---|
| PCB Pin (180°) | PG9 | M12A-03PMMP-SF8001 | M12A-04PMMP-SF8001 | M12A-05PMMP-SF8001 | M12A-06PMMP-SF8001 |
| | M16.0 | M12A-03PMMP-SF8002 | M12A-04PMMP-SF8002 | M12A-05PMMP-SF8002 | M12A-06PMMP-SF8002 |
| PCB Pin (90°) | M12 | M12A-03PMMR-SF7003 | M12A-04PMMR-SF7003 | M12A-05PMMR-SF7003 | - |
| | PG9 | M12A-03PMMR-SF8001 | M12A-04PMMR-SF8001 | M12A-05PMMR-SF8001 | - |
| | M16.0 | M12A-03PMMR-SF8002 | M12A-04PMMR-SF8002 | M12A-05PMMR-SF8002 | - |
| Solder Pin (180°) | PG9 | M12A-03PMMS-S(8)8001 | M12A-04PMMS-S(8)8001 | M12A-05PMMS-S(8)8001 | M12A-06PMMS-S(8)8001 |
| | M16.0 | M12A-03PMMS-S(8)8002 | M12A-04PMMS-S(8)8002 | M12A-05PMMS-S(8)8002 | M12A-06PMMS-S(8)8002 |

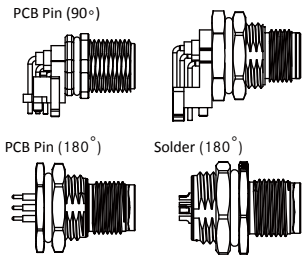


Backshell: Hexagonal

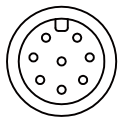
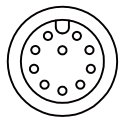
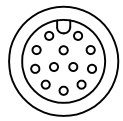

| Type | Mounting Thread | 2A / 30V | 1.5A / 30V | 1.5A / 30V |
|---|---|---|---|---|
| PCB Pin (180°) | PG9 | M12A-08PMMP-SF8001 | M12A-10PMMP-SF8001 | M12A-12PMMP-SF8001 |
| | M16.0 | M12A-08PMMP-SF8002 | M12A-10PMMP-SF8002 | M12A-12PMMP-SF8002 |
| PCB Pin (90°) | M12 | M12A-08PMMR-SF7003 | - | - |
| | PG9 | - | - | - |
| | M16.0 | - | - | - |
| Solder Pin (180°) | PG9 | M12A-08PMMS-S(8)8001 | M12A-10PMMS-S(8)8001 | M12A-12PMMS-S(8)8001 |
| | M16.0 | M12A-08PMMS-S(8)8002 | M12A-10PMMS-S(8)8002 | M12A-12PMMS-S(8)8002 |

(8) Front Fastened **(F)** or Rear Fastened **(H)**

**IP 65 . 67 . 68**

Receptacle I Unmated
Overmolded with Cable I Mated
Field Installable I Mated

## M12 A-Coded (Metal Nut) > Receptacle > Female Connector

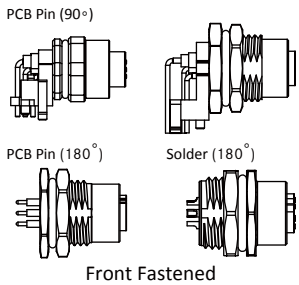


Backshell: Hexagonal

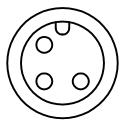
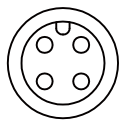
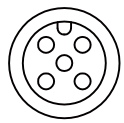
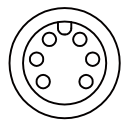

| Type | Mounting Thread | 4A/250V | 4A/250V | 4A/60V | 2A / 30V |
|---|---|---|---|---|---|
| PCB Pin (180°) | PG9 | M12A-03PFFP-SF8001 | M12A-04PFFP-SF8001 | M12A-05PFFP-SF8001 | M12A-06PFFP-SF8001 |
| | M16.0 | M12A-03PFFP-SF8002 | M12A-04PFFP-SF8002 | M12A-05PFFP-SF8002 | M12A-06PFFP-SF8002 |
| PCB Pin (90°) | M12 | M12A-03PFFR-SF7003 | M12A-04PFFR-SF7003 | M12A-05PFFR-SF7003 | - |
| | PG9 | M12A-03PFFR-SF8001 | M12A-04PFFR-SF8001 | M12A-05PFFR-SF8001 | - |
| | M16.0 | M12A-03PFFR-SF8002 | M12A-04PFFR-SF8002 | M12A-05PFFR-SF8002 | - |
| Solder Pin (180°) | PG9 | M12A-03PFFS-S(8)8001 | M12A-04PFFS-S(8)8001 | M12A-05PFFS-S(8)8001 | M12A-06PFFS-S(8)8001 |
| | M16.0 | M12A-03PFFS-S(8)8002 | M12A-04PFFS-S(8)8002 | M12A-05PFFS-S(8)8002 | M12A-06PFFS-S(8)8002 |

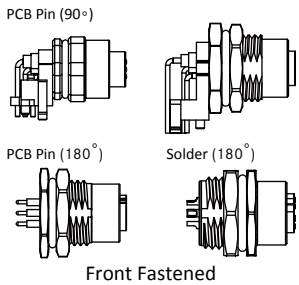


Backshell: Hexagonal

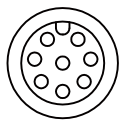
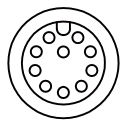
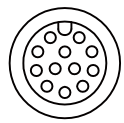

| Type | Mounting Thread | 2A / 30V | 1.5A / 30V | 1.5A / 30V |
|---|---|---|---|---|
| PCB Pin (180°) | PG9 | M12A-08PFFP-SF8001 | M12A-10PFFP-SF8001 | M12A-12PFFP-SF8001 |
| | M16.0 | M12A-08PFFP-SF8002 | M12A-10PFFP-SF8002 | M12A-12PFFP-SF8002 |
| PCB Pin (90°) | M12 | M12A-08PFFR-SF7003 | - | - |
| | PG9 | - | - | - |
| | M16.0 | - | - | - |
| Solder Pin (180°) | PG9 | M12A-08PFFS-S(8)8001 | M12A-10PFFS-S(8)8001 | M12A-12PFFS-S(8)8001 |
| | M16.0 | M12A-08PFFS-S(8)8002 | M12A-10PFFS-S(8)8002 | M12A-12PFFS-S(8)8002 |

(8) Front Fastened **(F)** or Rear Fastened **(H)**

## ⇲ M12 A-Coded (Metal Nut) > Receptacle with Wire Harness > Male Connector

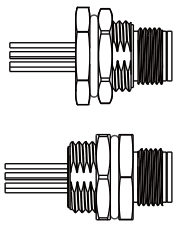

Backshell: Hexagonal

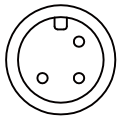
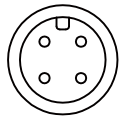
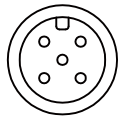
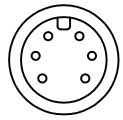

| Wire Length (UL1007)* | Mounting Thread | 4A/250V | 4A/250V | 4A/60V | 2A / 30V |
|---|---|---|---|---|---|
| 150mm | PG9 | M12A-03PMMC-S8B15 | M12A-04PMMC-S8B15 | M12A-05PMMC-S8B15 | M12A-06PMMS-S8B15 |
| | M16.0 | M12A-03PMMC-S8C15 | M12A-04PMMC-S8C15 | M12A-05PMMC-S8C15 | M12A-06PMMS-S8C15 |
| 300mm | PG9 | M12A-03PMMC-S8B30 | M12A-04PMMC-S8B30 | M12A-05PMMC-S8B30 | M12A-06PMMS-S8B30 |
| | M16.0 | M12A-03PMMC-S8C30 | M12A-04PMMC-S8C30 | M12A-05PMMC-S8C30 | M12A-06PMMS-S8C30 |
| 500mm | PG9 | M12A-03PMMC-S8B50 | M12A-04PMMC-S8B50 | M12A-05PMMC-S8B50 | M12A-06PMMS-S8B50 |
| | M16.0 | M12A-03PMMC-S8C50 | M12A-04PMMC-S8C50 | M12A-05PMMC-S8C50 | M12A-06PMMS-S8C50 |
| 1000mm | PG9 | M12A-03PMMC-S8BA0 | M12A-04PMMC-S8BA0 | M12A-05PMMC-S8BA0 | M12A-06PMMS-S8BA0 |
| | M16.0 | M12A-03PMMC-S8CA0 | M12A-04PMMC-S8CA0 | M12A-05PMMC-S8CA0 | M12A-06PMMS-S8CA0 |
| 1500mm | PG9 | M12A-03PMMC-S8BA5 | M12A-04PMMC-S8BA5 | M12A-05PMMC-S8BA5 | M12A-06PMMS-S8BA5 |
| | M16.0 | M12A-03PMMC-S8CA5 | M12A-04PMMC-S8CA5 | M12A-05PMMC-S8CA5 | M12A-06PMMS-S8CA5 |

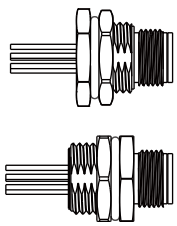

Backshell: Hexagonal

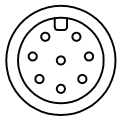
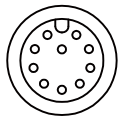
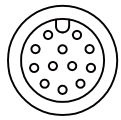

| Wire Length (UL1007)* | Mounting Thread | 2A / 30V | 1.5A / 30V | 1.5A / 30V |
|---|---|---|---|---|
| 150mm | PG9 | M12A-08PMMS-S8B15 | M12A-10PMMS-S8B15 | M12A-12PMMS-S8B15 |
| | M16.0 | M12A-08PMMS-S8C15 | M12A-10PMMS-S8C15 | M12A-12PMMS-S8C15 |
| 300mm | PG9 | M12A-08PMMS-S8B30 | M12A-10PMMS-S8B30 | M12A-12PMMS-S8B30 |
| | M16.0 | M12A-08PMMS-S8C30 | M12A-10PMMS-S8C30 | M12A-12PMMS-S8C30 |
| 500mm | PG9 | M12A-08PMMS-S8B50 | M12A-10PMMS-S8B50 | M12A-12PMMS-S8B50 |
| | M16.0 | M12A-08PMMS-S8C50 | M12A-10PMMS-S8C50 | M12A-12PMMS-S8C50 |
| 1000mm | PG9 | M12A-08PMMS-S8BA0 | M12A-10PMMS-S8BA0 | M12A-12PMMS-S8BA0 |
| | M16.0 | M12A-08PMMS-S8CA0 | M12A-10PMMS-S8CA0 | M12A-12PMMS-S8CA0 |
| 1500mm | PG9 | M12A-08PMMS-S8BA5 | M12A-10PMMS-S8BA5 | M12A-12PMMS-S8BA5 |
| | M16.0 | M12A-08PMMS-S8CA5 | M12A-10PMMS-S8CA5 | M12A-12PMMS-S8CA5 |

8 Front Fastened **(F)** or Rear Fastened **(H)**

* Other wire types are available upon request.

【Note】Design and specification are subject to change without notice.

**IP 65 . 67 . 68**

**Receptacle I Unmated**
**Overmolded with Cable I Mated**
**Field Installable I Mated**

## M12 A-Coded (Metal Nut) > Receptacle with Wire Harness > Female Connector

| 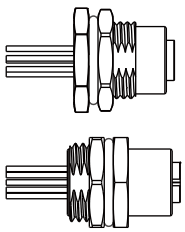 Backshell: Hexagonal | | 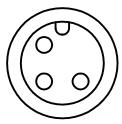 | 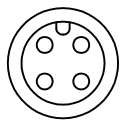 | 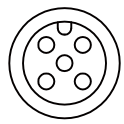 | 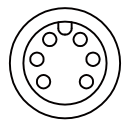 |
|---|---|---|---|---|---|
| Wire Length (UL1007)* | Mounting Thread | 4A/250V | 4A/250V | 4A/60V | 2A / 30V |
| 150mm | PG9 | M12A-03PFFC-S(8)8B15 | M12A-04PFFC-S(8)8B15 | M12A-05PFFC-S(8)8B15 | M12A-06PFFS-S(8)8B15 |
| | M16.0 | M12A-03PFFC-S(8)8C15 | M12A-04PFFC-S(8)8C15 | M12A-05PFFC-S(8)8C15 | M12A-06PFFS-S(8)8C15 |
| 300mm | PG9 | M12A-03PFFC-S(8)8B30 | M12A-04PFFC-S(8)8B30 | M12A-05PFFC-S(8)8B30 | M12A-06PFFS-S(8)8B30 |
| | M16.0 | M12A-03PFFC-S(8)8C30 | M12A-04PFFC-S(8)8C30 | M12A-05PFFC-S(8)8C30 | M12A-06PFFS-S(8)8C30 |
| 500mm | PG9 | M12A-03PFFC-S(8)8B50 | M12A-04PFFC-S(8)8B50 | M12A-05PFFC-S(8)8B50 | M12A-06PFFS-S(8)8B50 |
| | M16.0 | M12A-03PFFC-S(8)8C50 | M12A-04PFFC-S(8)8C50 | M12A-05PFFC-S(8)8C50 | M12A-06PFFS-S(8)8C50 |
| 1000mm | PG9 | M12A-03PFFC-S(8)8BA0 | M12A-04PFFC-S(8)8BA0 | M12A-05PFFC-S(8)8BA0 | M12A-06PFFS-S(8)8BA0 |
| | M16.0 | M12A-03PFFC-S(8)8CA0 | M12A-04PFFC-S(8)8CA0 | M12A-05PFFC-S(8)8CA0 | M12A-06PFFS-S(8)8CA0 |
| 1500mm | PG9 | M12A-03PFFC-S(8)8BA5 | M12A-04PFFC-S(8)8BA5 | M12A-05PFFC-S(8)8BA5 | M12A-06PFFS-S(8)8BA5 |
| | M16.0 | M12A-03PFFC-S(8)8CA5 | M12A-04PFFC-S(8)8CA5 | M12A-05PFFC-S(8)8CA5 | M12A-06PFFS-S(8)8CA5 |

| 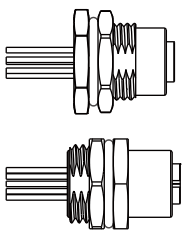 Backshell: Hexagonal | | 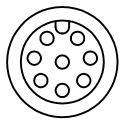 | 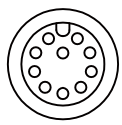 | 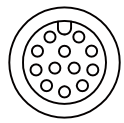 |
|---|---|---|---|---|
| Wire Length (UL1007)* | Mounting Thread | 2A / 30V | 1.5A / 30V | 1.5A / 30V |
| 150mm | PG9 | M12A-08PFFS-S(8)8B15 | M12A-10PFFS-S(8)8B15 | M12A-12PFFS-S (8)8B15 |
| | M16.0 | M12A-08PFFS-S(8)8C15 | M12A-10PFFS-S(8)8C15 | M12A-12PFFS-S (8)8C15 |
| 300mm | PG9 | M12A-08PFFS-S(8)8B30 | M12A-10PFFS-S(8)8B30 | M12A-12PFFS-S (8)8B30 |
| | M16.0 | M12A-08PFFS-S(8)8C30 | M12A-10PFFS-S(8)8C30 | M12A-12PFFS-S (8)8C30 |
| 500mm | PG9 | M12A-08PFFS-S(8)8B50 | M12A-10PFFS-S(8)8B50 | M12A-12PFFS-S (8)8B50 |
| | M16.0 | M12A-08PFFS-S(8)8C50 | M12A-10PFFS-S(8)8C50 | M12A-12PFFS-S (8)8C50 |
| 1000mm | PG9 | M12A-08PFFS-S(8)8BA0 | M12A-10PFFS-S(8)8BA0 | M12A-12PFFS-S (8)8BA0 |
| | M16.0 | M12A-08PFFS-S(8)8CA0 | M12A-10PFFS-S(8)8CA0 | M12A-12PFFS-S (8)8CA0 |
| 1500mm | PG9 | M12A-08PFFS-S(8)8BA5 | M12A-10PFFS-S(8)8BA5 | M12A-12PFFS-S (8)8BA5 |
| | M16.0 | M12A-08PFFS-S(8)8CA5 | M12A-10PFFS-S(8)8CA5 | M12A-12PFFS-S (8)8CA5 |

(8) Front Fastened **(F)** or Rear Fastened **(H)**

## ⇲ M12 A-Coded (Metal Nut) > Overmolded with Cable > Male Connector

| | | | | |
|---|---|---|---|---|
| 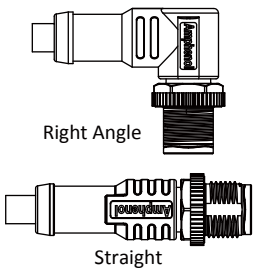  | 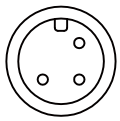 | 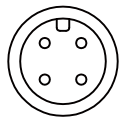 | 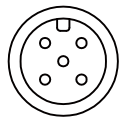 | 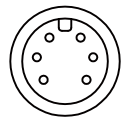 |
| Type | 4A/250V | 4A/250V | 4A/60V | 2A / 30V |
| Without Strain Relief | M12A-03BMMM-S ❽ 8XXX* | M12A-04BMMM-S ❽ 8XXX* | M12A-05BMMM-S ❽ 8XXX* | M12A-06BMMM-S ❽ 8XXX* |
| 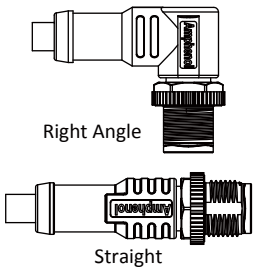  | 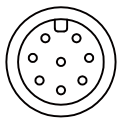 | 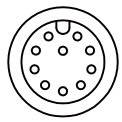 | 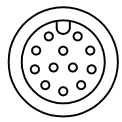 | |
| Type | 4A/250V | 4A/250V | 4A/60V | |
| Without Strain Relief | M12A-08BMMM-S ❽ 8XXX* | M12A-10BMMM-S ❽ 8XXX* | M12A-12BMMM-S ❽ 8XXX* | |

❽ Straight **(L)** or Right Angle **(R)**

* XXX: Choose the cable type and length:
- PVC(UL2517 Yellow): 1M **(A01)** / 2M **(A02)** / 5M **(A05)** / 10M **(A10)**
- PU(UL20549 Black): 1M **(B01)** / 2M **(B02)** / 5M **(B05)** / 10M **(B10)**
- PVC(UL2517 Black): 1M **(D01)** / 2M **(D02)** / 5M **(D05)** / 10M **(D10)**

【Note】Design and specification are subject to change without notice.

# IP 65 . 67 . 68

Receptacle I Unmated
Overmolded with Cable I Mated
Field Installable I Mated

## ↘ M12 A-Coded (Metal Nut) > Overmolded with Cable > Female Connector

| | | | | |
|---|---|---|---|---|
| 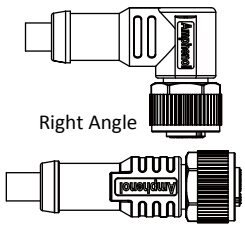  | 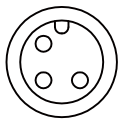 | 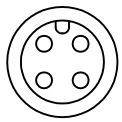 | 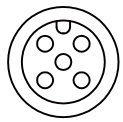 | 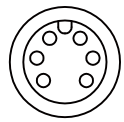 |
| Type | 4A/250V | 4A/250V | 4A/60V | 2A / 30V |
| Without Strain Relief | M12A-03BFFM-S ❽ 8XXX* | M12A-04BFFM-S ❽ 8XXX* | M12A-05BFFM-S ❽ 8XXX* | M12A-06BFFM-S ❽ 8XXX* |
| 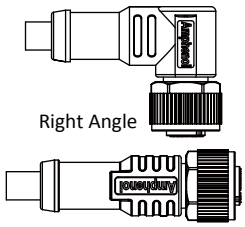  | 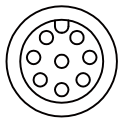 | 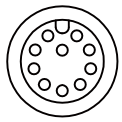 | 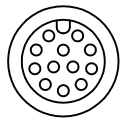 | |
| Type | 4A/250V | 4A/250V | 4A/60V | |
| Without Strain Relief | M12A-08BFFM-S ❽ 8XXX* | M12A-10BFFM-S ❽ 8XXX* | M12A-12BFFM-S ❽ 8XXX* | |

❽ Straight **(L)** or Right Angle **(R)**

* XXX: Choose the cable type and length:
- PVC(UL2517 Yellow): 1M **(A01)** / 2M **(A02)** / 5M **(A05)** / 10M **(A10)**
- PU(UL20549 Black): 1M **(B01)** / 2M **(B02)** / 5M **(B05)** / 10M **(B10)**
- PVC(UL2517 Black): 1M **(D01)** / 2M **(D02)** / 5M **(D05)** / 10M **(D10)**

## ↘ M12 A-Coded (Metal Nut) > Field Installable > Male Connector

| | | | | | |
|---|---|---|---|---|---|
| 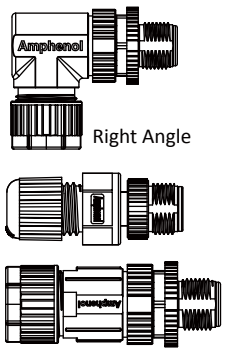  | | 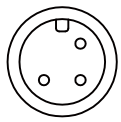 | 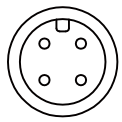 | 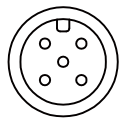 | 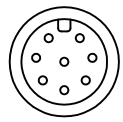 |
| Type | Contact Type | 4A/250V | 4A/250V | 4A/60V | 2A / 30V |
| Without Strain Relief | Solder Type | 12-03BMMA-SL8001 | 12-04BMMA-SL8001 | 12-05BMMA-SL8001 | 12-08BMMA-SL8001 |
| | Screw Type | M12A-03BMMB-S 8 7001 | M12A-04BMMB-S 8 7001 | M12A-05BMMB-S 8 7001 | M12A-08BMMB-S 8 7001 |

8 Straight **(L)** or Right Angle **(R)**

| | | | |
|---|---|---|---|
| 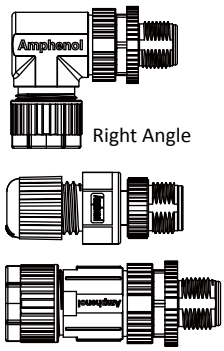  | | 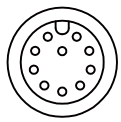 | 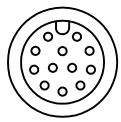 |
| Type | Contact Type | 1.5A / 30V | 1.5A / 30V |
| Without Strain Relief | Solder Type | M12A-10BMMA-S 8 7001 | M12A-12BMMA-S 8 7001 |
| | Screw Type | - | - |

【Note】Design and specification are subject to change without notice.

# IP 65 . 67 . 68

**Receptacle I Unmated**
**Overmolded with Cable I Mated**
**Field Installable I Mated**

## ↘ M12 A-Coded (Metal Nut) > Field Installable > Female Connector

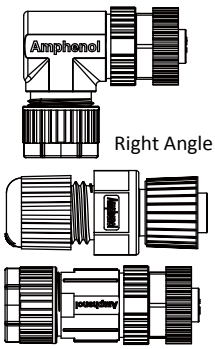


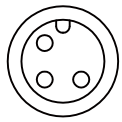

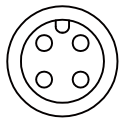

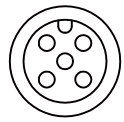

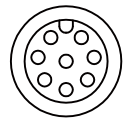

| | | | | | |
|---|---|---|---|---|---|
| Type | Contact Type | 4A/250V | 4A/250V | 4A/60V | 2A / 30V |
| Without Strain Relief | Solder Type | 12-03BFFA-SL8001 | 12-04BFFA-SL8001 | 12-05BFFA-SL8001 | 12-08BFFA-SL8001 |
| | Screw Type | M12A-03BFFB-S ⑧7001 | M12A-04BFFB-S ⑧7001 | M12A-05BFFB-S ⑧7001 | M12A-08BFFB-S ⑧7001 |

⑧ Straight **(L)** or Right Angle **(R)**

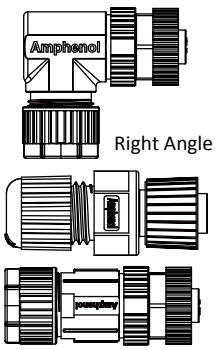


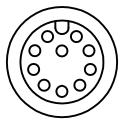

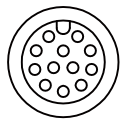

| | | | |
|---|---|---|---|
| Type | Contact Type | 1.5A / 30V | 1.5A / 30V |
| Without Strain Relief | Solder Type | M12A-10BFFA-S ⑧7001 | M12A-12BFFA-S ⑧7001 |
| | Screw Type | - | - |

## ⇲ M12 A-Coded (Plastic) > Receptacle > Male Connector > Front Fastened

| 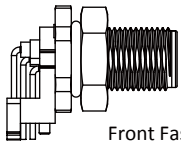 Front Fastened<br>Backshell: Hexagonal | | 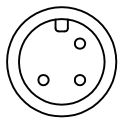 | 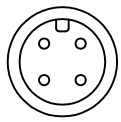 | 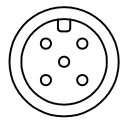 |
|---|---|---|---|---|
| Type | Mounting Thread | 4A/250V | 4A/250V | 4A/60V |
| Solder Pin (90°) | M12 | MSAP-03PMMR-SF8003 | MSAP-04PMMR-SF8003 | MSAP-05PMMR-SF8003 |

## ⇲ M12 A-Coded (Plastic) > Receptacle > Female Connector

| 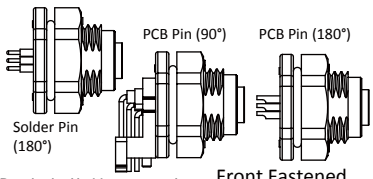  Front Fastened<br>Backshell: Hexagonal | | 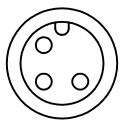 | 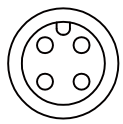 | 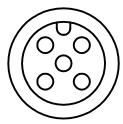 | 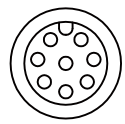 |
|---|---|---|---|---|---|
| Type | Mounting Thread | 4A/250V | 4A/250V | 4A/60V | 2A / 30V |
| PCB Pin (180°) | M16.0 | MSAP-03PFFP-SF8002 | MSAP-04PFFP-SF8002 | MSAP-05PFFP-SF8002 | MSAP-08PFFP-SF8002 |
| PCB Pin (90°) | M16.0 | MSAP-03PFFR-SF8002 | MSAP-04PFFR-SF8002 | MSAP-05PFFR-SF8002 | - |
| Solder Pin (180°) | M16.0 | MSAP-03PFFS-SF8002 | MSAP-04PFFS-SF8002 | MSAP-05PFFS-SF8002 | MSAP-08PFFS-SF8002 |

## ⇲ M12 A-Coded (Plastic) > Overmolded with Cable > Male Connector

| 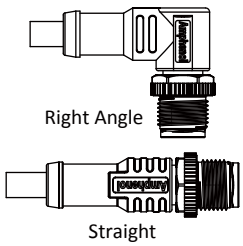  | 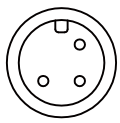 | 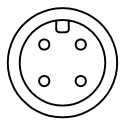 | 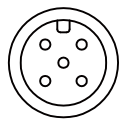 | 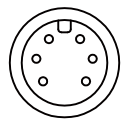 |
|---|---|---|---|---|
| Type | 4A/250V | 4A/250V | 4A/60V | 2A/30V |
| Without Strain Relief | MSAP-03BMMM-S8 8XXX* | MSAP-04BMMM-S8 8XXX* | MSAP-05BMMM-S8 8XXX* | MSAP-06BMMM-S8 8XXX* |
| 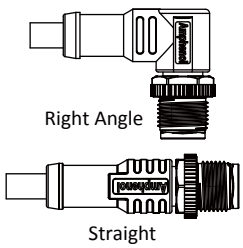  | 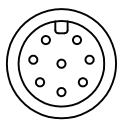 | 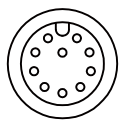 | 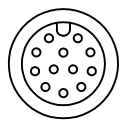 | |
| Type | 2A/30V | 1.5A/30V | 1.5A/30V | |
| Without Strain Relief | MSAP-08BMMM-S8 8XXX* | MSAP-10BMMM-S8 8XXX* | MSAP-12BMMM-S8 8XXX* | |

8 Right Angle **(R)** or Straight **(L)**

* XXX: Choose the cable type and length:
- PVC: 1M **(A01)** / 2M **(A02)** / 5M **(A05)** / 10M **(A10)**
- PU: 1M **(B01)** / 2M **(B02)** / 5M **(B05)** / 10M **(B10)**

【Note】Design and specification are subject to change without notice.

**IP 65 . 67 . 68**

**Receptacle I Unmated**
**Overmolded with Cable I Mated**
**Field Installable I Mated**

## ↘ M12 A-Coded (Plastic) > Overmolded with Cable > Female Connector

| | | | | |
|---|---|---|---|---|
| 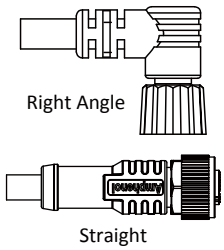  | 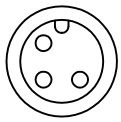 | 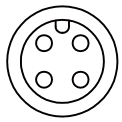 | 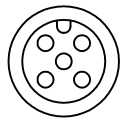 | 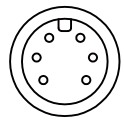 |
| Type | 4A/250V | 4A/250V | 4A/60V | 2A/30V |
| Without Strain Relief | MSAP-03BFFM-S8 8XXX* | MSAP-04BFFM-S8 8XXX* | MSAP-05BFFM-S8 8XXX* | MSAP-06BFFM-S8 8XXX* |
| 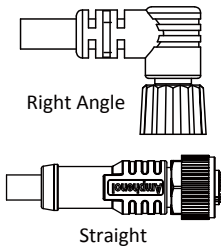  | 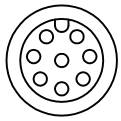 | 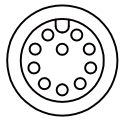 | 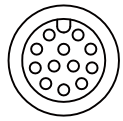 | |
| Type | 2A/30V | 1.5A/30V | 1.5A/30V | |
| Without Strain Relief | MSAP-08BFFM-S8 8XXX* | MSAP-10BFFM-S8 8XXX* | MSAP-12BFFM-S8 8XXX* | |

8 Right Angle **(R)** or Straight **(L)**
* XXX: Choose the cable type and length:
- PVC: 1M **(A01)** / 2M **(A02)** / 5M **(A05)** / 10M **(A10)**
- PU: 1M **(B01)** / 2M **(B02)** / 5M **(B05)** / 10M **(B10)**

## ⇲ M12 A-Coded (Plastic) > Field Installable > Male Connector

| | | | | | |
|---|---|---|---|---|---|
| 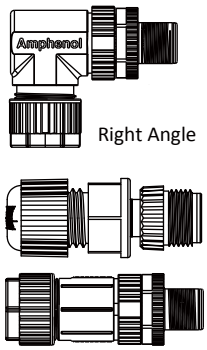  | | 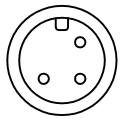 | 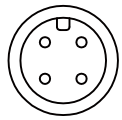 | 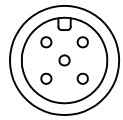 | 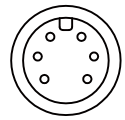 |
| Type | Contact Type | 4A/250V | 4A/250V | 4A/60V | 2A/30V |
| Without Strain Relief | Solder Type | 12P-03BMMA-SL8001 | 12P-04BMMA-SL8001 | 12P-05BMMA-SL8001 | _ |
| | Screw Type | MSAP-03BMMB-S8 7001 | MSAP-04BMMB-S8 7001 | MSAP-05BMMB-S8 7001 | _ |
| 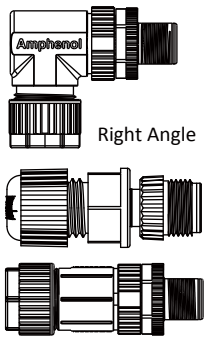  | | 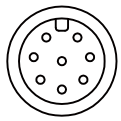 | 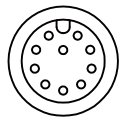 | 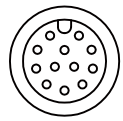 | |
| Type | Contact Type | 2A/30V | 1.5A/30V | 1.5A/30V | |
| Without Strain Relief | Solder Type | 12P-08BMMA-SL8001 | MSAP-10BMMA-S8 7001 | MSAP-12BMMA-S8 7001 | |
| | Screw Type | MSAP-08BMMB-S8 7001 | _ | _ | |

8 Right Angle **(R)** or Straight **(L)**

【Note】Design and specification are subject to change without notice.

**IP 65 . 67 . 68**

**Receptacle I Unmated**
**Overmolded with Cable I Mated**
**Field Installable I Mated**

## ⇲ M12 A-Coded (Plastic) > Field Installable > Female Connector

| 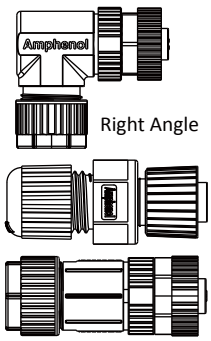  | | 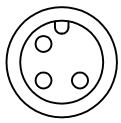 | 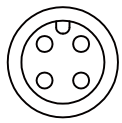 | 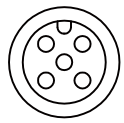 | 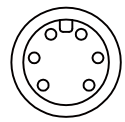 |
|---|---|---|---|---|---|
| Type | Contact Type | 4A/250V | 4A/250V | 4A/60V | 2A/30V |
| Without Strain Relief | Solder Type | 12P-03BFFA-SL8001 | 12P-04BFFA-SL8001 | 12P-05BFFA-SL8001 | _ |
| | Screw Type | MSAP-03BFFB-S 8 7001 | MSAP-04BFFB-S 8 7001 | MSAP-05BFFB-S 8 7001 | _ |

| 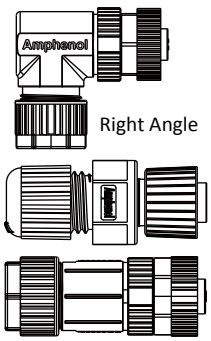  | | 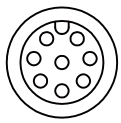 | 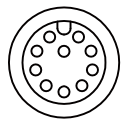 | 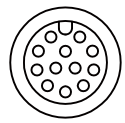 |
|---|---|---|---|---|
| Type | Contact Type | 2A/30V | 1.5A/30V | 1.5A/30V |
| Without Strain Relief | Solder Type | 12P-08BFFA-SL8001 | MSAP-10BFFA-S 8 7001 | MSAP-12BFFA-S 8 7001 |
| | Screw Type | MSAP-08BFFB-S 8 7001 | _ | _ |

8 Right Angle **(R)** or Straight **(L)**

## ⇲ M12 B-Coded (Shielded) > Receptacle > Male Connector

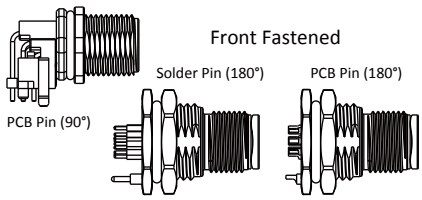


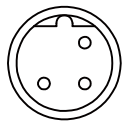

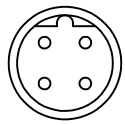

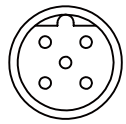

| Type | Mounting Thread | 4A/250V | 4A/250V | 4A/60V |
|---|---|---|---|---|
| PCB Pin (180°) | PG9 | MSBS-03PMMP-SF8001 | MSBS-04PMMP-SF8001 | MSBS-05PMMP-SF8001 |
| | M16.0 | MSBS-03PMMP-SF8002 | MSBS-04PMMP-SF8002 | MSBS-05PMMP-SF8002 |
| PCB Pin (90°) | M12 | - | - | MSBS-05PMMR-SF7003 |
| Solder Pin (180°) | PG9 | MSBS-03PMMS-SF8001 | MSBS-04PMMS-SF8001 | MSBS-05PMMS-SF8001 |
| | M16.0 | MSBS-03PMMS-SF8002 | MSBS-04PMMS-SF8002 | MSBS-05PMMS-SF8002 |

## ⇲ M12 B-Coded (Shielded) > Receptacle > Female Connector

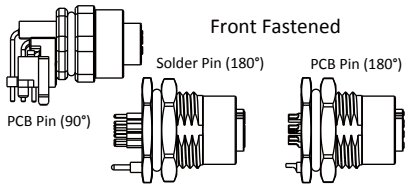


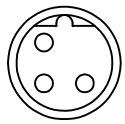

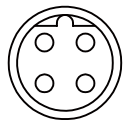

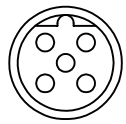

| Type | Mounting Thread | 4A/250V | 4A/250V | 4A/60V |
|---|---|---|---|---|
| PCB Pin (180°) | PG9 | MSBS-03PFFP-SF8001 | MSBS-04PFFP-SF8001 | MSBS-05PFFP-SF8001 |
| | M16.0 | MSBS-03PFFP-SF8002 | MSBS-04PFFP-SF8002 | MSBS-05PFFP-SF8002 |
| PCB Pin (90°) | M12 | - | - | MSBS-05PFFR-SF7003 |
| Solder Pin (180°) | PG9 | MSBS-03PFFS-SF8001 | MSBS-04PFFS-SF8001 | MSBS-05PFFS-SF8001 |
| | M16.0 | MSBS-03PFFS-SF8002 | MSBS-04PFFS-SF8002 | MSBS-05PFFS-SF8002 |

【Note】Design and specification are subject to change without notice.

**IP 65 . 67 . 68**

**Receptacle I Unmated**
**Overmolded with Cable I Mated**
**Field Installable I Mated**

## ⇲ M12 B-Coded (Shielded) > Overmolded with Cable > Male Connector

| 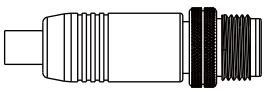 Straight | 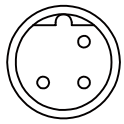 | 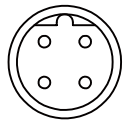 | 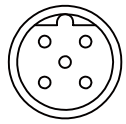 |
|---|---|---|---|
| Type | 4A/250V | 4A/250V | 4A/60V |
| Without Strain Relief | - | - | MSBS-05BMMM-SL7XXX* |

* XXX: Choose the cable type and length:
- PVC (UL2517 Yellow): 1M **(A01)** / 2M **(A02)** / 5M **(A05)** / 10M **(A10)**
- PU (UL20549 Black): 1M **(B01)** / 2M **(B02)** / 5M **(B05)** / 10M **(B10)**

## ⇲ M12 B-Coded (Shielded) > Overmolded with Cable > Female Connector

| 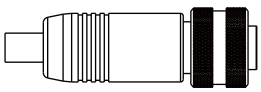 Straight | 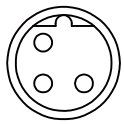 | 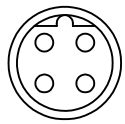 | 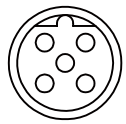 |
|---|---|---|---|
| Type | 4A/250V | 4A/250V | 4A/60V |
| Without Strain Relief | - | - | MSBS-05BFFM-SL7XXX* |

* XXX: Choose the cable type and length:
- PVC (UL2517 Yellow): 1M **(A01)** / 2M **(A02)** / 5M **(A05)** / 10M **(A10)**
- PU (UL20549 Black): 1M **(B01)** / 2M **(B02)** / 5M **(B05)** / 10M **(B10)**

## ⇲ M12 B-Coded (Shielded) > Field Installable > Male Connector

| 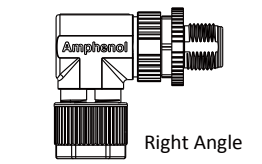 Right Angle 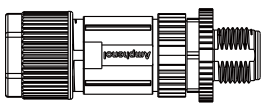 Straight | | 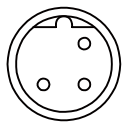 | 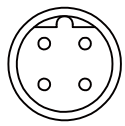 | 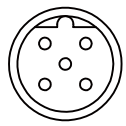 |
|---|---|---|---|---|
| Type | Contact Type | 4A/250V | 4A/250V | 4A/60V |
| Without Strain Relief | Screw Type | - | - | MSBS-05BMMB-S8 7001 |

8 Right Angle **(R)** or Straight **(L)**

## ⇲ M12 B-Coded (Shielded) > Field Installable > Female Connector

| 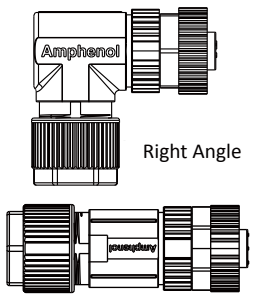  | | 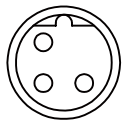 | 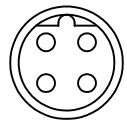 | 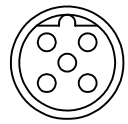 |
|---|---|---|---|---|
| Type | Contact Type | 4A/250V | 4A/250V | 4A/60V |
| Without Strain Relief | Screw Type | - | - | MSBS-05BFFB-S8 7001 |

8 Right Angle **(R)** or Straight **(L)**

## ⇲ M12 B-Coded (Metal Nut) > Receptacle > Male Connector

| 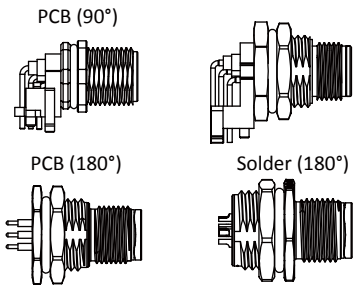  Backshell: Hexagonal | | 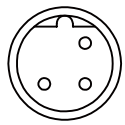 | 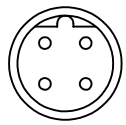 | 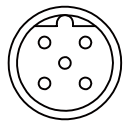 |
|---|---|---|---|---|
| Type | Mounting Thread | 4A/250V | 4A/250V | 4A/60V |
| PCB Pin (180°) | PG9 | M12B-03PMMP-SF8001 | M12B-04PMMP-SF8001 | M12B-05PMMP-SF8001 |
| | M16.0 | M12B-03PMMP-SF8002 | M12B-04PMMP-SF8002 | M12B-05PMMP-SF8001 |
| PCB Pin (90°) | M12 | - | - | M12B-05PMMR-SF7003 |
| | PG9 | - | - | M12B-05PMMR-SF8001 |
| | M16.0 | - | - | M12B-05PMMR-SF8002 |
| Solder Pin (180°) | PG9 | M12B-03PMMS-S8 8001 | M12B–04PMMS-S8 8001 | M12B-05PMMS-S8 8001 |
| | M16.0 | M12B-03PMMS-S8 8002 | M12B-04PMMS-S8 8002 | M12B-05PMMS-S8 8002 |

8 Front Fastened **(F)** or Rear Fastened **(H)**

【Note】Design and specification are subject to change without notice.

**IP 65 . 67 . 68**

**Receptacle I Unmated**
**Overmolded with Cable I Mated**
**Field Installable I Mated**

## ↘ M12 B-Coded (Metal Nut) > Receptacle > Female Connector

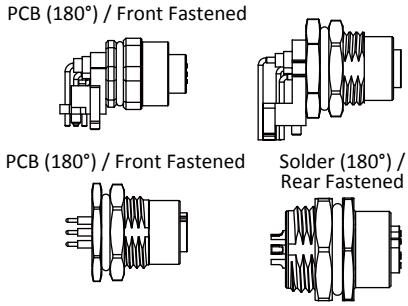


Backshell: Hexagonal

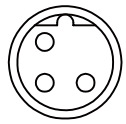

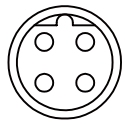

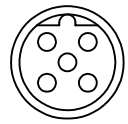

| Type | Mounting Thread | 4A/250V | 4A/250V | 4A/60V |
|---|---|---|---|---|
| PCB Pin (180°) | PG9 | M12B-03PFFP-SF8001 | M12B-04PFFP-SF8001 | M12B-05PFFP-SF8001 |
| | M16.0 | M12B-03PFFP-SF8002 | M12B-04PFFP-SF8002 | M12B-05PFFP-SF8001 |
| PCB Pin (90°) | M12 | - | - | M12B-05PFFR-SF7003 |
| | PG9 | - | - | M12B-05PFFR-SF8001 |
| | M16.0 | - | - | M12B-05PFFR-SF8002 |
| Solder Pin (180°) | PG9 | M12B-03PFFS-S8 8001 | M12B--04PFFS-S8 8001 | M12B-05PFFS-S8 8001 |
| | M16.0 | M12B-03PFFS-S8 8002 | M12B-04PFFS-S8 8002 | M12B-05PFFS-S8 8002 |

8 Front Fastened **(F)** or Rear Fastened **(H)**

## ↘ M12 B-Coded (Metal Nut) > Receptacle with Wire Harness > Male Connector

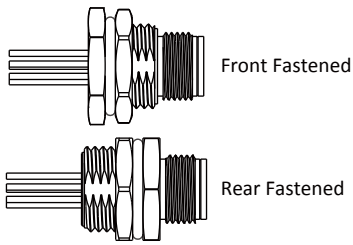


Backshell: Hexagonal

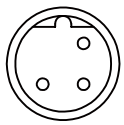

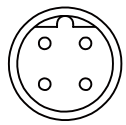

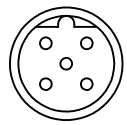

| Wire Length (UL1007)* | Mounting Thread | 4A/250V | 4A/250V | 4A/60V |
|---|---|---|---|---|
| 150mm | PG9 | M12B-03PMMC-S8 8B15 | M12B-04PMMC-S8 8B15 | M12B-05PMMC-S8 8B15 |
| | M16.0 | M12B-03PMMC-S8 8C15 | M12B-04PMMC-S8 8C15 | M12B-05PMMC-S8 8C15 |
| 300mm | PG9 | M12B-03PMMC-S8 8B30 | M12B-04PMMC-S8 8B30 | M12B-05PMMC-S8 8B30 |
| | M16.0 | M12B-03PMMC-S8 8C30 | M12B-04PMMC-S8 8C30 | M12B-05PMMC-S8 8C30 |
| 500mm | PG9 | M12B-03PMMC-S8 8B50 | M12B-04PMMC-S8 8B50 | M12B-05PMMC-S8 8B50 |
| | M16.0 | M12B-03PMMC-S8 8C50 | M12B-04PMMC-S8 8C50 | M12B-05PMMC-S8 8C50 |
| 1000mm | PG9 | M12B-03PMMC-S8 8BA0 | M12B-04PMMC-S8 8BA0 | M12B-05PMMC-S8 8BA0 |
| | M16.0 | M12B-03PMMC-S8 8CA0 | M12B-04PMMC-S8 8CA0 | M12B-05PMMC-S8 8CA0 |
| 1500mm | PG9 | M12B-03PMMC-S8 8BA5 | M12B-04PMMC-S8 8BA5 | M12B-05PMMC-S8 8BA5 |
| | M16.0 | M12B-03PMMC-S8 8CA5 | M12B-04PMMC-S8 8CA5 | M12B-05PMMC-S8 8CA5 |

8 Front Fastened **(F)** or Rear Fastened **(H)**

* Other wire types are available upon request.

## M12 B-Code (Metal Nut) > Receptacle with Wire Harness > Female Connector

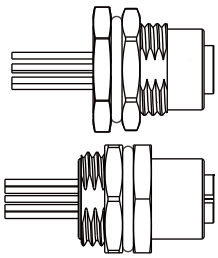


Backshell: Hexagonal

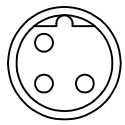

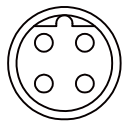

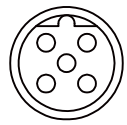

| Wire Length (UL1007)* | Mounting Thread | 4A/250V | 4A/250V | 4A/60V |
|---|---|---|---|---|
| 150mm | PG9 | M12B-03PFFC-S(8)8B15 | M12B-04PFFC-S(8)8B15 | M12B-05PFFC-S(8)8B15 |
| | M16.0 | M12B-03PFFC-S(8)8C15 | M12B-04PFFC-S(8)8C15 | M12B-05PFFC-S(8)8C15 |
| 300mm | PG9 | M12B-03PFFC-S(8)8B30 | M12B-04PFFC-S(8)8B30 | M12B-05PFFC-S(8)8B30 |
| | M16.0 | M12B-03PFFC-S(8)8C30 | M12B-04PFFC-S(8)8C30 | M12B-05PFFC-S(8)8C30 |
| 500mm | PG9 | M12B-03PFFC-S(8)8B50 | M12B-04PFFC-S(8)8B50 | M12B-05PFFC-S(8)8B50 |
| | M16.0 | M12B-03PFFC-S(8)8C50 | M12B-04PFFC-S(8)8C50 | M12B-05PFFC-S(8)8C50 |
| 1000mm | PG9 | M12B-03PFFC-S(8)8BA0 | M12B--04PFFC-S(8) 8BA0 | M12B-05PFFC-S(8)8BA0 |
| | M16.0 | M12B-03PFFC-S(8)8CA0 | M12B-04PFFC-S(8)8CA0 | M12B-05PFFC-S(8)8CA0 |
| 1500mm | PG9 | M12B-03PFFC-S(8)8BA5 | M12B-04PFFC-S(8)8BA5 | M12B-05PFFC-S(8)8BA5 |
| | M16.0 | M12B-03PFFC-S(8)8CA5 | M12B-04PFFC-S(8)8CA5 | M12B-05PFFC-S(8)8CA5 |

(8) Front Fastened **(F)** or Rear Fastened **(H)**

## M12 B-Coded (Metal Nut) > Overmolded with Cable > Male Connector

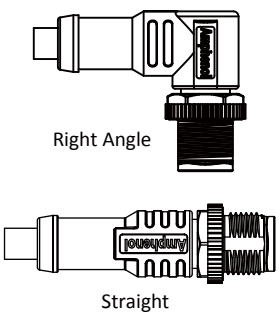


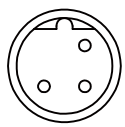

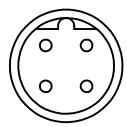

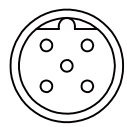

| Type | 4A/250V | 4A/250V | 4A/60V |
|---|---|---|---|
| Without Strain Relief | M12B-03BMMM-S(8)8XXX* | M12B-04BMMM-S(8)8XXX* | M12B-05BMMM-S(8)8XXX* |

(8) Right Angle **(R)** or Straight **(L)**

* XXX: Choose the cable type and length:
- PVC(UL2517 Yellow): 1M **(A01)** / 2M **(A02)** / 5M **(A05)** / 10M **(A10)**
- PU(UL20549 Black): 1M **(B01)** / 2M **(B02)** / 5M **(B05)** / 10M **(B10)**
- PVC(UL2517 Black): 1M **(D01)** / 2M **(D02)** / 5M **(D05)** / 10M **(D10)**

【Note】Design and specification are subject to change without notice.

**IP 65 . 67 . 68**

**Receptacle I Unmated**
**Overmolded with Cable I Mated**
**Field Installable I Mated**

## ⇲ M12 B-Coded (Metal Nut) > Overmolded with Cable > Female Connector

| 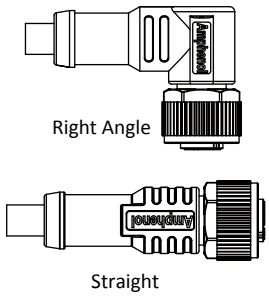  | 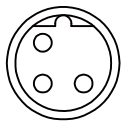 | 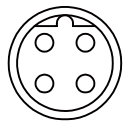 | 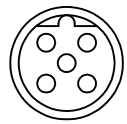 |
|---|---|---|---|
| Type | 4A/250V | 4A/250V | 4A/60V |
| Without Strain Relief | M12B-03BFFM-S8 8XXX* | M12B-04BFFM-S8 8XXX* | M12B-05BFFM-S8 8XXX* |

8 Right Angle **(R)** or Straight **(L)**
* XXX: Choose the cable type and length:
- PVC(UL2517 Yellow): 1M **(A01)** / 2M **(A02)** / 5M **(A05)** / 10M **(A10)**
- PU(UL20549 Black): 1M **(B01)** / 2M **(B02)** / 5M **(B05)** / 10M **(B10)**
- PVC(UL2517 Black): 1M **(D01)** / 2M **(D02)** / 5M **(D05)** / 10M **(D10)**

## ⇲ M12 B-Coded (Metal Nut) > Field Installable > Male Connector

| 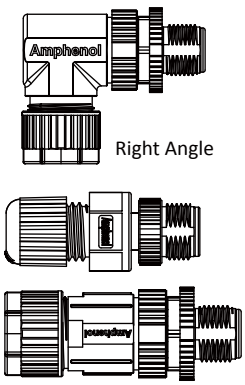  | | 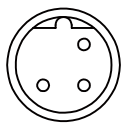 | 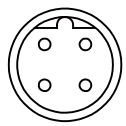 | 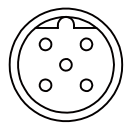 |
|---|---|---|---|---|
| Type | Contact Type | 4A/250V | 4A/250V | 4A/60V |
| Without Strain Relief | Solder Type | 12B-03BMMA-SL8001 | 12B-04BMMA-SL8001 | 12B-05BMMA-SL8001 |
| | Screw Type | - | - | M12B-05BMMB-S8 7001 |

8 Right Angle **(R)** or Straight **(L)**

## M12 B-Coded (Metal Nut) > Field Installable > Female Connector

| | | | | |
|---|---|---|---|---|
| 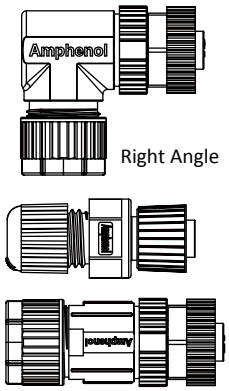  | | 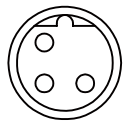 | 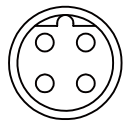 | 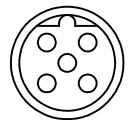 |
| Type | Contact Type | 4A/250V | 4A/250V | 4A/60V |
| Without Strain Relief | Solder Type | 12B-03BFFA-SL8001 | 12B-04BFFA-SL8001 | 12B-05BFFA-SL8001 |
| | Screw Type | - | - | M12B-05BFFB-S8 7001 |

8 Right Angle **(R)** or Straight **(L)**

## M12 B-Coded (Plastic) > Receptacle > Male Connector

| | | | | |
|---|---|---|---|---|
| 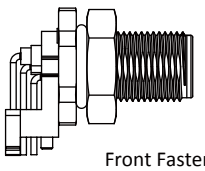  Backshell: Hexagonal | | 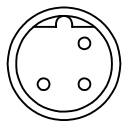 | 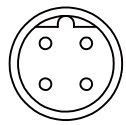 | 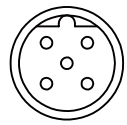 |
| Type | Mounting Thread | 4A/60V | 4A/60V | 4A/60V |
| PCB Pin (90°) | M12 | - | - | MSBP-05PMMR-SF8003 |

## M12 B-Coded (Plastic) > Receptacle > Female Connector

| | | | | |
|---|---|---|---|---|
| 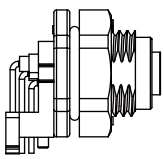  Backshell: Hexagonal | | 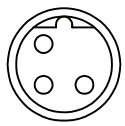 | 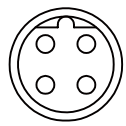 | 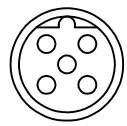 |
| Type | Mounting Thread | 4A/60V | 4A/60V | 4A/60V |
| PCB Pin (90°) | M12 | - | - | MSBP-05PMMR-SF8003 |

# IP 65 . 67 . 68

**Receptacle I Unmated**
**Overmolded with Cable I Mated**
**Field Installable I Mated**

## M12 B-Coded (Plastic) > Overmolded with Cable > Male Connector

| 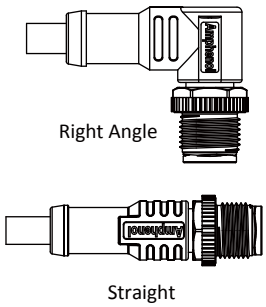  | 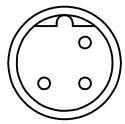 | 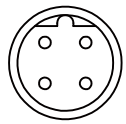 | 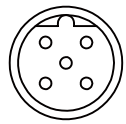 |
|---|---|---|---|
| Type | 4A/250V | 4A/250V | 4A/60V |
| Without Strain Relief | MSBP-03BMMM-S8 8XXX* | MSBP-04BMMM-S8 8XXX* | MSBP-05BMMM-S8 8XXX* |

8 Right Angle **(R)** or Straight **(L)**
* XXX: Choose the cable type and length:
- PVC(UL2517 Yellow): 1M **(A01)** / 2M **(A02)** / 5M **(A05)** / 10M **(A10)**
- PU(UL20549 Black): 1M **(B01)** / 2M **(B02)** / 5M **(B05)** / 10M **(B10)**
- PVC(UL2517 Black): 1M **(D01)** / 2M **(D02)** / 5M **(D05)** / 10M **(D10)**

## M12 B-Coded (Plastic) > Overmolded with Cable > Female Connector

| 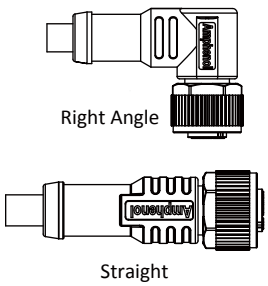  | 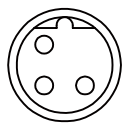 | 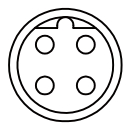 | 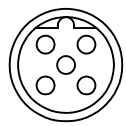 |
|---|---|---|---|
| Type | 4A/250V | 4A/250V | 4A/60V |
| Without Strain Relief | MSBP-03BFFM-S8 8XXX* | MSBP-04BFFM-S8 8XXX* | MSBP-05BFFM-S8 8XXX* |

8 Right Angle **(R)** or Straight **(L)**
* XXX: Choose the cable type and length:
- PVC(UL2517 Yellow): 1M **(A01)** / 2M **(A02)** / 5M **(A05)** / 10M **(A10)**
- PU(UL20549 Black): 1M **(B01)** / 2M **(B02)** / 5M **(B05)** / 10M **(B10)**
- PVC(UL2517 Black): 1M **(D01)** / 2M **(D02)** / 5M **(D05)** / 10M **(D10)**

## M12 B-Coded (Plastic) > Field Installable > Male Connector

| | | | | |
|---|---|---|---|---|
| 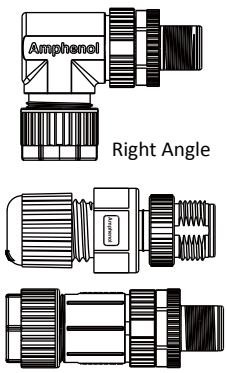  | | 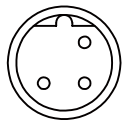 | 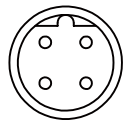 | 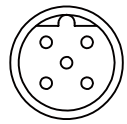 |
| Type | Contact Type | 4A/250V | 4A/250V | 4A/60V |
| Without Strain Relief | Solder Type | SBP-03BMMA-SL8001 | SBP-04BMMA-SL8001 | SBP-05BMMA-SL8001 |
| | Screw Type | - | - | MSBP-05BMMB-S8 7001 |

8 Right Angle **(R)** or Straight **(L)**

## M12 B-Coded (Plastic) > Field Installable > Female Connector

| | | | | |
|---|---|---|---|---|
| 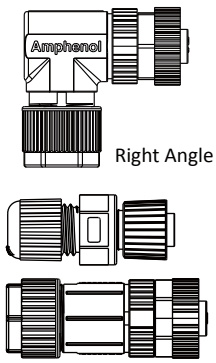  | | 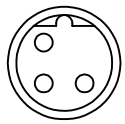 | 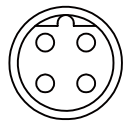 | 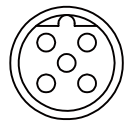 |
| Type | Contact Type | 4A/250V | 4A/250V | 4A/60V |
| Without Strain Relief | Solder Type | SBP-03BFFA-SL8001 | SBP-04BFFA-SL8001 | SBP-05BFFA-SL8001 |
| | Screw Type | - | - | MSBP-05BFFB-S8 7001 |

8 Right Angle **(R)** or Straight **(L)**

# IP 65 . 67 . 68

**Receptacle I Unmated**
**Overmolded with Cable I Mated**
**Field Installable I Mated**

## M12 D-Coded (Shielded) > Receptacle > Male Connector

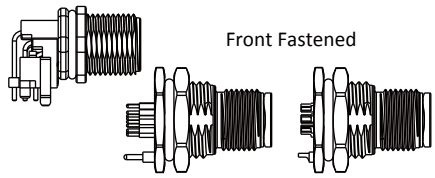


Backshell: Hexagonal

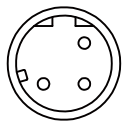

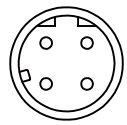

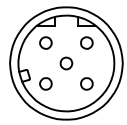

| Type | Mounting Thread | 4A/250V | 4A/250V | 4A/60V |
|---|---|---|---|---|
| PCB Pin (180°) | PG9 | MSDS-03PMMP-SF8001 | MSDS-04PMMP-SF8001 | MSDS-05PMMP-SF8001 |
| | M16.0 | MSDS-03PMMP-SF8002 | MSDS-04PMMP-SF8002 | MSDS-05PMMP-SF8002 |
| PCB Pin (90°) | M12 | - | MSDS-04PMMR-SF7003 | - |
| Solder Pin (180°) | PG9 | MSDS-03PMMS-SF8001 | MSDS-04PMMS-SF8001 | MSDS-05PMMS-SF8001 |
| | M16.0 | MSDS-03PMMS-SF8002 | MSDS-04PMMS-SF8002 | MSDS-05PMMS-SF8002 |

## M12 D-Coded (Shielded) > Receptacle > Female Connector

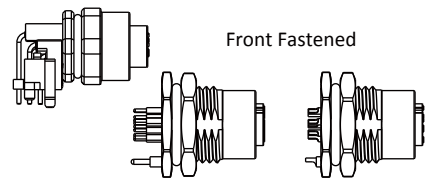


Backshell: Hexagonal

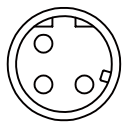

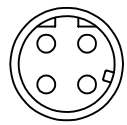

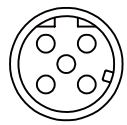

| Type | Mounting Thread | 4A/250V | 4A/250V | 4A/60V |
|---|---|---|---|---|
| PCB Pin (180°) | PG9 | MSDS-03PFFP-SF8001 | MSDS-04PFFP-SF8001 | MSDS-05PFFP-SF8001 |
| | M16.0 | MSDS-03PFFP-SF8002 | MSDS-04PFFP-SF8002 | MSDS-05PFFP-SF8002 |
| PCB Pin (90°) | M12 | - | MSDS-04PFFP-SF7003 | - |
| Solder Pin (180°) | PG9 | MSDS-03PFFS-SF8001 | MSDS-04PFFS-SF8001 | MSDS-05PFFS-SF8001 |
| | M16.0 | MSDS-03PFFS-SF8002 | MSDS-04PFFS-SF8002 | MSDS-05PFFS-SF8002 |

## M12 D-Coded (Shielded) > Overmolded with Cable > Male Connector

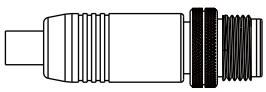

Straight

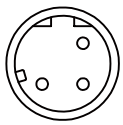

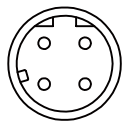

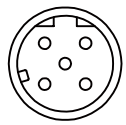

| Type | 4A/250V | 4A/250V | 4A/60V |
|---|---|---|---|
| Without Strain Relief | - | MSDS-04BMMM-SL7XXX* | - |

* XXX: Choose the cable type and length:
- PVC: 1M **(A01)** / 2M **(A02)** / 5M **(A05)** / 10M **(A10)**
- PU: 1M **(B01)** / 2M **(B02)** / 5M **(B05)** / 10M **(B10)**

## M12 D-Coded (Shielded) > Overmolded with Cable > Female Connector

| 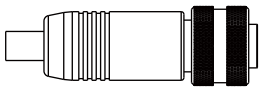 Straight | 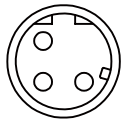 | 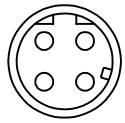 | 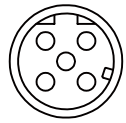 |
|---|---|---|---|
| Type | 4A/250V | 4A/250V | 4A/60V |
| Without Strain Relief | - | MSDS-04BFFM-SL7XXX* | - |

* XXX: Choose the cable type and length:
- PVC: 1M **(A01)** / 2M **(A02)** / 5M **(A05)** / 10M **(A10)**
- PU: 1M **(B01)** / 2M **(B02)** / 5M **(B05)** / 10M **(B10)**

## M12 D-Coded (Shielded) > Field Installable > Male Connector

| 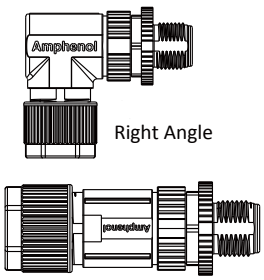  Right Angle Straight | | 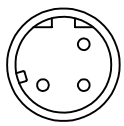 | 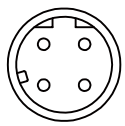 | 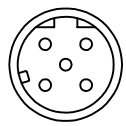 |
|---|---|---|---|---|
| Type | Contact Type | 4A/250V | 4A/250V | 4A/60V |
| Without Strain Relief | Screw Type | - | MSDS-04BMMB-S8 7001 | - |

8 Right Angle **(R)** or Straight **(L)**

## M12 D-Coded (Shielded) > Field Installable > Female Connector

| 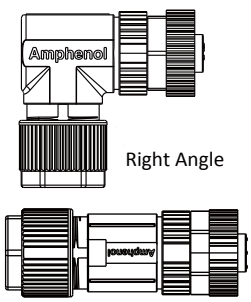  Right Angle Straight | | 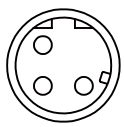 | 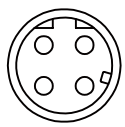 | 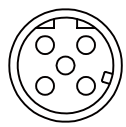 |
|---|---|---|---|---|
| Type | Contact Type | 4A/250V | 4A/250V | 4A/60V |
| Without Strain Relief | Screw Type | - | MSDS-04BFFB-S8 7001 | - |

8 Right Angle **(R)** or Straight **(L)**

[Note] Design and specification are subject to change without notice.

**IP 65 . 67 . 68**

**Receptacle I Unmated**
**Overmolded with Cable I Mated**
**Field Installable I Mated**

## M12 D-Coded (Metal Nut) > Receptacle > Male Connector

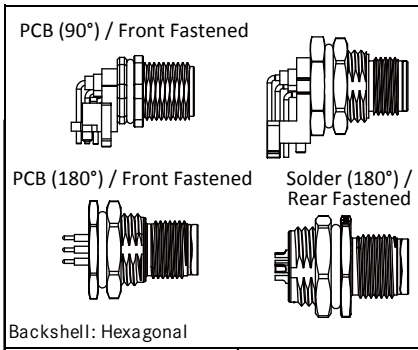


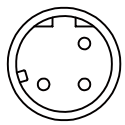

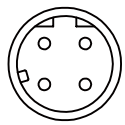

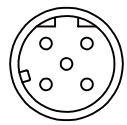

| Type | Mounting Thread | 4A/250V | 4A/250V | 4A/60V |
|---|---|---|---|---|
| PCB Pin (180°) | PG9 | M12D-03PMMP-SF8001 | M12D-04PMMP-SF8001 | M12D-05PMMP-SF8001 |
| | M16.0 | M12D-03PMMP-SF8002 | M12D-04PMMP-SF8001 | M12D-05PMMP-SF8001 |
| PCB Pin (90°) | M12 | - | M12D-04PMMR-SF7003 | - |
| | PG9 | - | M12D-04PMMR-SF8001 | - |
| | M16.0 | - | M12D-04PMMR-SF8002 | - |
| Solder Pin (180°) | PG9 | M12D-03PMMS-S8 8001 | M12D-04PMMS-S8 8001 | M12D-05PMMS-S8 8001 |
| | M16.0 | M12D-03PMMS-S8 8002 | M12D-04PMMS-S8 8002 | M12D-05PMMS-S8 8002 |

8 Front Fastened **(F)** or Rear Fastened **(H)**

## M12 D-Coded (Metal Nut) > Receptacle > Female Connector

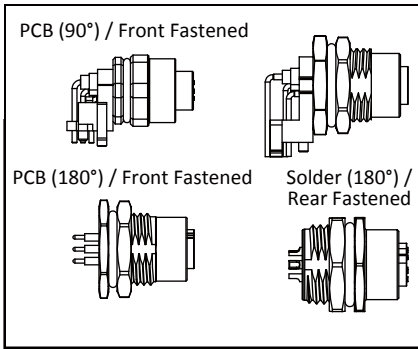


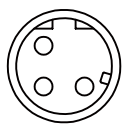

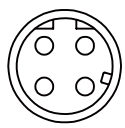

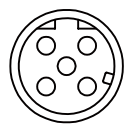

| Type | Mounting Thread | 4A/250V | 4A/250V | 4A/60V |
|---|---|---|---|---|
| PCB Pin (180°) | PG9 | M12D-03PFFP-SF8001 | M12D-04PFFP-SF8001 | M12D-05PFFP-SF8001 |
| | M16.0 | M12D-03PFFP-SF8002 | M12D-04PFFP-SF8001 | M12D-05PFFP-SF8001 |
| PCB Pin (90°) | M12 | - | M12D-04PFFR-SF7003 | - |
| | PG9 | - | M12D-04PFFR-SF8001 | - |
| | M16.0 | - | M12D-04PFFR-SF8002 | - |
| Solder Pin (180°) | PG9 | M12D-03PFFS-S8 8001 | M12D-04PFFS-S8 8001 | M12D-05PFFS-S8 8001 |
| | M16.0 | M12D-03PFFS-S8 8002 | M12D-04PFFS-S8 8002 | M12D-05PFFS-S8 8002 |

8 Front Fastened **(F)** or Rear Fastened **(H)**

## M12 D-Coded (Metal Nut) > Receptacle with Wire Harness > Male Connector

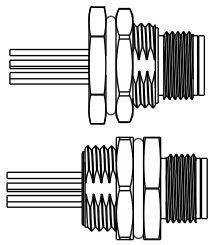


Backshell: Hexagonal

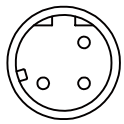

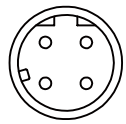

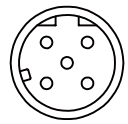

| Wire Length (UL1007)* | Mounting Thread | 4A/250V | 4A/250V | 4A/60V |
|---|---|---|---|---|
| 150mm | PG9 | M12D-03PMMC-S8 8B15 | M12D-04PMMC-S8 8B15 | M12D-05PMMC-S8 8B15 |
| | M16.0 | M12D-03PMMC-S8 8C15 | M12D-04PMMC-S8 8C15 | M12D-05PMMC-S8 8C15 |
| 300mm | PG9 | M12D-03PMMC-S8 8B30 | M12D-04PMMC-S8 8B30 | M12D-05PMMC-S8 8B30 |
| | M16.0 | M12D-03PMMC-S8 8C30 | M12D-04PMMC-S8 8C30 | M12D-05PMMC-S8 8C30 |
| 500mm | PG9 | M12D-03PMMC-S8 8B50 | M12D-04PMMC-S8 8B50 | M12D-05PMMC-S8 8B50 |
| | M16.0 | M12D-03PMMC-S8 8C50 | M12D-04PMMC-S8 8C50 | M12D-05PMMC-S8 8C50 |
| 1000mm | PG9 | M12D-03PMMC-S8 8BA0 | M12D-04PMMC-S8 8BA0 | M12D-05PMMC-S8 8BA0 |
| | M16.0 | M12D-03PMMC-S8 8CA0 | M12D-04PMMC-S8 8CA0 | M12D-05PMMC-S8 8CA0 |
| 1500mm | PG9 | M12D-03PMMC-S8 8BA5 | M12D-04PMMC-S8 8BA5 | M12D-05PMMC-S8 8BA5 |
| | M16.0 | M12D-03PMMC-S8 8CA5 | M12D-04PMMC-S8 8CA5 | M12D-05PMMC-S8 8CA5 |

8 Front Fastened **(F)** or Rear Fastened **(H)**

## M12 D-Coded (Metal Nut) > Receptacle with Wire Harness > Female Connector

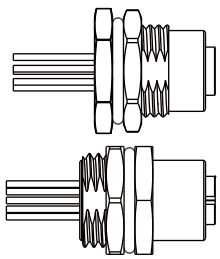


Backshell: Hexagonal

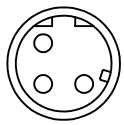

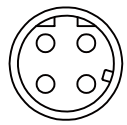

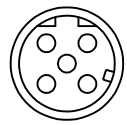

| Wire Length (UL1007)* | Mounting Thread | 4A/250V | 4A/250V | 4A/60V |
|---|---|---|---|---|
| 150mm | PG9 | M12D-03PFFC-S8 8B15 | M12D-04PFFC-S8 8B15 | M12D-05PFFC-S8 8B15 |
| | M16.0 | M12D-03PFFC-S8 8C15 | M12D-04PFFC-S8 8C15 | M12D-05PFFC-S8 8C15 |
| 300mm | PG9 | M12D-03PFFC-S8 8B30 | M12D-04PFFC-S8 8B30 | M12D-05PFFC-S8 8B30 |
| | M16.0 | M12D-03PFFC-S8 8C30 | M12D-04PFFC-S8 8C30 | M12D-05PFFC-S8 8C30 |
| 500mm | PG9 | M12D-03PFFC-S8 8B50 | M12D-04PFFC-S8 8B50 | M12D-05PFFC-S8 8B50 |
| | M16.0 | M12D-03PFFC-S8 8C50 | M12D-04PFFC-S8 8C50 | M12D-05PFFC-S8 8C50 |
| 1000mm | PG9 | M12D-03PFFC-S8 8BA0 | M12D-04PFFC-S8 8BA0 | M12D-05PFFC-S8 8BA0 |
| | M16.0 | M12D-03PFFC-S8 8CA0 | M12D-04PFFC-S8 8CA0 | M12D-05PFFC-S8 8CA0 |
| 1500mm | PG9 | M12D-03PFFC-S8 8BA5 | M12D-04PFFC-S8 8BA5 | M12D-05PFFC-S8 8BA5 |
| | M16.0 | M12D-03PFFC-S8 8CA5 | M12D-04PFFC-S8 8CA5 | M12D-05PFFC-S8 8CA5 |

8 Front Fastened **(F)** or Rear Fastened **(H)**

[Notes] Design and specification are subject to change without notice.

# IP 65 . 67 . 68

**Receptacle I Unmated**
**Overmolded with Cable I Mated**
**Field Installable I Mated**

## ⇲ M12 D-Coded (Metal Nut) > Overmolded with Cable > Male Connector

| 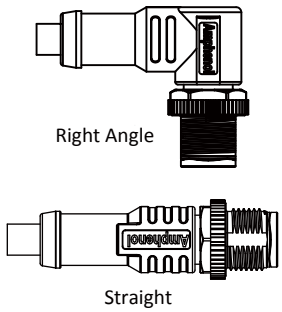  | 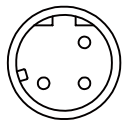 | 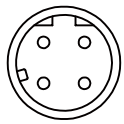 | 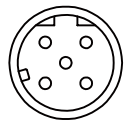 |
|---|---|---|---|
| Type | 4A/250V | 4A/250V | 4A/60V |
| Without Strain Relief | M12D-03BMMM-S8 8XXX* | M12D-04BMMM-S8 8XXX* | M12D-05BMMM-S8 8XXX* |

8 Right Angle **(R)** or Straight **(L)**
* XXX: Choose the cable type and length:
- PVC(UL2517 Yellow): 1M **(A01)** / 2M **(A02)** / 5M **(A05)** / 10M **(A10)**
- PU(UL20549 Black): 1M **(B01)** / 2M **(B02)** / 5M **(B05)** / 10M **(B10)**
- PVC(UL2517 Black): 1M **(D01)** / 2M **(D02)** / 5M **(D05)** / 10M **(D10)**

## ⇲ M12 D-Coded (Metal Nut) > Overmolded with Cable > Female Connector

| 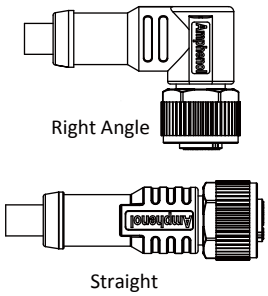  | 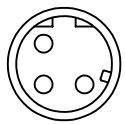 | 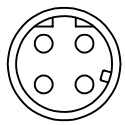 | 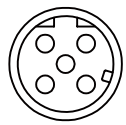 |
|---|---|---|---|
| Type | 4A/250V | 4A/250V | 4A/60V |
| Without Strain Relief | M12D-03BFFM-S8 8XXX* | M12D-04BFFM-S8 8XXX* | M12D-05BFFM-S8 8XXX* |

8 Right Angle **(R)** or Straight **(L)**
* XXX: Choose the cable type and length:
- PVC(UL2517 Yellow): 1M **(A01)** / 2M **(A02)** / 5M **(A05)** / 10M **(A10)**
- PU(UL20549 Black): 1M **(B01)** / 2M **(B02)** / 5M **(B05)** / 10M **(B10)**
- PVC(UL2517 Black): 1M **(D01)** / 2M **(D02)** / 5M **(D05)** / 10M **(D10)**

## M12 D-Coded (Metal Nut) > Field Installable > Male Connector

| | | | | |
|---|---|---|---|---|
| 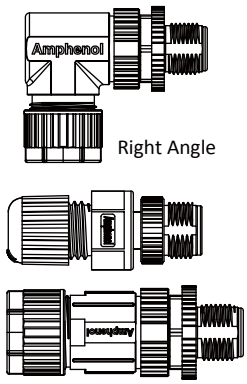  | | 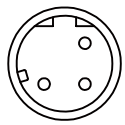 | 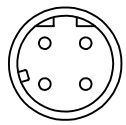 | 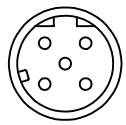 |
| Type | Contact Type | 4A/250V | 4A/250V | 4A/60V |
| Without Strain Relief | Solder Type | 12D-03BMMA-SL8001 | 12D-04BMMA-SL8001 | 12D-05BMMA-SL8001 |
| | Screw Type | - | M12D-04BMMB-S8 7001 | - |

8 Right Angle **(R)** or Straight **(L)**

## M12 D-Coded (Plastic) > Receptacle > Male Connector

| | | | | |
|---|---|---|---|---|
| PCB (90°) 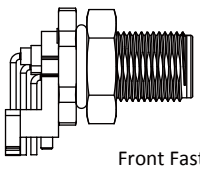 Front Fastened<br>Backshell: Hexagonal | | 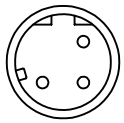 | 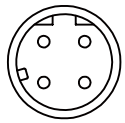 | 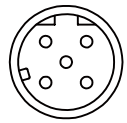 |
| Type | Mounting Thread | 4A/250V | 4A/250V | 4A/60V |
| PCB Pin (90°) | M12 | - | MSDP-04PMMR-SF8003 | - |

## M12 D-Coded (Plastic) > Receptacle > Female Connector

| | | | | |
|---|---|---|---|---|
| PCB (90°) 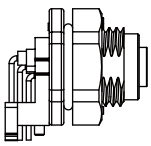 Front Fastened<br>Backshell: Hexagonal | | 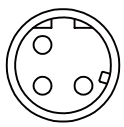 | 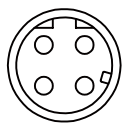 | 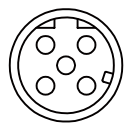 |
| Type | Mounting Thread | 4A/250V | 4A/250V | 4A/60V |
| PCB Pin (90°) | M16 | - | MSDP-04PFFR-SF8002 | - |

[Notes] Design and specification are subject to change without notice.

**IP 65 . 67 . 68**

**Receptacle I Unmated**
**Overmolded with Cable I Mated**
**Field Installable I Mated**

## ⇲ M12 D-Coded (Plastic) > Overmolded with Cable > Male Connector

| 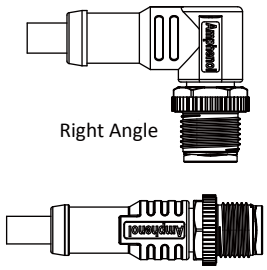  | 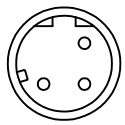 | 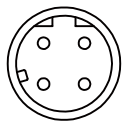 | 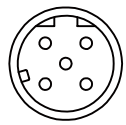 |
|---|---|---|---|
| Type | 4A/250V | 4A/250V | 4A/60V |
| Without Strain Relief | MSDP-03BMMM-S8 8XXX* | MSDP-04BMMM-S8 8XXX* | MSDP-05BMMM-S8 8XXX* |

8 Right Angle **(R)** or Straight **(L)**
* XXX: Choose the cable type and length:
- PVC(UL2517 Yellow): 1M **(A01)** / 2M **(A02)** / 5M **(A05)** / 10M **(A10)**
- PU(UL20549 Black): 1M **(B01)** / 2M **(B02)** / 5M **(B05)** / 10M **(B10)**
- PVC(UL2517 Black): 1M **(D01)** / 2M **(D02)** / 5M **(D05)** / 10M **(D10)**

## ⇲ M12 D-Coded (Plastic) > Overmolded with Cable > Female Connector

| 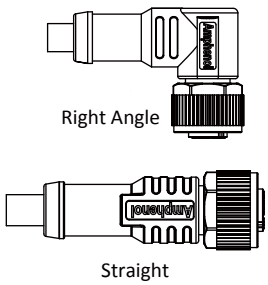  | 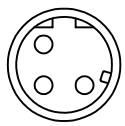 | 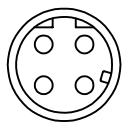 | 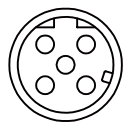 |
|---|---|---|---|
| Type | 4A/250V | 4A/250V | 4A/60V |
| Without Strain Relief | MSDP-03BFFM-S8 8XXX* | MSDP-04BFFM-S8 8XXX* | MSDP-05BFFM-S8 8XXX* |

8 Right Angle **(R)** or Straight **(L)**
* XXX: Choose the cable type and length:
- PVC(UL2517 Yellow): 1M **(A01)** / 2M **(A02)** / 5M **(A05)** / 10M **(A10)**
- PU(UL20549 Black): 1M **(B01)** / 2M **(B02)** / 5M **(B05)** / 10M **(B10)**
- PVC(UL2517 Black): 1M **(D01)** / 2M **(D02)** / 5M **(D05)** / 10M **(D10)**

## M12 D-Coded (Plastic) > Field Installable > Male Connector

| | | | | |
|---|---|---|---|---|
| 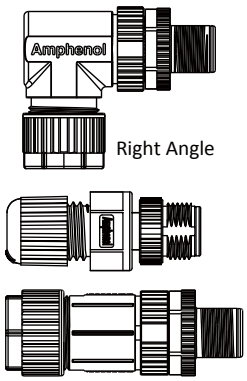  | | 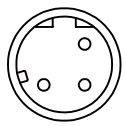 | 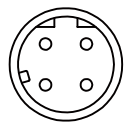 | 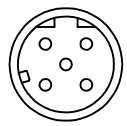 |
| Type | Contact Type | 4A/250V | 4A/250V | 4A/60V |
| Without Strain Relief | Solder Type | SDP-03BMMA-SL8001 | SDP-04BMMA-SL8001 | SDP-05BMMA-SL8001 |
| | Screw Type | - | MSDP-04BMMB-S8 7001 | - |

8 Right Angle **(R)** or Straight **(L)**

## M12 D-Coded (Plastic) > Field Installable > Female Connector

| | | | | |
|---|---|---|---|---|
| 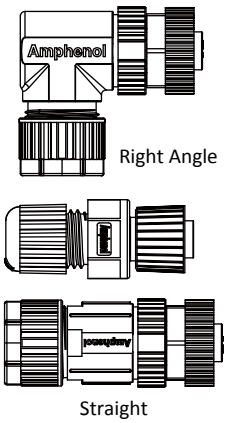  | | 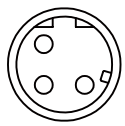 | 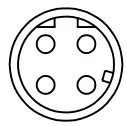 | 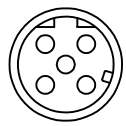 |
| Type | Contact Type | 4A/250V | 4A/250V | 4A/60V |
| Without Strain Relief | Solder Type | SDP-03BFFA-SL8001 | SDP-04BFFA-SL8001 | SDP-05BFFA-SL8001 |
| | Screw Type | - | MSDP-04BMMB-S8 7001 | - |

8 Right Angle **(R)** or Straight **(L)**

[Notes] Design and specification are subject to change without notice.

# IP 65 . 67 . 68

**Receptacle I Unmated**
**Overmolded with Cable I Mated**
**Field Installable I Mated**

## M12 I Style (Metal) > Receptacle > Male Connector (Housing)

| | |
|---|---|
| PCB (180°) / Front Fastened 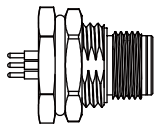 Solder (180°) / Rear Fastened 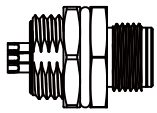 Backshell: Hexagonal | Male+Female Contact |
| Type | 4A/60V |
| PCB Pin (180°) | M12I-05PMIP-SF8001 |
| | M12I-05PMIP-SF8002 |
| Solder Pin (180°) | 12-05PMIS-S 8 8001 |
| | 12-05PMIS-S 8 8002 |

8 Front Fastened **(F)** or Rear Fastened **(H)**

## M12 I Style (Metal) > Receptacle > Female Connector (Housing)

| | |
|---|---|
| PCB (180°) / Front Fastened 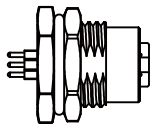 Solder (180°) / Rear Fastened 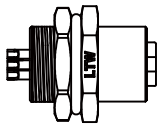 Backshell: Hexagonal | Male+Female Contact |
| Type | 4A/60V |
| PCB Pin (180°) | M12I-05PFIP-SF8001 |
| | M12I-05PFIP-SF8002 |
| Solder Pin (180°) | 12-05PFIS-S 8 8001 |
| | 12-05PFIS-S 8 8002 |

8 Front Fastened **(F)** or Rear Fastened **(H)**

## M12 I Style (Metal) > Overmolded with Cable > Male Connector (Housing)

| | |
|---|---|
| 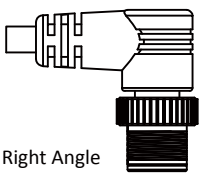 Right Angle 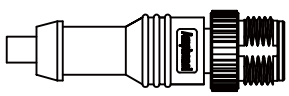 Straight | Male+Female Contact |
| Type | 4A/60V |
| With Strain Relief | M12I-05AMIM-S 8 8XXX* |
| Without Strain Relief | M12I-05BMIM-S 8 8XXX* |

8 Right Angle **(R)** or Straight **(L)**
* XXX: Choose the cable type and length
- PVC: 1M **(A01)** / 2M **(A02)** / 5M **(A05)** / 10M **(A10)**
- PU: 1M **(B01)** / 2M **(B02)** / 5M **(B05)** / 10M **(B10)**
- PVC(UL2517 Black): 1M **(D01)** / 2M **(D02)** / 5M **(D05)** / 10M **(D10)**

## M12 I Style (Metal) > Overmolded with Cable > Female Connector

| | |
|---|---|
| 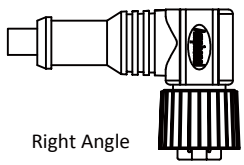 Right Angle  Straight | 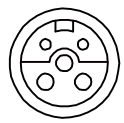 Male+Female Contact |
| Type | 4A/60V |
| With Strain Relief | M12I-05AFIM-S 8 7XXX* |
| Without Strain Relief | M12I-05BFIM-S 8 8XXX* |

8 Right Angle **(R)** or Straight **(L)**
* XXX: Choose the cable type and length
- PVC: 1M **(A01)** / 2M **(A02)** / 5M **(A05)** / 10M **(A10)**
- PU: 1M **(B01)** / 2M **(B02)** / 5M **(B05)** / 10M **(B10)**
- PVC(UL2517 Black): 1M **(D01)** / 2M **(D02)** / 5M **(D05)** / 10M **(D10)**

## M12 I Style (Metal) > Field Installable > Male Connector (Housing)

| | |
|---|---|
| 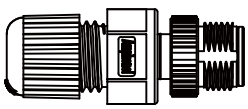 Straight | Male+Female Contact |
| Type | 4A/60V |
| Without Strain Relief | M12I-05BMIA-SL8001 |

## M12 I Style (Metal) > Field Installable > Female Connector (Housing)

| | |
|---|---|
| 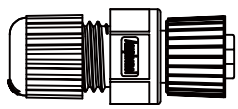 Straight | Male+Female Contact |
| Type | 4A/60V |
| Without Strain Relief | M12I-05BFIA-SL8001 |

## M12 I Style (Plastic) > Overmolded with Cable > Male Connector (Housing)

| | |
|---|---|
| 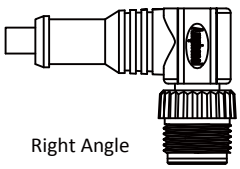 Right Angle 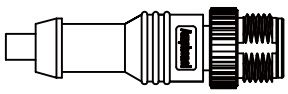 Straight | Male+Female Contact |
| Type | 4A/250V |
| Without Strain Relief | MSIP-05BMIM-S8 8XXX* |

8 Right Angle **(R)** or Straight **(L)**
* XXX: Choose the cable type and length
- PVC: 1M **(A01)** / 2M **(A02)** / 5M **(A05)** / 10M **(A10)**
- PU: 1M **(B01)** / 2M **(B02)** / 5M **(B05)** / 10M **(B10)**
- PVC(UL2517 Black): 1M **(D01)** / 2M **(D02)** / 5M **(D05)** / 10M **(D10)**

## M12 I Style (Plastic) > Overmolded with Cable > Female Connector (Housing)

| | |
|---|---|
| 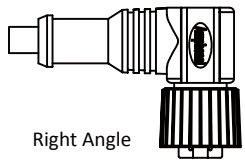 Right Angle Straight | Male+Female Contact |
| Type | 4A/60V |
| Without Strain Relief | MSIP-05BFIM-S8 8XXX* |

8 Right Angle **(R)** or Straight **(L)**
* XXX: Choose the cable type and length
- PVC: 1M **(A01)** / 2M **(A02)** / 5M **(A05)** / 10M **(A10)**
- PU: 1M **(B01)** / 2M **(B02)** / 5M **(B05)** / 10M **(B10)**
- PVC(UL2517 Black): 1M **(D01)** / 2M **(D02)** / 5M **(D05)** / 10M **(D10)**

[Notes] Design and specification are subject to change without notice.

# IP 65 . 67 . 68

**Receptacle I Unmated**
**Overmolded with Cable I Mated**
**Field Installable I Mated**

## M12 S-Coded (Metal Nut) > Receptacle with Wire Harness > Male Connector

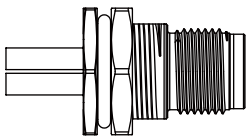

Front Fastened

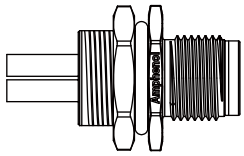

Rear Fastened

Backshell: Hexagonal

| Wire Length (UL 1015)* | Mounting Thread | 12A/630V |
|---|---|---|
| 150mm | PG9 | M12S-04PMMS-S8B15 |
| | M16.0 | M12S-04PMMS-S8C15 |
| 300mm | PG9 | M12S-04PMMS-S8B30 |
| | M16.0 | M12S-04PMMS-S8C30 |
| 500mm | PG9 | M12S-04PMMS-S8B50 |
| | M16.0 | M12S-04PMMS-S8C50 |
| 1000mm | PG9 | M12S-04PMMS-S8BA0 |
| | M16.0 | M12S-04PMMS-S8CA0 |
| 1500mm | PG9 | M12S-04PMMS-S8BA5 |
| | M16.0 | M12S-04PMMS-S8CA5 |

8 Front Fastened **(F)** or Rear Fastened **(H)**
* Other wire types are available upon request.

## M12 S-Coded (Metal Nut) > Receptacle with Wire Harness > Female Connector

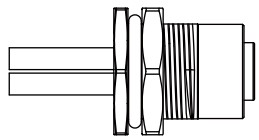

Front Fastened

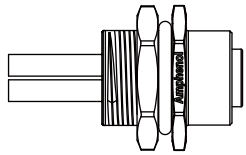

Rear Fastened

Backshell: Hexagonal

| Wire Length (UL 1015)* | Mounting Thread | 12A/630V |
|---|---|---|
| 150mm | PG9 | M12S-04PFFS-S8B15 |
| | M16.0 | M12S-04PFFS-S8C15 |
| 300mm | PG9 | M12S-04PFFS-S8B30 |
| | M16.0 | M12S-04PFFS-S8C30 |
| 500mm | PG9 | M12S-04PFFS-S8B50 |
| | M16.0 | M12S-04PFFS-S8C50 |
| 1000mm | PG9 | M12S-04PFFS-S8BA0 |
| | M16.0 | M12S-04PFFS-S8CA0 |
| 1500mm | PG9 | M12S-04PFFS-S8BA5 |
| | M16.0 | M12S-04PFFS-S8CA5 |

8 Front Fastened **(F)** or Rear Fastened **(H)**
* Other wire types are available upon request.

## M12 S-Coded (Metal Nut) > Field Installable > Male Connector

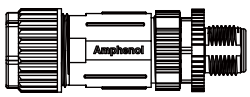

Straight

| Type | Contact Type | 12A/630V |
|---|---|---|
| Without Strain Relief | Screw Type | M12S-04BMMB-SL7002 |

## M12 S-Coded (Metal Nut) > Field Installable > Female Connector

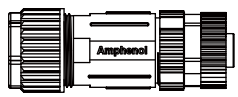

Straight

| Type | Contact Type | 12A/630V |
|---|---|---|
| Without Strain Relief | Screw Type | M12S-04BFFB-SL7002 |

## M12 S-Coded (Plastic) > Field Installable > Male Connector

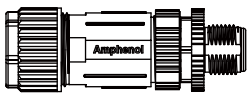


Straight

| Type | Contact Type | 12A/630V |
|---|---|---|
| Without Strain Relief | Screw Type | MSSP-04BMMB-SL7002 |

## M12 S-Coded (Plastic) > Field Installable > Female Connector

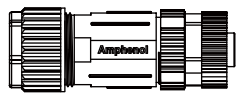


Straight

| Type | Contact Type | 12A/630V |
|---|---|---|
| Without Strain Relief | Screw Type | MSSP-04BMMB-SL7002 |

## M12 T-Coded (Metal Nut) > Receptacle with Wire Harness > Male Connector

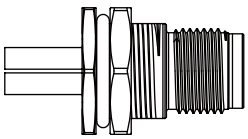

Front Fastened

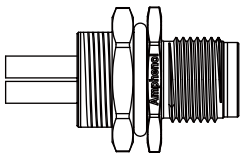


Rear Fastened

Backshell: Hexagonal

| Wire Length (UL1015)* | Mounting Thread | 12A/630V |
|---|---|---|
| 150mm | PG9 | M12T-04PMMS-S8 8B15 |
| | M16.0 | M12T-04PMMS-S8 8C15 |
| 300mm | PG9 | M12T-04PMMS-S8 8B30 |
| | M16.0 | M12T-04PMMS-S8 8C30 |
| 500mm | PG9 | M12T-04PMMS-S8 8B50 |
| | M16.0 | M12T-04PMMS-S8 8C50 |
| 1000mm | PG9 | M12T-04PMMS-S8 8BA0 |
| | M16.0 | M12T-04PMMS-S8 8CA0 |
| 1500mm | PG9 | M12T-04PMMS-S8 8BA5 |
| | M16.0 | M12T-04PMMS-S8 8CA5 |

8 Front Fastened **(F)** or Rear Fastened **(H)**
* Other wire types are available upon request.

## M12 T-Coded (Metal Nut) > Receptacle with Wire Harness > Female Connector

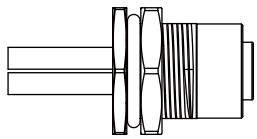

Front Fastened

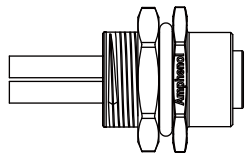


Rear Fastened

Backshell: Hexagonal

| Wire Length (UL1015)* | Mounting Thread | 12A/630V |
|---|---|---|
| 150mm | PG9 | M12T-04PFFS-S8 8B15 |
| | M16.0 | M12T-04PFFS-S8 8C15 |
| 300mm | PG9 | M12T-04PFFS-S8 8B30 |
| | M16.0 | M12T-04PFFS-S8 8C30 |
| 500mm | PG9 | M12T-04PFFS-S8 8B50 |
| | M16.0 | M12T-04PFFS-S8 8C50 |
| 1000mm | PG9 | M12T-04PFFS-S8 8BA0 |
| | M16.0 | M12T-04PFFS-S8 8CA0 |
| 1500mm | PG9 | M12T-04PFFS-S8 8BA5 |
| | M16.0 | M12T-04PFFS-S8 8CA5 |

8 Front Fastened **(F)** or Rear Fastened **(H)**
* Other wire types are available upon request.

[Notes] Design and specification are subject to change without notice.

**IP 65 . 67 . 68**

**Receptacle I Unmated**
**Overmolded with Cable I Mated**
**Field Installable I Mated**

## M12 T-Coded (Metal Nut)
## > Field Installable
## > Male Connector

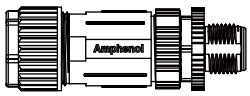


Straight

| | | |
|---|---|---|
| Type | Contact Type | 12A/630V |
| Without Strain Relief | Screw Type | M12T-04BMMB-SL7002 |

## M12 T-Coded (Metal Nut)
## > Field Installable
## > Female Connector

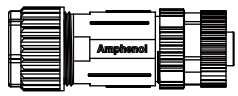


Straight

| | | |
|---|---|---|
| Type | Contact Type | 12A/630V |
| Without Strain Relief | Screw Type | M12T-04BFFB-SL7002 |

## M12 T-Coded (Plastic)
## > Field Installable
## > Male Connector

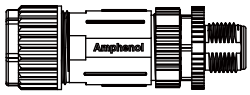


Straight

| | | |
|---|---|---|
| Type | Contact Type | 12A/630V |
| Without Strain Relief | Screw Type | MSTP-04BMMB-SL7002 |

## M12 T-Coded (Plastic)
## > Field Installable
## > Female Connector

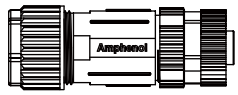


Straight

| | | |
|---|---|---|
| Type | Contact Type | 12A/630V |
| Without Strain Relief | Screw Type | MSTP-04BFFB-SL7002 |

## M12 X-Coded (Shielded)
## > Receptacle
## > Female Connector

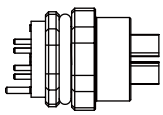

Front Fastened

| | | |
|---|---|---|
| Type | Mounting Thread | 4A/250V |
| PCB Pin (180°) | M12 | MSXS-08PFFP-SF7001 |

## M12 X-Coded (Shielded)
## > Overmolded with Cable
## > Male Connector




Straight

| | |
|---|---|
| Type | 0.5/48V |
| Without Strain Relief | MSXS-08BMMM-SL8XXX* |
| Double ended cable | MSXS8ML-SXSML-SGXXXX** |

* XXX: Choose the cable length:
1M **(X01)** / 2M **(X02)** / 5M **(X05)** / 10M **(X10)**
** XXXX: Choose the cable length
1M **(G010)** / 2M **(G020)** / 5M **(G050)** / 10M **(G100)**

## ↘ Heavy Duty Shielded Connector > Receptacle > Male Connector

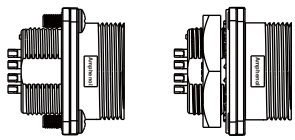


Backshell: Square
Mating style: Screw Thread
Fastened Screw: M3*4 pics
Mounting Thread: M20

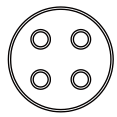
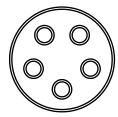

| Current Rating &Voltage | Contact Type | Salt Spray Test | | | | |
|---|---|---|---|---|---|---|
| 5A/250V | Solder Pin / Female | 48H | - | - | - | - |
| | | 500H | - | - | - | - |
| 10A/250V | | 48H | - | - | LB20-04PMFS-S8 8001 | LB20-05PMFS-S8 8001 |
| | | 500H | - | - | HB20-04PMFS-S8 8001 | HB20-05PMFS-S8 8001 |
| 20A/300V | | 48H | LC20-02PMFS-S8 8001 | LC20-03PMFS-S8 8001 | - | - |
| | | 500H | HC20-02PMFS-S8 8001 | HC20-03PMFS-S8 8001 | - | - |

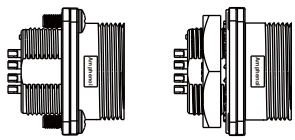


Backshell: Square
Mating style: Screw Thread
Fastened Screw: M3*4 pics
Mounting Thread: M20

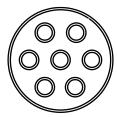
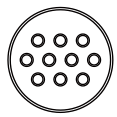
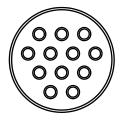
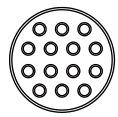

| Current Rating &Voltage | Contact Type | Salt Spray Test | | | | |
|---|---|---|---|---|---|---|
| 5A/250V | Solder Pin / Female | 48H | - | LD20-10PMFS-S8 8001 | LD20-12PMFS-S8 8001 | LD20-14PMFS-S8 8001 |
| | | 500H | - | HD20-10PMFS-S8 8001 | HD20-12PMFS-S8 8001 | HD20-14PMFS-S8 8001 |
| 10A/250V | | 48H | LB20-07PMFS-S8 8001 | - | - | - |
| | | 500H | HB20-07PMFS-S8 8001 | - | - | - |
| 20A/300V | | 48H | - | - | - | - |
| | | 500H | - | - | - | - |

8 Front Fastened **(W)** or Rear Fastened **(N)**

[Notes] Design and specification are subject to change without notice.

**IP 65 . 67 . 68**

Receptacle I Unmated
Overmolded with Cable I Mated
Field Installable I Mated

## Heavy Duty Shielded Connector > Field Installable > Female Connector (Housing)

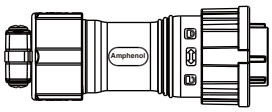


Straight

Without Strain Relief

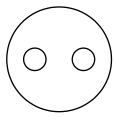
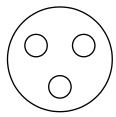
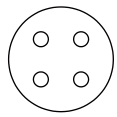
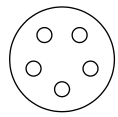

| Current Rating &Voltage | Contact Type | Salt Spray Test | | | | |
|---|---|---|---|---|---|---|
| 5A/250V | Solder Type / Male | 48H | - | - | - | - |
| | | 500H | - | - | - | - |
| 10A/250V | Solder Type / Male | 48H | - | - | LB20-04BFMA-SL8001 | LB20-05BFMA-SL8001 |
| | | 500H | - | - | HB20-04BFMA-SL8001 | HB20-05BFMA-SL8001 |
| 20A/300V | Solder Type / Male | 48H | LC20-02BFMA-SL8001 | LC20-03BFMA-SL8001 | - | - |
| | | 500H | HC20-02BFMA-SL8001 | HC20-03BFMA-SL8001 | - | - |

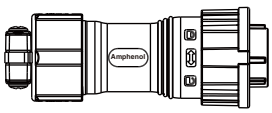


Straight

Without Strain Relief

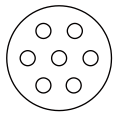
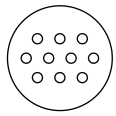
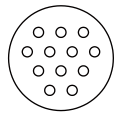
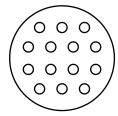

| Current Rating &Voltage | Contact Type | Salt Spray Test | | | | |
|---|---|---|---|---|---|---|
| 5A/250V | Solder Type / Male | 48H | - | LD20-10BFMA-SL8001 | LD20-12BFMA-SL8001 | LD20-14BFMA-SL8001 |
| | | 500H | - | HD20-10BFMA-SL8001 | HD20-12BFMA-SL8001 | HD20-14BFMA-SL8001 |
| 10A/250V | Solder Type / Male | 48H | LB20-07BFMA-SL8001 | - | - | - |
| | | 500H | HB20-07BFMA-SL8001 | - | - | - |
| 20A/300V | Solder Type / Male | 48H | - | - | - | - |
| | | 500H | - | - | - | - |

## M23 (Shielded)
## > Receptacle (Field Installable Type)
## > Male Connector (Housing)

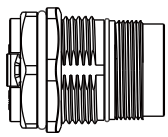

Front Fastened

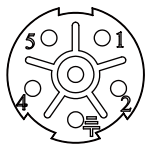


Backshell: Hexagonal

| Type | Contact Gender | 28A/100V |
|---|---|---|
| Crimp Pin | Male | LJ23-06PMMC-SF7001 |
| | | LJ23-06PMMC-SF7002 |

## M23 (Shielded)
## > Receptacle (Field Installable Type)
## > Male Connector (Housing)

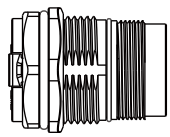

Front Fastened

Backshell: Hexagonal

| Type | Contact Gender | 28A/100V |
|---|---|---|
| Crimp Pin | Female | LJ23-06PMFC-SF7001 |
| | | LJ23-06PMFC-SF7002 |

## M23 (Shielded)
## > Field Installable
## > Female Connector (Houseing)

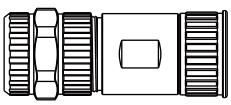

Front Fastened




| Type | Contact Type | Contact Gender | 12A/630V |
|---|---|---|---|
| Without Strain Relief | Crimp Pin | Male | LJ23-06DFMC-SL7001 |
| | | | LJ23-06DFMC-SL7002 |

## M23 (Shielded)
## > Field Installable
## > Female Connector (Houseing)

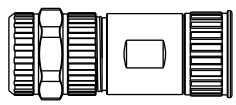

Front Fastened

| Type | Contact Type | Contact Gender | 12A/630V |
|---|---|---|---|
| Without Strain Relief | Crimp Pin | Female | LJ23-06DFFC-SL7001 |
| | | | LJ23-06DFFC-SL7002 |

[Notes] Design and specification are subject to change without notice.

**IP 65 . 67 . 68**

Receptacle I Unmated
Overmolded with Cable I Mated
Field Installable I Mated

## M8 Distribution Box > M12 / M16 Homerun

| | | |
|---|---|---|
| | 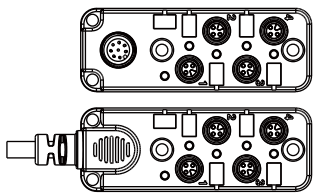 | 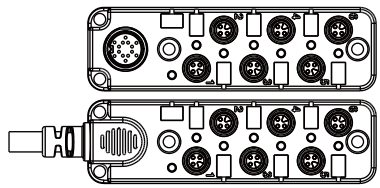 |
| No of Port Type | 4 Port | 6 Port |
| Without cable | DB8-3A4M12-SPS7001 | DB8-3A6M16-SPS7001 |
| With cable | DB8-3A4CAB-SPS7BXX* | DB8-3A6CAB-SPS7BXX* |
| |  | 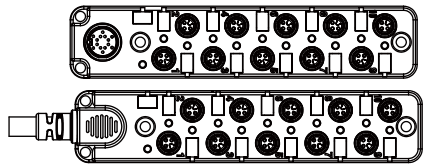 |
| No of Port Type | 8 Port | 10 Port |
| Without cable | DB8-3A8M16-SPS7001 | DB8-3A10M16-SPS7001 |
| With cable | DB8-3A8CAB-SPS7BXX* | DB8-3A10CAB-SPS7BXX* |

## M12 Distribution Box > M23 Homerun

| | | |
|---|---|---|
| |  |  |
| No of Port Type | 4 Port | 8 Port |
| Without cable | DB12-5A4M23-DPS7001 | DB12-5A8M23-DPS7001 |
| With cable | DB12-5A4CAB-DPS7BXX* | DB8-3A6CAB-SPS7BXX* |

# Accessories

## Waterproof Cap

Customized – Upon Request

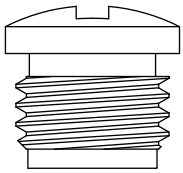
M8 (For Female)

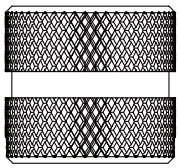
M10.5 (For Male)

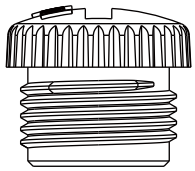
M12 (For Female)

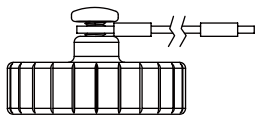
M22 (For Male) / Cap With Fish Line

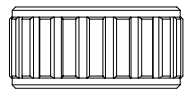
M23 (For Male)

| Size | | Mating Pair | Mating Style | Mating Pair (Gender) | P/N |
|---|---|---|---|---|---|
| M8 | | Overmolded with Cable | Screw Thread | Female | CAP-WBBFSCC1 |
| | | Receptacle and Overmolded with Cable | Screw Thread | Male | CAP-WBBMSMA1 |
| | | | | Female | CAP-WBBFSMA1 |
| M10.5 | | Receptacle and Overmolded with Cable | Screw Thread | Male | CAP-WBCMSMA2 |
| M12 | A/B/D Code I Style | Receptacle | Screw Thread | Male | CAP-WBDPMSB1 |
| | | Receptacle and Overmolded with Cable | | Male | CAP-WBDMSMA7 |
| | | | | Female | CAP-WBDFSMA7 |
| M12 (Plastic) | A/B/D Code I Style | Receptacle and Overmolded with Cable | Screw Thread | Male | CAP-WBDMSMA7 |
| | | | | Female | CAP-WBDFSMA7 |
| M22 | | Receptacle | Screw Thread | Male | CAP-WHBMSPD1 |
| M23 | | Receptacle and Overmolded with Cable | Screw Thread | Male | CAP-WBHMSMA1 |

7 Choose plastic **(1)** or metal **(2)**

【Note】Design and specification are subject to change without notice.

# IP 65 . 67 . 68

**Receptacle I Unmated**
**Overmolded with Cable I Mated**
**Field Installable I Mated**

## ↘ M12 > T-Cable

**Customized – Upon Request**

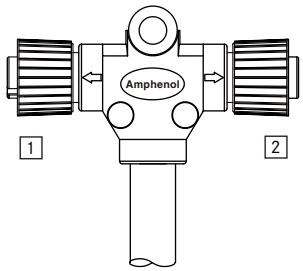


Choose Connector / Contacts Gender:

6 For connector 1

7 For connector 2

A/B/D Code

M: Male + Male

F: Female + Female

I Style

K: Connector (Male) + Contact (Male+Female)

Z: Connector (Female) + Contact (Male+Female)

*XX: Choose the cable length:01-99 m / PVC UL2464 Cable

| Type | | Current Rating | Contacts 2 | Mating Style | Connector 1 (Male Connector / Male Contacts)<br>Connector 2 (Male Connector / Male Contacts) | Connector 1 (Female Connector / Female Contacts)<br>Connector 2 (Female Connector / Female Contacts) | More options |
|---|---|---|---|---|---|---|---|
| M12 | A Code | 4A | 03,04,05 | Screw Thread | SS-2 3 00-MM0-TSAXX* | SS-2 3 00-FF0-TSAXX* | SS-2 3 00-6 7 0-TSAXX* |
| | | 2A | 08 | | SS-080800-MM0-TSAXX* | SS-080800-FF0-TSAXX* | SS-080800-6 7 0-TSAXX* |
| | B Code | 4A | 04,05 | | SB-2 3 00-MM0-TSAXX* | SB-2 3 00-FF0-TSAXX* | SB-2 3 00-6 7 0-TSAXX* |
| | D Code | 4A | 04,05 | | SD-2 3 00-MM0-TSAXX* | SD-2 3 00-FF0-TSAXX* | SD-2 3 00-6 7 0-TSAXX* |
| | I Style | 4A | 05 | | SI-050500-KK0-TSAXX* | SI-050500-ZZ0-TSAXX* | SI-050500-6 7 0-TSAXX* |
| M12 (Plastic) | A Code | 4A | 03,04,05 | Screw Thread | PS-2 3 00-MM0-TSAXX* | PS-2 3 00-FF0-TSAXX* | PS-2 3 00-6 7 0-TSAXX* |
| | | 2A | 08 | | PS-080800-MM0-TSAXX* | PS-080800-FF0-TSAXX* | PS-080800-6 7 0-TSAXX* |
| | B Code | 4A | 04,05 | | PB-2 3 00-MM0-TSAXX* | PB-2 3 00-FF0-TSAXX* | PB-2 3 00-6 7 0-TSAXX* |
| | D Code | 4A | 04,05 | | PD-2 3 00-MM0-TSAXX* | PD-2 3 00-FF0-TSAXX* | PD-2 3 00-6 7 0-TSAXX* |
| | I Style | 4A | 05 | | PI-050500-KK0-TSAXX* | PI-050500-ZZ0-TSAXX* | PI-050500-6 7 0-TSAXX* |

## M12 > Y-Cable

Customized – Upon Request

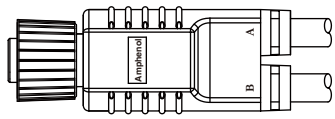


*XX: Choose the cable length:01-99 m / PVC UL2464 Cable

| Type | | Current Rating | Contacts ❷ | Mating Style | Connector (Male Connector / Male Contacts) | Connector (Female Connector / Female Contacts) |
|---|---|---|---|---|---|---|
| M12 | A Code | 4A | 03,04,05 | Screw Thread | SS- ❷ 0000-M00-YSB* | SS- ❷ 0000-F00-YSB* |
| | | 2A | 08 | Screw Thread | SS-080000-M00-YSB* | SS-080000-F00-YSB* |
| | B Code | 4A | 04,05 | Screw Thread | SB- ❷ 0000-M00-YSB* | SB- ❷ 0000-F00-YSB* |
| | D Code | 4A | 04,05 | Screw Thread | SD- ❷ 0000-M00-YSB* | SD- ❷ 0000-F00-YSB* |
| | I Style | 4A | 05 | Screw Thread | SI-050000-K00-YSB* | SI-050000-Z00-YSB* |

# IP 65 . 67 . 68

**Receptacle I Unmated**
**Overmolded with Cable I Mated**
**Field Installable I Mated**

## M12 > T-Adaptor

**Customized – Upon Request**

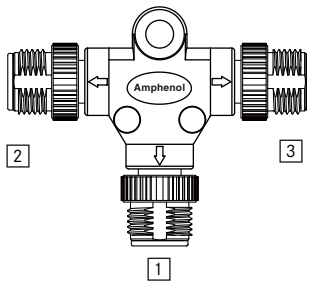


Choose Connector / Contacts Gender:

- 5 For connector 1
- 6 For connector 2
- 7 For connector 3

A/B/D Code

M: Male + Male

F: Female + Female

I Style

K: Connector (Male) + Contact (Male+Female)

Z: Connector (Female) + Contact (Male+Female)

| Type | | Current Rating | Contacts 2 | Mating Style | Connector 1 (Male Connector / Male Contacts)<br>Connector 2 (Male Connector / Male Contacts)<br>Connector 3 (Male Connector / Male Contacts) | Connector 1 (Female Connector / Female Contacts)<br>Connector 2 (Female Connector / Female Contacts)<br>Connector 3 (Female Connector / Female Contacts) | More options |
|---|---|---|---|---|---|---|---|
| M12 | A Code | 4A | 03,04,05 | Screw Thread | SS-222-MMM-TS001 | SS-222-FFF-TS001 | SS-222-567-TS001 |
| | | 2A | 08 | Screw Thread | SS-080808-MMM-TS001 | SS-080808-FFF-TS001 | SS-080808-567-TS001 |
| | B Code | 4A | 04,05 | Screw Thread | SB-222-MMM-TS001 | SB-222-FFF-TS001 | SB-222-567-TS001 |
| | D Code | 4A | 04,05 | Screw Thread | SD-222-MMM-TS001 | SD-222-FFF-TS001 | SD-222-567-TS001 |
| | I Style | 4A | 05 | Screw Thread | SI-050505-KKK-TS001 | SI-050505-ZZZ-TS001 | SI-050505-567-TS001 |
| M12 (Plastic) | A Code | 4A | 03,04,05 | Screw Thread | PS-222-MMM-TS001 | PS-222-FFF-TS001 | PS-222-567-TS001 |
| | | 2A | 08 | Screw Thread | PS-080808-MMM-TS001 | PS-080808-FFF-TS001 | PS-080808-567-TS001 |
| | B Code | 4A | 04,05 | Screw Thread | PB-222-MMM-TS001 | PB-222-FFF-TS001 | PB-222-567-TS001 |
| | D Code | 4A | 04,05 | Screw Thread | PD-222-MMM-TS001 | PD-222-FFF-TS001 | PD-222-567-TS001 |
| | I Style | 4A | 05 | Screw Thread | PI-050505-KKK-TS001 | PI-050505-ZZZ-TS001 | PI-050505-567-TS001 |

## M12 > Y-Adaptor

Customized – Upon Request

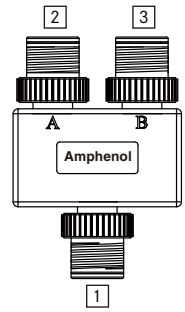


Choose Connector / Contacts Gender:

5 For connector 1
6 For connector 2
7 For connector 3

A/B/D Code
M: Male + Male
F: Female + Female

I Style
K: Connector (Male) + Contact (Male+Female)
Z: Connector (Female) + Contact (Male+Female)

| Type | | Current Rating | Contacts 2 | Mating Style | Connector 1 (Male Connector / Male Contacts)<br>Connector 2 (Male Connector / Male Contacts)<br>Connector 3 (Male Connector / Male Contacts) | Connector 1 (Female Connector / Female Contacts)<br>Connector 2 (Female Connector / Female Contacts)<br>Connector 3 (Female Connector / Female Contacts) | More options |
|---|---|---|---|---|---|---|---|
| M12 | A Code | 4A | 03,04,05 | Screw Thread | SS-222-MMM-YS001 | SS-222-FFF-YS001 | SS-222-567-YS001 |
| | | 2A | 08 | Screw Thread | SS-080808-MMM-YS001 | SS-080808-FFF-YS001 | SS-080808-567-YS001 |
| | B Code | 4A | 04,05 | Screw Thread | SB-222-MMM-YS001 | SB-222-FFF-YS001 | SB-222-567-YS001 |
| | D Code | 4A | 04,05 | Screw Thread | SD-222-MMM-YS001 | SD-222-FFF-YS001 | SD-222-567-YS001 |
| | I Style | 4A | 05 | Screw Thread | SI-050505-KKK-YS001 | SI-050505-ZZZ-YS001 | SI-050505-567-YS001 |
| M12 (Plastic) | A Code | 4A | 03,04,05 | Screw Thread | PS-222-MMM-YS001 | PS-222-FFF-YS001 | PS-222-567-YS001 |
| | | 2A | 08 | Screw Thread | PS-080808-MMM-YS001 | PS-080808-FFF-YS001 | PS-080808-567-YS001 |
| | B Code | 4A | 04,05 | Screw Thread | PB-222-MMM-YS001 | PB-222-FFF-YS001 | PB-222-567-YS001 |
| | D Code | 4A | 04,05 | Screw Thread | PD-222-MMM-YS001 | PD-222-FFF-YS001 | PD-222-567-YS001 |
| | I Style | 4A | 05 | Screw Thread | PI-050505-KKK-YS001 | PI-050505-ZZZ-YS001 | PI-050505-567-YS001 |

# IP 65 . 67 . 68

**Receptacle I Unmated**
**Overmolded with Cable I Mated**
**Field Installable I Mated**

## ↘ M12 > I-Adaptor

**Customized – Upon Request**

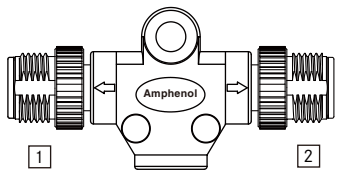


Choose Connector / Contacts Gender:

6 For connector 1

7 For connector 2

A/B/D Code

M: Male + Male

F: Female + Female

I Style

K: Connector (Male) + Contact (Male+Female)

Z: Connector (Female) + Contact (Male+Female)

| Type | | Current Rating | Contacts 3 | Mating Style | Connector 1 (Male Connector / Male Contacts) Connector 2 (Male Connector / Male Contacts) | Connector 1 (Female Connector / Female Contacts) Connector 2 (Female Connector / Female Contacts) | More options |
|---|---|---|---|---|---|---|---|
| M12 | A Code | 4A | 03,04,05 | Screw Thread | SS-00 3 3 -0MM-IS001 | SS-00 3 3 -0FF-IS001 | SS-00 3 3 -0 6 7 -IS001 |
| | | 2A | 08 | Screw Thread | SS-000808-0MM-IS001 | SS-000808-0FF-IS001 | SS-000808-0 6 7 -IS001 |
| | B Code | 4A | 04,05 | Screw Thread | SB-00 3 3 -0MM-IS001 | SB-00 3 3 -0FF-IS001 | SB-00 3 3 -0 6 7 -IS001 |
| | D Code | 4A | 04,05 | Screw Thread | SD-00 3 3 -0MM-IS001 | SD-00 3 3 -0FF-IS001 | SD-00 3 3 -0 6 7 -IS001 |
| | I Style | 4A | 05 | Screw Thread | SI-000505-0KK-IS001 | SI-000505-0ZZ-IS001 | SI-000505-0KZ-IS001<br>SI-000505-0ZK-IS001 |
| M12 (Plastic) | A Code | 4A | 03,04,05 | Screw Thread | PS-00 3 3 -0MM-IS001 | PS-00 3 3 -0FF-IS001 | PS-00 3 3 -0 6 7 -IS001 |
| | | 2A | 08 | Screw Thread | PS-000808-0MM-IS001 | PS-000808-0FF-IS001 | PS-000808-0 6 7 -IS001 |
| | B Code | 4A | 04,05 | Screw Thread | PB-00 3 3 -0MM-IS001 | PB-00 3 3 -0FF-IS001 | PB-00 3 3 -0 6 7 -IS001 |
| | D Code | 4A | 04,05 | Screw Thread | PD-00 3 3 -0MM-IS001 | PD-00 3 3 -0FF-IS001 | PD-00 3 3 -0 6 7 -IS001 |
| | I Style | 4A | 05 | Screw Thread | PI-000505-0KK-IS001 | PI-000505-0ZZ-IS001 | PI-000505-0KZ-IS001<br>PI-000505-0ZK-IS001 |

## M12 > M12 to RJ45 Adaptor

■ Customized – Upon Request

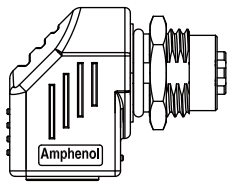


Right Angle

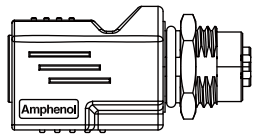


Straight

| Connector 1 | | | | | Connector 2 | | P/ N |
|---|---|---|---|---|---|---|---|
| Type | Contacts | Gender (Housing / Contact) | Connector Body | Mating Style | Type | Gender | |
| M12 D Code | 04 | FF | Right Angleor Straig | Screw Thread | RJ 45 Shielded | Jack | RJS-12D04FF-RS8001<br>RJS-12D04FF-LS8001 |
| | | MM | | | | | RJS-12D04FM-RS8001<br>RJS-12D04FM-LS8001 |

## M12 > I-Adaptor

■ Customized – Upon Request

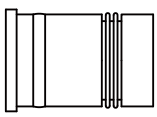

| Type ❷ | Contacts ❸ | P/N |
|---|---|---|
| M12 A Code(A) | 004,005,008 | SLD- ❷ ❸ 001 |
| M12 B Code(B) | 004,005 | |
| M12 D Code(D) | 004,005 | |
| M12 I Style(I) | 0'05 | |

**Amphenol LTW Technology Co., Ltd.**

5F-3, No.51, Sec.4, Zhongyang Rd., Tucheng Dist., New Taipei City 236, Taiwan
Telephone: +886-2-77416888 Fax: +886-2-77416999
www.amphenolltw.com

**Kunshan Factory**

No. 62, DaTong Road, Development Zone, Kunshan City, JiangSu Province, 215333 China
Telephone: +86-512-5761-0501
Fax: : +86-512-5761-0515

**For further information, please contact :**

Sales & Marketing Department | Email : sales@ltw-tech.com

Copyright 2016 by ALTW Technology Co., Ltd Printed in Taiwan R.O.C

# Mouser Electronics

Authorized Distributor

Click to View Pricing, Inventory, Delivery & Lifecycle Information:

Amphenol:

M85049/111S40KW20-6D M85049/114S20TN10-6D M81714/63-22F-LC M85049/112S14TN03-6D
M85049/112S24KW13-6D M85049/115S21KW10-6D M85049/117S13TW05-6D M85049/109S18TW05-6D
M85049/117S17TW07-6D M85049/115S19TN08-6D M85049/117S11TN01-6D M85049/112S16TW05-6D
M85049/117S19KW08-6D M85049/109S32KN16-6D M85049/117S13KW05-6D M85049/109S16TN04-6D
M85049/114S18TW08-6D M85049/112S12TW01-6D M85049/109S20KW07-6D M85049/117S21TN10-6D
M85049/112S22KN12-6D M85049/109S24KN14-6D M85049/109S24TW12-6D M85049/115S13TN05-6D
M85049/109S08TW01-6D M85049/111S12KW01-6D M85049/115S15KN07-6D M85049/115S19KN08-6D
M85049/114S10TN01-6D M85049/112S22TN12-6D M85049/112S22TW12-6D M85049/115S19TW08-6D
M85049/114S22KW11-6D M85049/111S16KN05-6D M85049/117S21TW10-6D M85049/111S36TN17-6D
M85049/109S40KN19-6D M85049/115S11KN02-6D M85049/115S21TW10-6D M85049/112S24TN13-6D
M85049/114S14KW07-6D M85049/111S20TW11-6D M85049/114S20KN10-6D M85049/111S44KN23-6D
M85049/114S12KW05-6D M85049/111S22KW13-6D M85049/117S19TW08-6D M85049/114S10TW03-6D
M85049/112S20KW11-6D M85049/114S12TW05-6D M85049/111S48KW25-6D M85049/111S10TN02-6D
M85049/115S19KW08-6D M85049/117S25TW10-6D M85049/109S32TN17-6D M85049/109S18TN05-6D
M85049/114S18TN08-6D M85049/112S20TW11-6D M85049/109S36KN19-6D M85049/115S13TW05-6D
M85049/111S20KN11-6D M85049/111S22TW13-6D M85049/111S16KW05-6D M85049/112S14KW03-6D
M85049/117S21KW10-6D M85049/109S24TN11-6D M85049/117S15KN07-6D M85049/111S12TW01-6D
M85049/115S11TW03-6D M85049/112S12TN01-6D M85049/109S18KN05-6D M85049/114S18KN08-6D
M85049/111S12KN01-6D M85049/114S20TW10-6D M85049/109S48TW23-6D M85049/117S13TN05-6D
M85049/117S19KN08-6D M85049/109S12KW03-6D M85049/109S20KN07-6D M85049/112S14TW03-6D
M85049/109S10KW02-6D M85049/111S48KN23-6D M85049/109S28TN15-6D M85049/111S20TN11-6D
M85049/115S23KN11-6D M85049/112S14KN03-6D M85049/117S23KN11-6D M85049/111S20KW11-6D
M85049/111S36KN18-6D M85049/111S12TN01-6D M85049/111S22TN13-6D M85049/115S21KN10-6D
M85049/114S10KN02-6D M85049/117S21KN10-6D M85049/112S16TN05-6D M85049/117S11TW03-6D
M85049/114S22KN11-6D M85049/109S18KW05-6D M85049/112S18TW09-6D M85049/111S14TN05-6D