THIS DRAWING IS UNPUBLISHED. RELEASED FOR PUBLICATION - .-
© COPYRIGHT - BY TYCO ELECTRONICS CORPORATION. ALL RIGHTS RESERVED.

PART NUMBER	REV	TERMINATOR	FEED TYPE	DESCRIPTION
2047897-1	C	LEADMAKER	MECH POST FEED	CUTS CARRIER
2047897-2	C	BENCH	MECH PRE FEED	CUTS CARRIER
2047897-6	C	LEADMAKER	MECH POST FEED	CONTINUOUS CARRIER
7-2047897-1	C	LEADMAKER	MECH POST FEED	-1 AND SPARE PARTS
7-2047897-2	C	BENCH	MECH PRE FEED	-2 AND SPARE PARTS
7-2047897-6	C	LEADMAKER	MECH POST FEED	-6 AND SPARE PARTS
7-2047897-7	B	-	-	SPARE PARTS KIT

SET UP GAGE
1552105-1

LOC	DIST
ES	–

REVISIONS

P	LTR	DESCRIPTION	DATE	DWN	APVD
	C	ECR-09-018357	18AUG2009	L.Z	S.X

CRIMP DATA	LEAR TERMINAL		TE CRIMP SPECS
TERMINAL NAME: SIK01-Fsh 6.3X0.8			
CRIMP	SIZE	TYPE	RANGE
WIRE	2.29 Ⓑ	F	0.5-1.0 mm²
INSUL	3.56	F	1.4-2.1 mm
WIRE STRIP LENGTH 4.8-5.5 mm			APPL INSTRUCTIONS 412-5724, 412-5724-1, 412-5724-2
TERMINAL APPL SPEC --			FEED 19.5 mm
TERMINALS APPLIED			

TE PN	M.F.R. PN	-	-
2082055	26817.213.178	-	-
-	-	-	-
-	-	-	-
-	-	-	-

WIRE SIZE	CRIMP HEIGHT	REF SETTING
1.00 mm²	1.66 ±0.05 mm Ⓑ	-
0.75 mm²	1.57 ±0.05 mm Ⓑ	-
0.50 mm²	1.48 ±0.05 mm Ⓑ	-
-	-	-
-	-	-
-	-	-
-	-	-
-	-	-
-	-	-
-	-	-

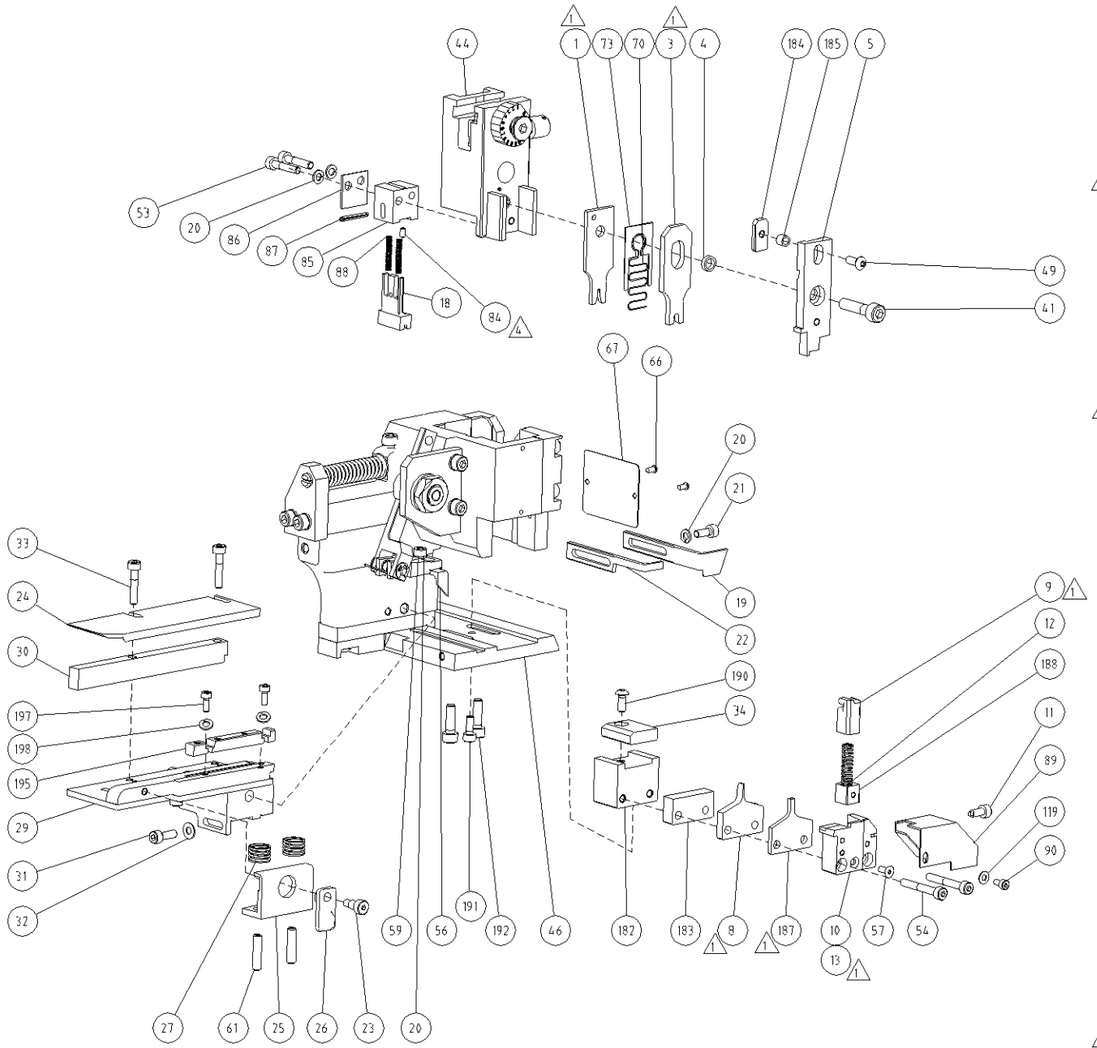

1. RECOMMENDED SPARE PARTS.
2. LUBRICATE AND GREASE PER THE APPLICATOR INSTRUCTION SHEET SUPPLIED WITH THE APPLICATOR.
3. CERTAIN TERMINALS REQUIRE LUBRICATION. REFER TO THE APPLICATOR INSTRUCTION SHEET FOR MORE INFORMATION.
4. APPLY MILD LOCTITE #222 P/N 1-23419-5 TO ITEM 84.

-77	-76	-72	-71	-6	-2	-1	U/M	PART NO	DESCRIPTION	ITEM NO
-	2	2	2	2	2	2	-	18025-1	WASHER, SPRG LOCK, REG M3	198
-	2	2	2	2	2	2	-	18023-3	SCR, SKT HD CAP M3 X 8.0	197
-	1	1	1	1	1	1	-	690438-1	FFRONT, STRIP GUIDE	195
-	2	2	2	2	2	2	-	2-18023-0	SCR, SKT HD CAP M5 X 16.0	192
-	1	1	1	1	1	1	-	1-18023-1	SCR, SKT HD CAP M4 X 10.0	191
-	1	1	1	1	1	1	-	18024-7	SCR, BTN SKT HD CAP (M4 X 10.0)	190
-	1	1	1	1	1	1	-	1762301-1	SUPPORT, SPRING	188
1	2	2	2	1	1	1	-	1-2047889-2	INSULATION ANVIL, SIDE FEED	187
-	1	1	1	1	1	1	-	1891652-1	COLLAR, INS BLOCK	185
-	1	1	1	1	1	1	-	1891650-1	BLOCK, INS CRIMPER	184
-	1	1	1	1	1	1	-	1762328-2	SPACER, ANVIL	183
-	1	1	1	1	1	1	-	1762303-1	BLOCK, LOWER TOOL	182
-	-	1	1	-	1	1	-	18027-1	WASHER, FLAT, REG M3	119
-	-	1	1	-	1	1	-	18023-2	SCR, SKT HD CAP (M3 X 6.0)	90
-	-	1	1	-	1	1	-	1999035-3	GUARD, CHIP	89
-	2	2	2	2	2	2	-	3-22278-0	SPRING, COMPRESSION	88
-	1	1	1	1	1	1	-	4-21028-0	PIN, SLOTTED SPRING .094 X .750	87
-	1	1	1	1	1	1	-	409461-1	PLATE RETAINING	86
-	1	1	1	1	1	1	-	1729799-1	CARRIER HOLD DOWN	85
4	1	1	1	1	1	1	-	18031-1	SCR, SET, CUP POINT M3 X 5.0	84
-	1	1	1	1	1	1	-	1891631-1	GUIDE, DEPRESSOR WIRE	73
-	1	1	1	1	1	1	-	1633768-2	DOCUMENTATION PACKAGE	71
-	1	1	1	1	1	1	-	1729332-1	SPRING, DEPRESSOR WIRE	70
-	1	1	1	1	1	1	-	1999134-1	DATA PLATE, APPL, HD-E	67
-	2	2	2	2	2	2	-	21017-2	SCREW, DRIVE	66
-	2	2	2	2	2	2	-	2-18031-8	SCR, SET, CUP POINT M5 X 20.0	61
-	1	1	1	1	1	1	-	1-18023-0	SCR, SKT HD CAP M4 X 8.0	59
-	1	1	1	1	1	1	-	985575-2	SCR, FLT SKT HD CAP M3 X 8.0	57
-	1	1	1	1	1	1	-	1999075-1	FEED, PAWL	56
-	2	2	2	2	2	2	-	1-18023-6	SCR, SKT HD CAP M4 X 30.0	54
-	2	2	2	2	2	2	-	1-18023-4	SCR, SKT HD CAP M4 X 20.0	53
-	2	2	2	2	2	2	-	18024-6	SCR, BTN SKT HD CAP (M4 X 8.0)	49
-	1	1	1	1	1	1	-	1673986-1	CAM, HBRID APPL	47
-	1	1	1	1	1	1	-	1552100-1	APPLICATOR SUBASSEMBLY, HDE	46
-	1	1	1	1	1	1	-	1552102-3	RAM ASSEMBLY, HDE SIDE-FEED	44
-	1	1	1	1	1	1	-	3-18023-0	SCR, SKT HD CAP M6 X 25.0	41
-	1	1	1	1	1	1	-	5-1762300-0	SUPPORT, TERMINAL	34
-	2	2	2	2	2	2	-	1-18023-4	SCR, SKT HD CAP M4 X 20.0	33
-	1	1	1	1	1	1	-	18027-2	WASHER, FLAT, REG M4	32
-	1	1	1	1	1	1	-	1-18023-2	SCR, SKT HD CAP M4 X 12.0	31
-	1	1	1	1	1	1	-	1320908-3	SPACER, STRIP GUIDE	30
-	1	1	1	1	1	1	-	1552112-2	STRIP GUIDE ASSEMBLY	29
-	2	2	2	2	2	2	-	1-22284-0	SPRING, COMPRESSION	27
-	1	1	1	1	1	1	-	356835-1	LEVER, DRAG RELEASE	26
-	1	1	1	1	1	1	-	240792-1	DRAG, TERMINAL	25
-	1	1	1	1	1	1	-	1320928-1	PLATE, STRIP GUIDE	24
-	1	1	1	1	1	1	-	980371-4	SCR, SKT HD SHLDR 5.0 DIA X 6.0	23
-	1	-	1	1	-	1	-	690472-5	STRIPPER	22
-	1	1	1	1	1	1	-	1-18023-1	SCR, SKT HD CAP M4 X 10.0	21
-	4	4	4	4	4	4	-	18025-2	WASHER, SPRG LOCK, REG M4	20
-	-	1	-	-	1	-	-	724942-4	STRIPPER	19
-	1	1	1	1	1	1	-	1891829-7	HOLD DOWN, TERMINAL	18
1	-	-	-	1	-	-	-	2047233-2	SHEAR HOLDER, FRONT, NON CUT	13
-	1	1	1	1	1	1	-	3-22280-3	SPRING, COMPRESSION	12
-	1	1	1	1	1	1	-	1729602-1	STOP, SHEAR	11
1	-	1	1	-	1	1	-	2047231-2	SHEAR HOLDER, FRONT	10
1	-	1	1	1	1	1	-	454276-1	FLOATING SHEAR, FRONT	9
1	1	2	2	2	1	1	-	1-2047888-7	WIRE, ANVIL SIDE FEED	8 Ⓑ
-	1	1	1	1	1	1	-	1762981-1	DEPRESSOR, SHEAR	5
-	1	1	1	1	1	1	-	2-1891658-0	CRIMPER SPACER, INSULATION	4
1	1	2	2	2	1	1	-	2047887-3	INSULATION CRIMPER	3
1	1	2	2	1	1	1	-	1-2047885-7	WIRE CRIMPER	1 Ⓑ

VIEW B ROTATED 180°

PRE FEED 30mm STROKE

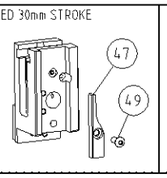

POST FEED 30mm STROKE

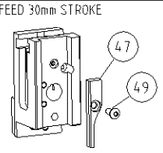

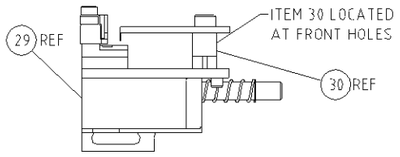

FEED TRACK POSITION GUIDE BY INSULATION BARREL

THIS DRAWING IS A CONTROLLED DOCUMENT.

DIMENSIONS: 単位：ミリ mm

TOLERANCES UNLESS OTHERWISE SPECIFIED: 一般公差
0 PLC ± -
1 PLC ± -
2 PLC ± -
3 PLC ± -
4 PLC ± -
ANGLES ± -

MATERIAL 材料 -
FINISH 仕上 -
WEIGHT -

DWN J.KOGA 09SEP2008
CHK S.NAKA 09SEP2008
APVD S.YABE 09SEP2008
PRODUCT SPEC 製品規格 —
APPLICATION SPEC 取付金具規格 —

Tyco Electronics
Tyco Electronics Corporation
Kawasaki, Japan

NAME 名称
HD-E APPLICATOR, SIDE FEED

SIZE A1 | CAGE CODE 00779 | DRAWING NO 2047897 | RESTRICTED TO —

CUSTOMER DRAWING | SCALE 尺度 -- | SHEET 1 OF 1 | REV C

CUSTOMER ACCESSIBLE PRODUCTION DRAWING