

AC charging cable - EV-GBG3JK-1AC32A-5,0M6,0ESBK01 - 1623516

Please be informed that the data shown in this PDF Document is generated from our Online Catalog. Please find the complete data in the user's documentation. Our General Terms of Use for Downloads are valid
(<http://phoenixcontact.com/download>)



Mobile AC charging cable with Vehicle Connector and Infrastructure Plug, with locking option for U-lock, with protective caps, GB/T, GB/T 20234.2-2015, 32 A / 250 V (AC), Design line C-Line, Cable: 5 m, black, straight, Mating face: black, Handle area: gray

Product Description

Mobile AC charging cable with Vehicle Connector and Infrastructure Plug for charging electric vehicles (EV) with alternating current (AC), via a GB/T Vehicle-Inlet, compatible with GB/T Infrastructure Socket Outlets at charging stations for E-Mobility (EVSE)

RoHS

Key Commercial Data

Packing unit	1
GTIN	 4 055626 177953
GTIN	4055626177953
Custom tariff number	85444290

Technical data

Environmental Product Compliance

China RoHS	Environmentally Friendly Use Period = 10;
	For details about hazardous substances go to tab "Downloads", Category "Manufacturer's declaration"

Product definition

Product type	Mobile AC charging cable with Vehicle Connector and Infrastructure Plug, with locking option for U-lock, with protective caps
Type	Design line 2
Standards/regulations	GB/T 20234.2-2015
Charging standard	GB/T
Charging mode	Mode 3
Type of charging current	AC single-phase

AC charging cable - EV-GBG3JK-1AC32A-5,0M6,0ESBK01 - 1623516

Technical data

Dimensions

Height	151.3 mm
Width	58 mm
Depth	238.7 mm
Conductor length	5 m

Ambient conditions

Ambient temperature (operation)	-30 °C ... 50 °C
Ambient temperature (storage/transport)	-40 °C ... 80 °C
Max. altitude	5000 m (above sea level)
Degree of protection	IP55 (plugged in)
	IP56 (Protective cap)

Electrical properties

Maximum charging power	8 kW
Number of phases	1
Number of power contacts	3 (L, N, PE)
Rated current of power contacts	32 A
Rated voltage for power contacts	250 V
Number of signal contacts	2 (CP, CC)
Rated current for signal contacts	2 A
Rated voltage for signal contacts	30 V AC
Type of signal transmission	Pulse width modulation
Resistor coding	220 Ω + 3,3 k Ω (Lever actuated)
	220 Ω (Lever not actuated)

Mechanical properties

Insertion/withdrawal cycles	> 10000
Insertion force	< 100 N
Withdrawal force	< 100 N

Design

Design line	C-Line
Housing color	black
Pin connector pattern color	black
Color handle area	gray
Actuating element color	silver
Color protective cap	black
Customer variations	On request

Material

AC charging cable - EV-GBG3JK-1AC32A-5,0M6,0ESBK01 - 1623516

Technical data

Material

Housing material	Plastic
Material connection profile	Plastic
Material handle area	Soft plastic
Actuating lever material	Metal
Material protective cap	Soft plastic
Material surface of contacts	Ag

Cable

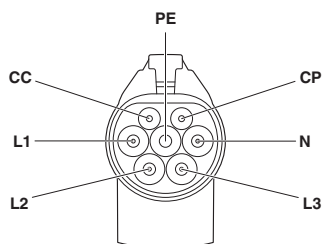
Cable structure	3 x 6.0 mm ² + 1 x 0.5 mm ² (prEN 50620, VDE Reg. 8789 class 5)
External cable diameter	12.8 mm ±0.4 mm
Type of conductor	straight
Outer sheath, material	TPE-U
External sheath, color	black
Minimum bending radius	192 mm (15 x diameter)

Locking

Locking type	Locking option for actuating lever with 4 mm U-lock
--------------	---

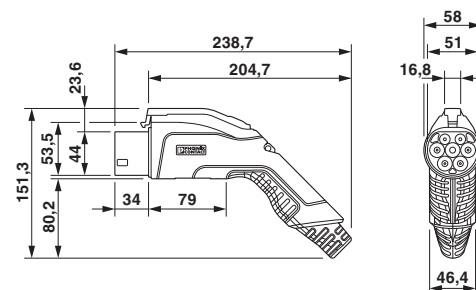
Drawings

Connection diagram



Pin assignment of Infrastructure Plug

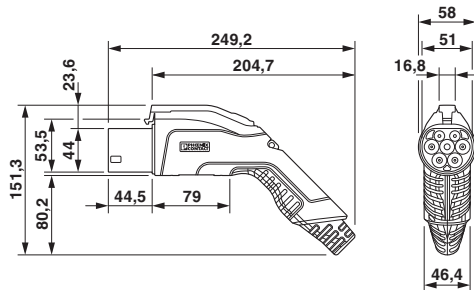
Dimensional drawing



Dimensional drawing of Vehicle Connector

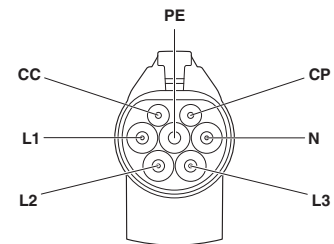
AC charging cable - EV-GBG3JK-1AC32A-5,0M6,0ESBK01 - 1623516

Dimensional drawing



Dimensional drawing of the Infrastructure Plug


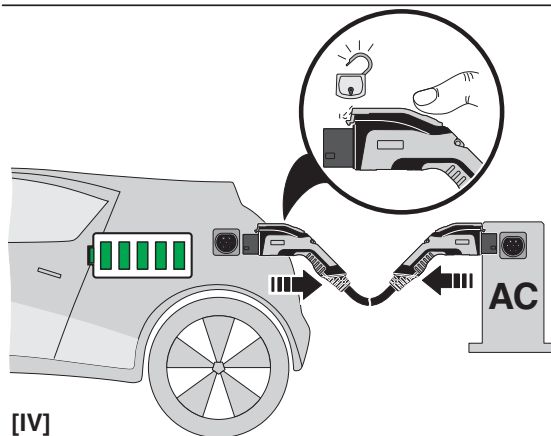

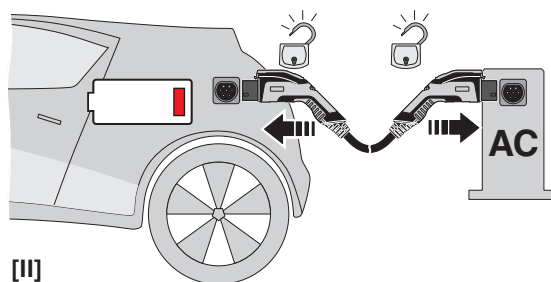

Schematic diagram



Pin assignment of the Vehicle Connector

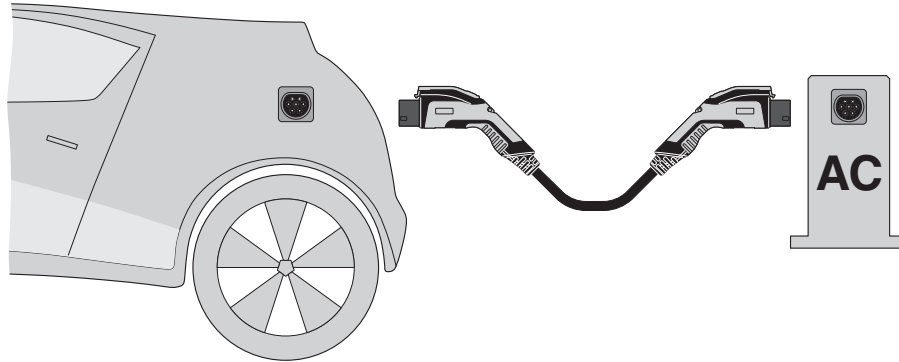
AC charging cable - EV-GBG3JK-1AC32A-5,0M6,0ESBK01 - 1623516

Schematic diagram



AC charging cable - EV-GBG3JK-1AC32A-5,0M6,0ESBK01 - 1623516

Schematic diagram



Terminology definition

Classifications

eCl@ss

eCl@ss 4.0	272607xx
eCl@ss 4.1	27260701
eCl@ss 5.0	27260701
eCl@ss 6.0	27279220
eCl@ss 7.0	27440103
eCl@ss 8.0	27059290
eCl@ss 9.0	27144705

ETIM

ETIM 3.0	EC002061
ETIM 4.0	EC002061
ETIM 5.0	EC002839

UNSPSC

UNSPSC 6.01	30211923
UNSPSC 7.0901	39121522
UNSPSC 11	39121522
UNSPSC 12.01	39121522
UNSPSC 13.2	39121522

Accessories

Accessories

Infrastructure socket outlet

AC charging cable - EV-GBG3JK-1AC32A-5,0M6,0ESBK01 - 1623516

Accessories

Socket Outlet - EV-GBM3S-1AC32A-0,7M6,0E00 - 1408169



Infrastructure Socket Outlet for charging electric vehicles with alternating current (AC), compatible with Infrastructure Plugs, GB/T, GB/T 20234.2, 32 A / 250 V (AC), Single wires, Length: 0.7 m, NOTE This product version does not include a locking actuator.

Socket Outlet - EV-GBM3SE12-1AC32A-0,7M6,0E10 - 1408171



Infrastructure Socket Outlet for charging electric vehicles with alternating current (AC), compatible with Infrastructure Plugs, GB/T, GB/T 20234.2, 32 A / 250 V (AC), 12 V Locking actuator, Single wires, Length: 0.7 m

Socket Outlet - EV-GBM3SE12-1AC32A-0,7M6,0E10T - 1627347



Infrastructure Socket Outlet for charging electric vehicles with alternating current (AC), compatible with Infrastructure Plugs, GB/T, GB/T 20234.2, 32 A / 250 V (AC), 12 V Locking actuator, Single wires, Length: 0.7 m, With temperature measurement via Pt 1000 sensors

Mounting material

Holder - EV-GBAC-PARK - 1624142



Retainer for Vehicle Connector as parking position at charging stations (EVSE), GB/T, GB/T 20234.2