


**NEW!**

# Shielded Power Inductors – XFL6012



- High current, very low DCR, soft saturation
- Very low profile – 1.2 mm maximum

**Core material** Composite

**Core and winding loss** See [www.coilcraft.com/coreloss](http://www.coilcraft.com/coreloss)

**Environmental** RoHS compliant, halogen free

**Terminations** RoHS compliant tin-silver over copper. Other terminations available at additional cost.

**Weight** 0.20 – 0.22 g

**Ambient temperature** –40°C to +125°C with (40°C rise) Irms current.

**Maximum part temperature** +165°C (ambient + temp rise). [Derating](#).

**Storage temperature** Component: –40°C to +165°C.

Tape and reel packaging: –40°C to +80°C

**Resistance to soldering heat** Max three 40 second reflows at +260°C, parts cooled to room temperature between cycles

**Moisture Sensitivity Level (MSL)** 1 (unlimited floor life at <30°C / 85% relative humidity)

**Mean Time Between Failures (MTBF)** 26,315,789 hours

**Packaging** 750/7" reel; 3000/13" reel Plastic tape: 16 mm wide, 0.3 mm thick, 12 mm pocket spacing, 1.4 mm pocket depth

**PCB washing** Tested to MIL-STD-202 Method 215 plus an additional aqueous wash. See [Doc787\\_PCB\\_Washing.pdf](#).

Part number <sup>1</sup>	Inductance <sup>2</sup> ±20% (µH)	DCR (mOhms) <sup>3</sup>		SRF typ <sup>4</sup> (MHz)	Isat (A) <sup>5</sup>			Irms (A) <sup>6</sup>	
		typ	max		10% drop	20% drop	30% drop	20°C rise	40°C rise
XFL6012-181ME_	0.18	7.06	8.12	130	10.1	13.7	14.3	10.1	13.2
XFL6012-391ME_	0.39	10.5	12.1	83	6.7	9.9	11.2	8.9	12.5
XFL6012-601ME_	0.60	13.5	15.5	65	5.7	8.9	10.4	8.3	11.2
XFL6012-801ME_	0.80	18.0	20.7	58	4.2	7.6	9.3	6.7	9.4
XFL6012-102ME_	1.0	21.9	25.2	52	3.5	6.3	8.0	6.0	8.0

1. When ordering, please specify **termination** and **packaging** codes:

**XFL6012-801MEC**

**Termination:** E = RoHS compliant tin-silver over copper.

Special order: T = RoHS tin-silver-copper (95.5/4/0.5) or S = non-RoHS tin-lead (63/37).

**Packaging:** C = 7" machine-ready reel. EIA-481 embossed plastic tape (750 parts per full reel).

B = Less than full reel. In tape, but not machine ready. To have a leader and trailer added (\$25 charge), use code letter C instead.

D = 13" machine-ready reel. EIA-481 embossed plastic tape. Factory order only, not stocked (3000 parts per full reel).

2. Inductance tested at 100 kHz, 0.1 Vrms, 0 Adc.

3. DCR measured on a micro-ohmmeter.

4. SRF measured using Agilent/HP 4395A or equivalent.

5. DC current at 25°C that causes an inductance drop of 30% (typ) from its value without current.

[Click for temperature derating information.](#)

6. Current that causes the specified temperature rise from 25°C ambient. This information is for reference only and does not represent absolute maximum ratings. [Click for temperature derating information.](#)

7. Electrical specifications at 25°C.

Refer to Doc 362 "Soldering Surface Mount Components" before soldering.

## Irms Testing

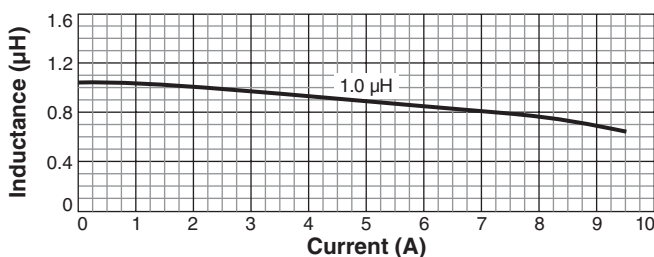
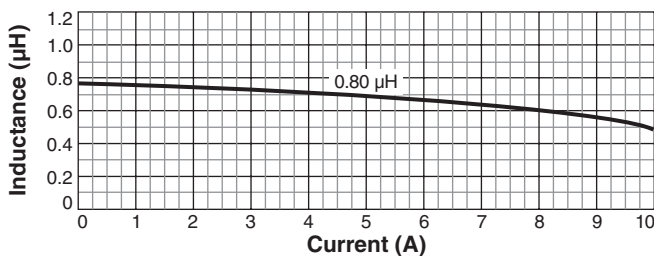
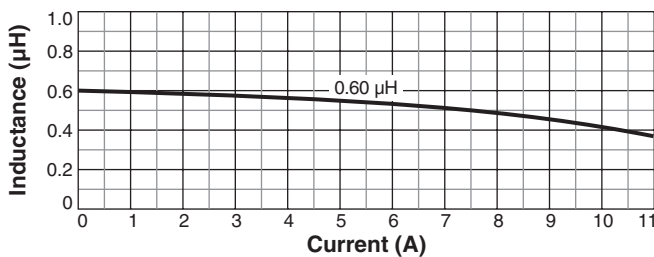
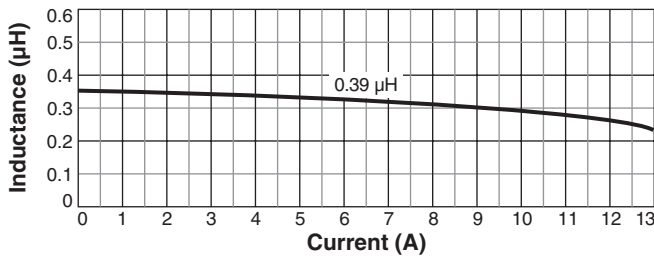
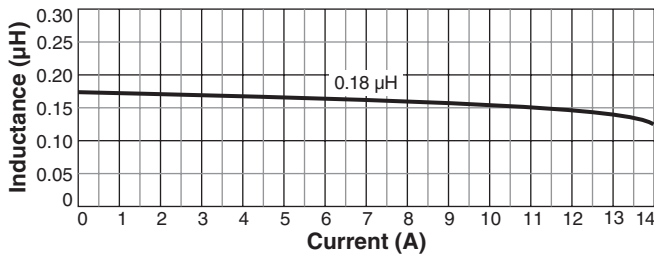
Irms testing was performed on 0.75 inch wide x 0.25 inch thick copper traces in still air.

Temperature rise is highly dependent on many factors including pcb land pattern, trace size, and proximity to other components. Therefore temperature rise should be verified in application conditions.

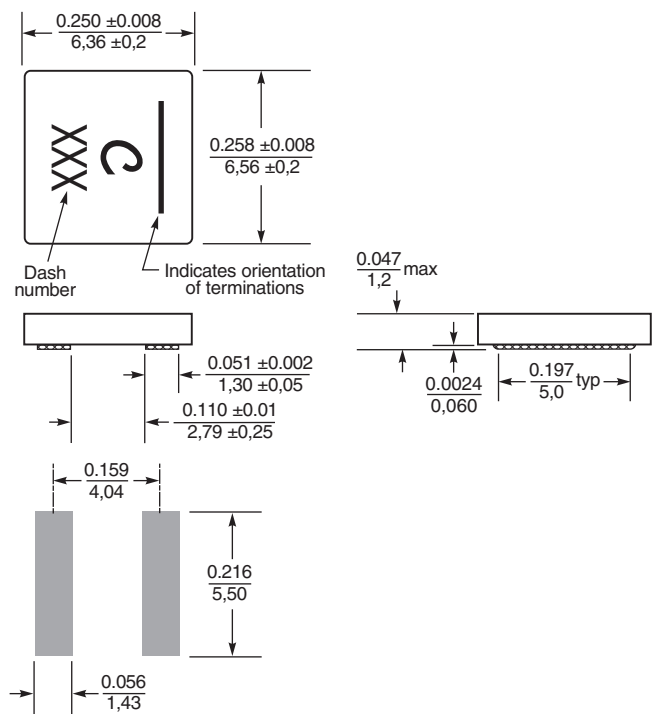
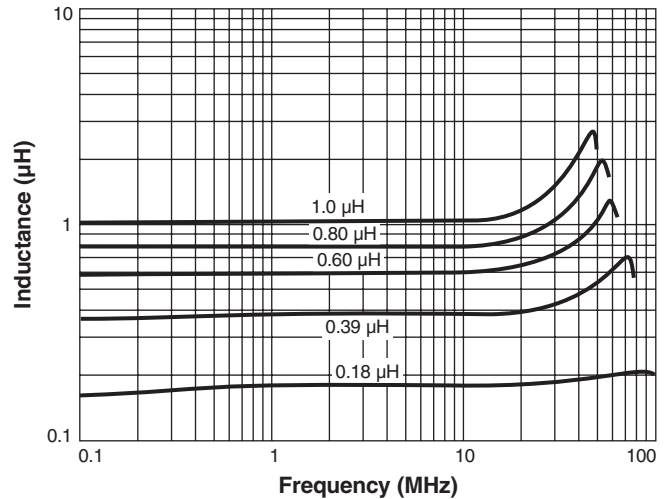
**NEW!**

# Shielded Power Inductors – XFL6012

## L vs Current



## L vs Frequency



## Recommended Land Pattern

# Mouser Electronics

Authorized Distributor

Click to View Pricing, Inventory, Delivery & Lifecycle Information:

## Coilcraft:

[XFL6012-601MEC](#) [XFL6012-102MEB](#) [XFL6012-102MEC](#) [XFL6012-181MEB](#) [XFL6012-801MEC](#) [XFL6012-181MEC](#)  
[XFL6012-391MEC](#) [XFL6012-601MEB](#) [XFL6012-801MEB](#) [XFL6012-391MEB](#)