SYMBOL DEFINITION			MISSING SYMBOLS
A DIMENSION WITHOUT AN INSPECTION REPORT SYMBOL ( ) DOES NOT REQUIRE INSPECTION. IT MAY BE CONTROLLED ON THE INDIVIDUAL COMPONENT DRAWING.	TOTAL NO OF INSPECTIONS REQUIRED	6	NO MISSING SYMBOL NUMBER
	LAST NO. USED	6	

DWG STATUS					ZONE	REVISION HISTORY	AUTH	DR	APVD 1	APVD 2
DATE	STG	REV	N/P	CHG						
08JL97	R	A	-	-		WAS 15326392 & RELEASED	970005	TMN	TMN	TMN
16FE98	R	A1	-	-		REVISED	185791	JTC	FKV	FKV
19MY03	R	A2	-	-		ADDED BOW NOTES (3 PLCS)	241209	HAM	HAM	CF
13JN03	R	A3	-	-		UPDATED PDM ATTRIBUTES	242377	TLD	TLD	CF

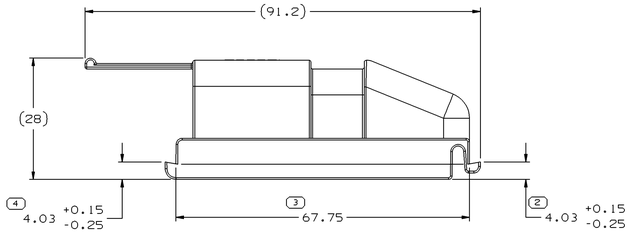

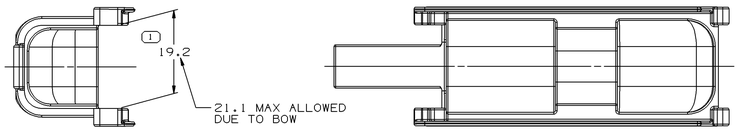

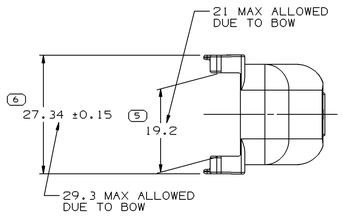

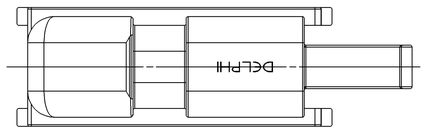

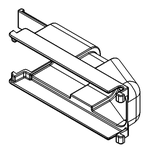

NOTES:

1. UNLESS OTHERWISE SPECIFIED AND/OR INDICATED:
   DIMENSIONS ARE TO FACE OF VIEW SHOWN AND
   AUTOMATICALLY ROUNDED BY COMPUTER FOR INSPECTION.
   (SEE MATH MODEL FOR PRECISE DIMENSION)
   FOR ALL OTHER DIMENSIONS NOT SHOWN BUT REQUIRED FOR
   TOOL BUILD, SEE MATH MODEL FOR PRECISE TOOL PATH DATA.

2. MATING COMPONENTS:
   CONNECTOR 15326390 OR EQUIVALENT

3. MATERIAL RECYCLING CODE >PA66< PER SAE J1344. (2.1)X(0.1) RAISED
   CHARACTERS AS SHOWN TO BE LOCATED ON ANY EXTERIOR SURFACE.
   OPTIONAL CONSTRUCTION TO BE NO MATERIAL RECYCLING CODE.

4. (2.1)X(0.1) RAISED DELPHI CORPORATE BRAND TO BE LOCATED ON ANY
   EXTERIOR SURFACE, PREFERABLY VISIBLE AT FINAL ASSEMBLY.
   OPTIONAL CONSTRUCTION TO BE "PED" OR NO LOGO.

(N/A) PROCESS SENSITIVE DIMENSION

DIMENSIONS ENCLOSED IN ( ) INDICATE REFERENCE DIMENSIONS AND NO TOLERANCE LIMITS ARE ESTABLISHED

R 0.1 MAX
R 0.2 MAX
SHARP CORNER TOLERANCE

DIMENSIONAL RANGE (MM)										CHART E1
FROM	> 0	> 20	> 30	> 70	>100	>150	>200	>250	>300	
TO	20	30	70	100	150	200	250	300	400	
TOLERANCE UNLESS OTHERWISE SPECIFIED										
	±0.15	±0.2	±0.3	±0.4	±0.5	±0.6	±0.8	±1	±1.2	
ANGULAR TOLERANCE ±2°										

THIRD ANGLE PROJECTION

DO NOT SCALE

USE MATH DATA

UNIGRAPHICS

DWG TYPE: PART DRAWING

STYLE

VOLUME (CM³): 5.967

DISTR CODE: D

ROUTING: 6900

UNLESS OTHERWISE SPECIFIED

THIS DOCUMENT IS IN ACCORDANCE WITH ASME Y14.5M-1994 AS AMENDED BY THE GM GLOBAL DIMENSIONING AND TOLERANCING ADDENDUM - 1997. ALL GEOMETRIC TOLERANCES AND RELATED DATUMS APPLY RFS. RULE #1(PERFECT FORM AT MMC) DOES NOT APPLY WHEN RELATIONSHIP BETWEEN FEATURES IS ESTABLISHED BY ORIENTATION OR LOCATION TOLERANCES. SEPARATE POSITION CALLOUTS MAY BE GAGED SEPARATELY, REGARDLESS OF DATUM REFERENCE.

ALL DIMENSIONS ARE IN MILLIMETERS

REFERENCE

DELPHI

DELPHI PACKARD ELECTRIC SYSTEMS
WARREN, OH

		DATE
DR	TOM NADASKY	08JL97
APVD1	TOM NADASKY	08JL97
APVD2	TOM NADASKY	08JL97
APVD3	N. CHANDIRAMANI	17JL97
APVD4		
APVD5		

SUBSTANCES OF CONCERN AND RECYCLED CONTENT PER DELPHI 10949001

MATERIAL
M3592001 PA66 HS IM-BLK

DRAWING NAME
COV WIRE DRESS BLK

DRAWING NUMBER
15326587

SIZE	SCALE	FRAME NO	SHEET NO	STG	REV	N/P
A0	2:1	1 OF 1	1 OF 1	R	A3	-

Mouser Electronics

Authorized Distributor

Click to View Pricing, Inventory, Delivery & Lifecycle Information:

Delphi Connection Systems:

15326587