SCALA NON IMPEGNATIVA (DO NOT SCALE)
DIMENSIONI IN (DIMENSIONS IN) mm
METRIC
PROIEZIONE EUROPEA (EUROPEAN PROJECTION)

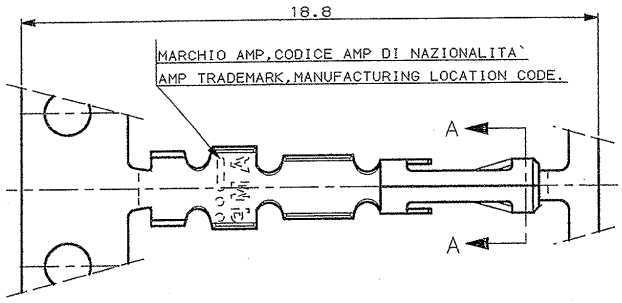

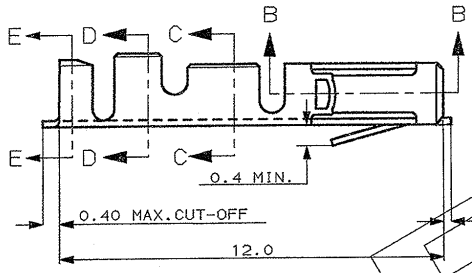

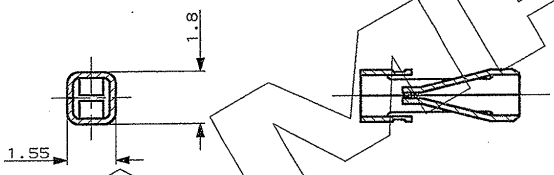

SEZ. (SECT.) A-A

SEZ. (SECT.) B-B

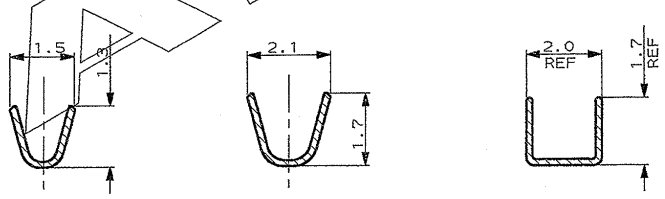

SEZ. (SECT.) C-C

SEZ. (SECT.) D-D

SEZ. (SECT.) E-E

NOTE (NOTES)

1. MATERIALE (MATL.): BRONZO FOSFOROSO (PHOSPHOR BRONZE).
2. FINITURA (FINISH): DORATO 0.4µM NELL'AREA DI CONTATTO E FLASH DI ORO SUL RESTO ECCETTO LE ZONE TRANCIATE, SU 1.3µM DI NI. (GOLD PLATED 0.4µM IN CONTACT AREA AND GOLD FLASH ON REMAINDER EXCEPT FOR CUTTING EDGES, OVER 1.3µM NICKEL).
3. FINITURA (FINISH): DORATO 0.4µM NELL'AREA DI CONTATTO E FLASH DI ORO SUL RESTO, SU 1.3µM DI NI. (GOLD PLATED 0.4µM IN CONTACT AREA AND GOLD FLASH ON REMAINDER, OVER 1.3µM NICKEL).
4. FINITURA (FINISH): DORATO 0.4µM NELL'AREA DI CONTATTO, SU 1.3µM DI NI. (GOLD PLATED 0.4 µM IN CONTACT AREA, OVER 1.3µM NICKEL).
5. FINITURA (FINISH): DORATO 0.8µM NELL'AREA DI CONTATTO E FLASH DI ORO SUL RESTO ECCETTO LE ZONE TRANCIATE, SU 1.3µM DI NI. (GOLD PLATED 0.8µM IN CONTACT AREA AND GOLD FLASH ON REMAINDER EXCEPT FOR CUTTING EDGES, OVER 1.3µM NICKEL).
6. FINITURA (FINISH): DORATO 0.8µM NELL'AREA DI CONTATTO E FLASH DI ORO SUL RESTO, SU 1.3µM DI NI. (GOLD PLATED 0.8µM IN CONTACT AREA AND GOLD FLASH ON REMAINDER, OVER 1.3µM NICKEL).
7. PER MINI-APPLICATORE (FOR MINI-APPLICATOR) P/N 781119-2.
8. PER APPLICATORE STD. (FOR STD. APPLICATOR).
9. PER UTENSILE A MANO (FOR HANDTOOL) P/N 782116.

✳ OBSOLETE

10 OBSOLETE PARTS.

NOTE (NOTES) 1 & 6	–	–	280422-5 –
NOTE (NOTES) 1 & 5	181271-4	1-280422-4	280422-4 ✳ –
NOTE (NOTES) 1 & 4	10 ~~181271-3~~	1-280422-3	280422-3 ✳ –
NOTE (NOTES) 1 & 3	181271-2	1-280422-2	280422-2 –
NOTE (NOTES) 1 & 2	181271-1	1-280422-1	280422-1 –
MATERIALE E FINITURA: (MATL. & FINISH)	LOOSE-PIECE PART NUMBER: NOTA (NOTE) 9	STRIP PART NUMBER (R. TO L.): NOTA (NOTE) 8	STRIP PART NUMBER: (L. TO R.): NOTA (NOTE) 7

CUSTOMER DRAWING FOR REFERENCE ONLY | DISEGNO PER CLIENTE SOLO PER RIFERIMENTO

THIS DRAWING IS UNPUBLISHED | RELEASE FOR PUBLICATION 19

TOLLERANZE: SE NON DIVERSAMENTE SPECIFICATO (TOLERANCES: UNLESS OTHERWISE SPECIFIED) ± 0.3
ANGOLI (ANGLES)

DIAM. ISOLANTE (INS. DIA. RANGE) 0.65-1.3 MM
RANGO FILO (WIRE RANGE) 0.04-0.08 MM² (30-28 AWG)
SCALA (SCALE) –

TE Connectivity

DIS. G.CAMPIA 29 JUNE 89
CONT. – (CHK.)
APP. – (APP.)

DESCRIZIONE (DESCRIPTION) AMPMODU II REC. CONTACT, STD PRESSURE, C.O.S.I.

LOC. I | SIZE A3 | NUMERO (DWG NO) C – 280422 | REV. AC2 | FOGLIO (SHEET) 1 DI (OF) 1

REV. (REVISION)	REVISIONI (REVISION RECORD)	DIS. (DR)	DATA (DATE)
AC2	REVISED PER ECO-11-005140	RK	

DISTRIBUZIONE (GRUPPO DI USO)

Downloaded from Elcodis.com electronic components distributor