

## Plug - UP 6/10 - 3060704


Please be informed that the data shown in this PDF Document is generated from our Online Catalog. Please find the complete data in the user's documentation. Our General Terms of Use for Downloads are valid (<http://phoenixcontact.com/download>)



Plug, Connection method: Screw connection, Number of positions: 10, Cross section: 0.2 mm<sup>2</sup> - 6 mm<sup>2</sup>, AWG: 24 - 8, Width: 82 mm, Height: 42.7 mm, Color: gray



### Key commercial data

Packing unit	25 pc
Minimum order quantity	25 pc
GTIN	 4 046356 607902
Weight per Piece (excluding packing)	70.3 g
Custom tariff number	85366990
Country of origin	China
Note	Made to Order (non-returnable)

### Technical data

#### General

Number of levels	1
Number of connections	10
Color	gray
Insulating material	PA
Inflammability class according to UL 94	V0
Maximum load current	41 A (with 6 mm <sup>2</sup> conductor cross section)
Rated surge voltage	8 kV
Pollution degree	3
Surge voltage category	III
Insulating material group	I
Connection in acc. with standard	IEC 61984
Maximum load current	41 A (with 6 mm <sup>2</sup> conductor cross section)
Nominal current I <sub>N</sub>	41 A
Nominal voltage U <sub>N</sub>	1000 V

# Plug - UP 6/10 - 3060704

## Technical data

### General

Maximum load current	41 A (with 6 mm <sup>2</sup> conductor cross section)
Open side panel	nein
Number of positions	10

### Dimensions

Width	82 mm
Length	21 mm
Height	42.7 mm
	26.00 mm

### Connection data

Connection in acc. with standard	IEC 61984
Connection method	Screw connection
Conductor cross section solid min.	0.2 mm <sup>2</sup>
Conductor cross section solid max.	6 mm <sup>2</sup>
Conductor cross section AWG/kcmil min.	24
Conductor cross section AWG/kcmil max.	8
Conductor cross section stranded min.	0.2 mm <sup>2</sup>
Conductor cross section stranded max.	10 mm <sup>2</sup>
Min. AWG conductor cross section, stranded	24
Max. AWG conductor cross section, stranded	8
Conductor cross section stranded, with ferrule without plastic sleeve min.	0.25 mm <sup>2</sup>
Conductor cross section stranded, with ferrule without plastic sleeve max.	6 mm <sup>2</sup>
Conductor cross section stranded, with ferrule with plastic sleeve min.	0.25 mm <sup>2</sup>
Conductor cross section stranded, with ferrule with plastic sleeve max.	6 mm <sup>2</sup>
2 conductors with same cross section, solid min.	0.2 mm <sup>2</sup>
2 conductors with same cross section, solid max.	2.5 mm <sup>2</sup>
2 conductors with same cross section, stranded min.	0.2 mm <sup>2</sup>
2 conductors with same cross section, stranded max.	2.5 mm <sup>2</sup>
2 conductors with same cross section, stranded, TWIN ferrules with plastic sleeve, min.	0.5 mm <sup>2</sup>
2 conductors with same cross section, stranded, TWIN ferrules with plastic sleeve, max.	4 mm <sup>2</sup>
2 conductors with same cross section, stranded, ferrules without plastic sleeve, min.	0.25 mm <sup>2</sup>
2 conductors with same cross section, stranded, ferrules without plastic sleeve, max.	1.5 mm <sup>2</sup>
Stripping length	10 mm
Internal cylindrical gage	A5
Screw thread	M3
Tightening torque, min	0.6 Nm

## Plug - UP 6/10 - 3060704

### Technical data

#### Connection data

Tightening torque max	0.8 Nm
-----------------------	--------

### Classifications

#### eCl@ss

eCl@ss 4.0	272607xx
eCl@ss 4.1	27260701
eCl@ss 5.0	27260701
eCl@ss 5.1	27260701
eCl@ss 6.0	27141120
eCl@ss 7.0	27141120

#### ETIM

ETIM 4.0	EC002021
ETIM 5.0	EC002021

#### UNSPSC

UNSPSC 6.01	30211802
UNSPSC 7.0901	39121402
UNSPSC 11	39121402
UNSPSC 12.01	39121402
UNSPSC 13.2	39121402

### Approvals

#### Approvals

#### Approvals

EAC / CSA / UL Recognized / VDE Gutachten mit Fertigungsüberwachung / cUL Recognized / IECEx CB Scheme / cULus Recognized

#### Ex Approvals


#### Approvals submitted


#### Approval details


EAC
-----


## Plug - UP 6/10 - 3060704


### Approvals

CSA 		
	B	C
mm²/AWG/kcmil	24-8	24-8
Nominal current I <sub>N</sub>	50 A	50 A
Nominal voltage U <sub>N</sub>	600 V	600 V

UL Recognized 		
	B	C
mm²/AWG/kcmil	24-8	24-8
Nominal current I <sub>N</sub>	40 A	40 A
Nominal voltage U <sub>N</sub>	600 V	600 V


VDE Gutachten mit Fertigungsüberwachung 	
mm²/AWG/kcmil	0.2-6.0
Nominal current I <sub>N</sub>	41 A
Nominal voltage U <sub>N</sub>	1000 V

cUL Recognized 		
	B	C
mm²/AWG/kcmil	24-8	24-8
Nominal current I <sub>N</sub>	40 A	40 A
Nominal voltage U <sub>N</sub>	600 V	600 V

IECEE CB Scheme 	
mm²/AWG/kcmil	0.2-6.0
Nominal current I <sub>N</sub>	41 A
Nominal voltage U <sub>N</sub>	1000 V

## Plug - UP 6/10 - 3060704

### Approvals

cULus Recognized 

### Accessories

#### Accessories

##### End cover

Flange cover - DF-UP 6 - 3060856



Flange cover, Length: 21 mm, Width: 4.5 mm, Height: 24.7 mm, Color: gray

##### Insulating sleeve

Insulating sleeve - MPS-IH WH - 0201663



Insulating sleeve, Color: white

Insulating sleeve - MPS-IH RD - 0201676



Insulating sleeve, Color: red

Insulating sleeve - MPS-IH BU - 0201689



Insulating sleeve, Color: blue

## Plug - UP 6/10 - 3060704

### Accessories

Insulating sleeve - MPS-IH YE - 0201692



Insulating sleeve, Color: yellow

---

Insulating sleeve - MPS-IH GN - 0201702



Insulating sleeve, Color: green

---

Insulating sleeve - MPS-IH GY - 0201728



Insulating sleeve, Color: gray

---

Insulating sleeve - MPS-IH BK - 0201731



Insulating sleeve, Color: black

---

### Labeled terminal marker

Zack Marker strip, flat - ZBF 8 CUS - 0825030



Zack Marker strip, flat, can be ordered: Strip, white, labeled according to customer specifications, Mounting type: Snap into flat marker groove, for terminal block width: 8 mm, Lettering field: 5.15 x 8.15 mm

## Plug - UP 6/10 - 3060704

### Accessories

Zack Marker strip, flat - ZBF 8,LGS:FORTL.ZAHLEN - 0808804



Zack Marker strip, flat, Strip, white, labeled, Printed horizontally: Consecutive numbers 1 - 10, 11 - 20, etc. up to 101 - 110, Mounting type: Snap into flat marker groove, for terminal block width: 8 mm, Lettering field: 5.15 x 8.15 mm

---

Marker for terminal blocks - UC-TMF 8 CUS - 0824654



Marker for terminal blocks, can be ordered: by sheet, white, labeled according to customer specifications, Mounting type: Snap into flat marker groove, for terminal block width: 8.2 mm, Lettering field: 7.6 x 5.1 mm

---

Marker for terminal blocks - UCT-TMF 8 CUS - 0829672



Marker for terminal blocks, can be ordered: by sheet, white, labeled according to customer specifications, Mounting type: Snap into flat marker groove, for terminal block width: 8.2 mm, Lettering field: 7.4 x 4.7 mm

---

### Mounting material

Latching - PRZ - 3040614



Latching, Length: 3 mm, Width: 5.2 mm, Number of positions: 2, Color: orange

---

Latching - PR - 3040559



Latching, Number of positions: 1, Color: orange

## Plug - UP 6/10 - 3060704

### Accessories

Latching - PR/2 - 3040630



Latching, Number of positions: 2, Color: orange

---

Latching - PRT/2 - 3040631



Latching, can only be released using a screwdriver, Number of positions: 2, Color: orange

---

### Screwdriver tools

Screwdriver - SZS 1,0X4,0 VDE - 1205066



Screwdriver, slot-headed, VDE insulated, size: 1.0 x 4.0 x 100 mm, 2-component grip, with non-slip grip

---

Screwdriver - SF-SL 0,6X3,5-100 S-VDE - 1212587



Actuation tool, for ST terminal blocks, VDE insulated, with slimmer insulation integrated in the blade, also suitable for use as a bladed screwdriver, size: 0.6 x 3.5 x 100 mm, 2-component grip, with non-slip grip

---

### Shield connection

Shield connection clamp - PSH 3- 6 - 3040591



Shield connection clamp, Color: black



## Plug - UP 6/10 - 3060704

### Accessories

Shield connection clamp - PSH 5-10 - 3040601



Shield connection clamp, Color: black

---

### Terminal marking

Zack Marker strip, flat - ZBF 8:UNBEDRUCKT - 0808781



Zack Marker strip, flat, Strip, white, unlabeled, can be labeled with: Plotter, Mounting type: Snap into flat marker groove, for terminal block width: 8 mm, Lettering field: 5.15 x 8.15 mm

---

Marker for terminal blocks - UC-TMF 8 - 0818137



Marker for terminal blocks, Sheet, white, unlabeled, can be labeled with: BLUEMARK CLED, BLUEMARK LED, Plotter, Mounting type: Snap into flat marker groove, for terminal block width: 8.2 mm, Lettering field: 7.6 x 5.1 mm

---

Marker for terminal blocks - UCT-TMF 8 - 0828748



Marker for terminal blocks, Sheet, white, unlabeled, can be labeled with: THERMOMARK CARD, BLUEMARK CLED, BLUEMARK LED, TOPMARK LASER, Mounting type: Snap into flat marker groove, for terminal block width: 8.2 mm, Lettering field: 7.4 x 4.7 mm

---

### Test plug terminal block

Test plugs - MPS-MT - 0201744



Test plugs, Color: silver

---

### Drawings

## Plug - UP 6/10 - 3060704

Circuit diagram



---

Phoenix Contact 2015 © - all rights reserved  
<http://www.phoenixcontact.com>