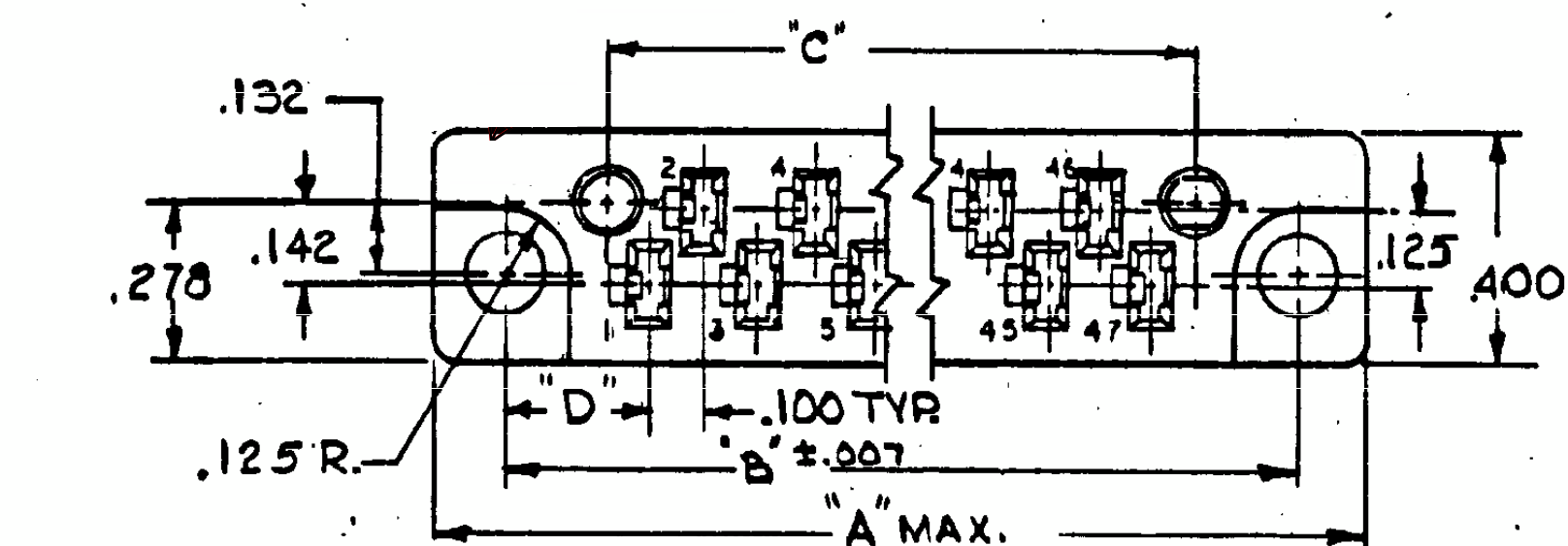
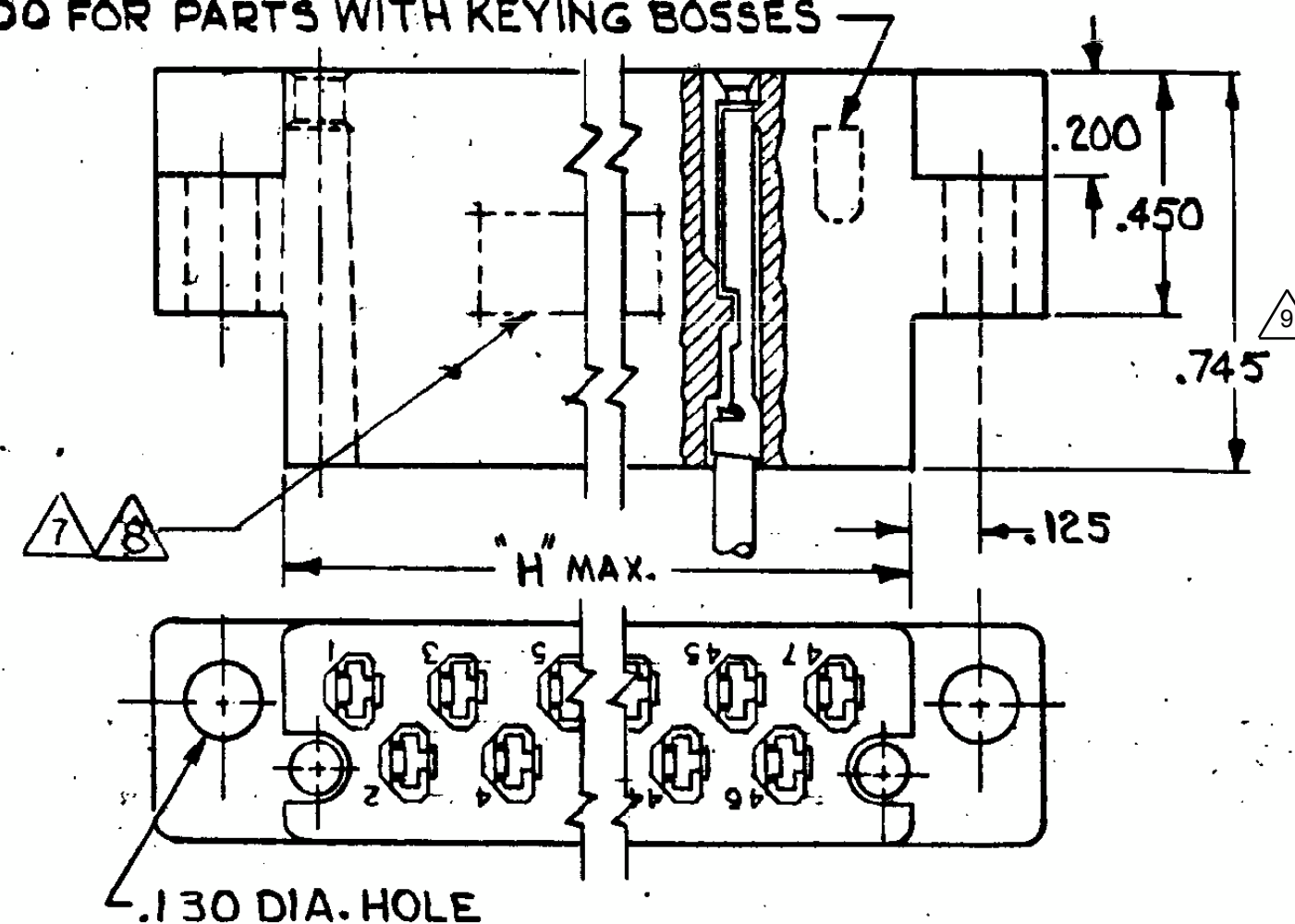


REVISIONS				
ZONE	LTR	DESCRIPTION	DATE	APPROVES
	AN	REVISED PER ECO-15-017419 KG	18DEC2015	DE



SEE 582200 FOR PARTS WITH KEYING BOSSES



NOTE:

1-THE CAVITY CENTERLINES ARE MEASURED FROM THE CENTERLINE OF THE ALIGNMENT PIN HOLES AND AS LONG AS THE CAVITIES FALL WITHIN THE TOLERANCES INDICATED THE ALLOWABLE WARPAGE IS INDEPENDENT OF THE CAVITIES AND BECOMES A MEASUREMENT OF THE OUT SIDE SURFACE OF THE BLOCK. IT DOES NOT AFFECT THE MATING OF THIS BLOCK WITH 582152.

2- THESE BLOCKS MATE WITH PART 582152

3- FOR SUPPLEMENTAL SPECIFICATIONS SEE E.S. 8-1-3

⚠ (WHERE SPECIFIED) AMP PART NO. NOT STAMPED ON PART. DATE CODE WILL BE STAMPED ON PART.

△-CUSTOMER PART NO. TO BE STAMPED IN ADDITION TO  
AMP PART NO.

6 OBS PART NO.

AMP, AMP PART NUMBER AND DATE CODE MARKED APPROX THIS AREA EITHER SIDE.

HOUSING

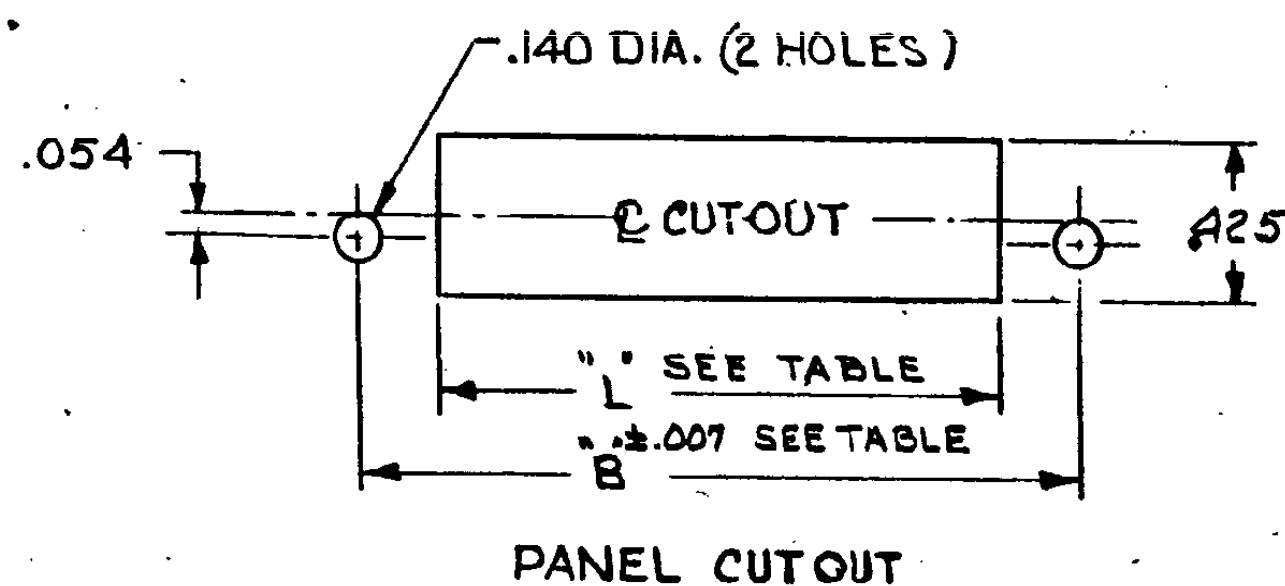
MATERIAL: DIALLYL PHTHALATE  
GLASS FILLED


PER: MIL-M-14F, TYPE S.D.G-F.

COLOR: GREEN (EXCEPT AS NOTED)

**8 AMP, AMP PART NUMBER, DATE CODE AND MILITARY NUMBER MARKED APPROX THIS AREA.**

9 DIMENSION DOES NOT INCLUDE RAISED PADS OR RAISED CHARACTERS.



UNLESS OTHERWISE SPECIFIED			CONTRACT NO.		 TE Connectivity					
DIMENSIONS ARE IN INCHES TOLERANCES ON					NAME					
FRACTIONS	DECIMALS	ANGLES	DR	DATE	AMP BLADE RECEPTACLE HOUSING					
$\pm .005$	$\pm .005$	$\pm 1'0"$	CHE	DATE						
MATERIAL			DRAWN BY	DATE						
SEE CALL-OUT			APP'D	DATE						
HEAT TREAT					SIZE CODE IDENT NO NUMBER					
					C 00779		582151			
FINISH			OTHER APPD		SCALE 3-1		INT		CALC ACTUAL SHEET OF 2 SHTS	

**CUSTOMER DRAWING:**

REVISIONS		DATE	APPROVED
ZONE	LYR	DESCRIPTION	
AN		SEE SHEET 1	

PART NO.	NO. CAVITIES	MARKING
3-582151-1	17	△
3-582151-2	23	△
3-582151-3	29	△
3-582151-4	35	△
3-582151-5	41	△
3-582307-1	47	△
2-582151-4	35	GRAY HOUSING, △
4-582151-5	17	STAMP CUST. PART NO. △ △
4-582151-6	23	STAMP CUST. PART NO. △ △
4-582151-7	29	STAMP CUST. PART NO. △
4-582151-8	35	STAMP CUST. PART NO. △ △
4-582151-9	41	STAMP CUST. PART NO. △ △
1-582307-3	47	STAMP CUST. PART NO. △
5-582151-1	17	M21097/13-01 △
5-582151-2	23	M21097/13-02 △
5-582151-3	29	M21097/13-03 △
5-582151-4	35	M21097/13-04 △
5-582151-5	41	M21097/13-05 △
5-582307-1	47	M21097/13-06 △
4-582151-2	23	STAMP CUST. PART NO. △ △
4-582151-3	29	STAMP CUST. PART NO. △ △

UNLESS OTHERWISE SPECIFIED DIMENSIONS ARE IN INCHES TOLERANCES ON		CONTRACT NO.		DATE	
FRACTIONS	DECIMALS	ANGLES			
	± .01	± .01			7-17-67
MATERIAL			DESIGN ENGINEER	DATE	
			DR. Busch	7/24/67	
HEAT TREAT			APPROVED	DATE	
			R. Shaw	7/24/67	
FINISH			OTHER APPR		
SIZE		CODE IDENT NO	NUMBER		
C	00779		582151		
SCALE		BY	CALC		ACTUAL
SHEET 2 OF 2 SHTS					

CUSTOMER DRAWING

# Mouser Electronics

Authorized Distributor

Click to View Pricing, Inventory, Delivery & Lifecycle Information:

[TE Connectivity:](#)

[3-582151-3](#)