THIS DRAWING IS UNPUBLISHED. RELEASED FOR PUBLICATION -.-.-
© COPYRIGHT - BY TYCO ELECTRONICS CORPORATION. ALL RIGHTS RESERVED.

LOC	CONT
CM	00

REVISIONS

P	LTR	DESCRIPTION	DATE	DWN	APVD
	J	REVISED PER EC 0638-1094-04	04FEB05	KW	SR

1. PARTS COMPLY TO AMP SOLDERABILITY SPECIFICATION 109-11-3.

2. CIRCUIT IDENTIFICATION CHARACTERS ARE ADJACENT TO THE INDICATED CAVITIES, BUT LOCATION AND ORIENTATION MAY DIFFER FROM PRINT.

3. CONTACT IS PLATED OVERALL WITH 0.00127 [.000050] NICKEL, THEN 0.00076 [.000030] GOLD OVER CONTACT LENGTH INDICATED AND MATTE TIN LEAD ON SOLDER TAIL END.

4. DIMENSIONS IN BRACKETS ARE IN INCHES.

5. CONTACT IS PLATED OVERALL WITH 0.00127 [.000050] NICKEL, THEN 0.00076 [.000030] GOLD OVER CONTACT LENGTH INDICATED AND MATTE TIN ON SOLDER TAIL END.

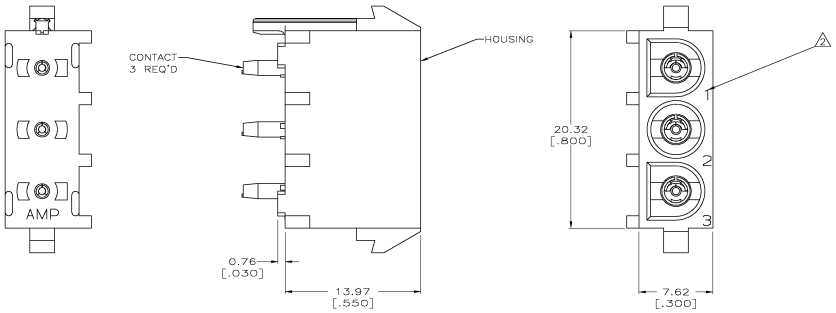

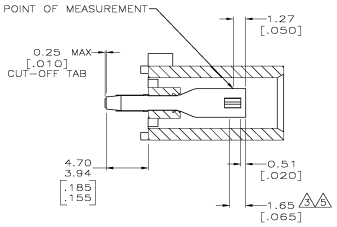

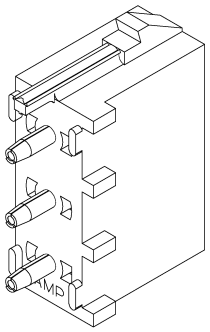

3-DIMENSIONAL MODEL
NTS

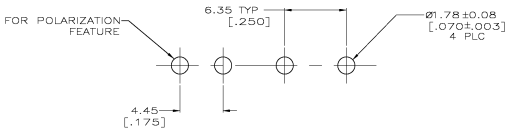

RECOMMENDED MOUNTING HOLE PATTERN
FOR 1.57 [.062] THICK P.C. BOARD

CONTACT MATERIAL AND FINISH	HOUSING MATERIAL	PART NUMBER
PHOSPHOR BRONZE, GOLD 3	NYLON,UL94V-0,WHITE	643414-3
PHOSPHOR BRONZE, GOLD 3	NYLON,UL94V-0,WHITE	643414-2
PHOSPHOR BRONZE, PRE-TIN	NYLON,UL94V-0,WHITE	643414-1

THIS DRAWING IS A CONTROLLED DOCUMENT.

DIMENSIONS: mm [INCHES]

TOLERANCE UNLESS OTHERWISE SPECIFIED: 0 PLC ±.-; 1 PLC ±.-; 2 PLC ±.0.13 [.005]; 3 PLC ±.-; 4 PLC ±.-; ANGLES ±.0.30°

MATERIAL: SEE TABLE

FINISH: SEE TABLE

METRIC

DWN: 07-JAN-2000 McEACHIN
CHK: 07-JUN-2000 K. COBLE
APVD: 07-JUN-2000 K. COBLE
PRODUCT SPEC: —
APPLICATION SPEC: —
WEIGHT: —

CUSTOMER DRAWING

Tyco Electronics Corporation
Greensboro, NC 27409

NAME: SOCKET HEADER ASSEMBLY, POLARIZED,3 CIRCUIT UNIVERSAL MATE-N-LOK™

SIZE: A1 | CAGE CODE: 00779 | DRAWING NO: C-643414 | RESTRICTED TO: —

SCALE: 5:1 | SHEET: 1 OF 1 | REV: J

Downloaded from Elcodis.com electronic components distributor