

Bus system flush-type plug - SACCBP-MSD-4CON-PG9/5,0-931SCO - 1437753

Please be informed that the data shown in this PDF Document is generated from our Online Catalog. Please find the complete data in the user's documentation. Our General Terms of Use for Downloads are valid (<http://phoenixcontact.com/download>)




Bus system flush-type plug, ETHERNET, 4-pos., M12 SPEEDCON, shielded, D-coded, rear/screw mounting with Pg9 thread, with 5.0 m bus cable, 2 x 2 x 0.2 mm²



Ethernet



Key commercial data

Packing unit	1 pc
GTIN	 4 046356 458498
Weight per Piece (excluding packing)	222.22 g
Custom tariff number	85444290
Country of origin	Germany
Note	Made to Order (non-returnable)

Technical data

Dimensions

Length of cable	5 m
-----------------	-----

Ambient conditions

Ambient temperature (operation)	-25 °C ... 90 °C (Plug / socket)
Degree of protection	IP67

General

Rated current at 40°C	4 A
Rated voltage	250 V
Number of positions	4
Coding	D - data
Signal type/category	Ethernet
Surge voltage category	II
Pollution degree	3

Bus system flush-type plug - SACCBP-MSD-4CON-PG9/5,0-931SCO - 1437753

Technical data

Material

Inflammability class according to UL 94	V0
Contact material	CuZn
Contact surface material	Ni/Au
Contact carrier material	PA 66
Material, knurls	Nickel-plated brass
Sealing material	NBR

Cable

Cable type	PUR ETHERNET 2x2 FLEX
Cable type (abbreviation)	93E
Cable abbreviation	02YS(ST)C11Y
UL AWM style	20963 (80°C/30 V)
Cable structure	2x2xAWG26/7; SF/UTP
Conductor cross section	2x 2x 0.14 mm ²
AWG signal line	26
Conductor structure signal line	7x 0.16 mm
Core diameter including insulation	0.98 mm
Wire colors	white/orange-orange, white/green-green
Twisted pairs	2 cores to the pair
Overall twist	Two pairs with two fillers to the core
Shielding	Aluminum-coated foil, tinned copper braided shield
Optical shield covering	70 %
External sheath, color	water blue RAL 5021
Outer sheath thickness	1.2 mm
External cable diameter D	6.4 mm ±0.2 mm
Minimum bending radius, fixed installation	4 x D
Minimum bending radius, flexible installation	8 x D
Cable weight	42 kg/km
Outer sheath, material	PUR
Material conductor insulation	Foamed PE
Conductor material	Bare Cu litz wires
Insulation resistance	≥ 500 MΩ*km
Conductor resistance	≤ 290 Ω/km
Cable capacity	approx. 45 nF/km (At 1 kHz)
Wave impedance	100 Ω ±5 Ω (at 100 MHz)
Signal runtime	5.3 ns/m
Coupling resistance	≤ 100.00 mΩ/m (At 10 MHz)
Nominal voltage, cable	≤ 100 V
Test voltage Core/Core	700 V (50 Hz, 1 min.)
Test voltage Core/Shield	700 V (50 Hz, 1 min.)

Bus system flush-type plug - SACCBP-MSD-4CON-PG9/5,0-931SCO - 1437753

Technical data

Cable

Flame resistance	According to IEC 60332-1-2
Halogen-free	According to IEC 60754-1
Resistance to oil	in accordance with DIN EN 60811-2-1
Ambient temperature (operation)	-40 °C ... 80 °C (cable, fixed installation)
	-20 °C ... 80 °C (cable, flexible installation)

Classifications

eCl@ss

eCl@ss 4.0	27250313
eCl@ss 4.1	27250313
eCl@ss 5.0	27143423
eCl@ss 5.1	27143423
eCl@ss 6.0	27143423
eCl@ss 7.0	27449001
eCl@ss 8.0	27440103

ETIM

ETIM 3.0	EC002061
ETIM 4.0	EC002061
ETIM 5.0	EC002061

UNSPSC

UNSPSC 6.01	31251501
UNSPSC 7.0901	31251501
UNSPSC 11	31251501
UNSPSC 12.01	31251501
UNSPSC 13.2	39121413

Approvals

Approvals

Approvals

UL Recognized / EAC


Ex Approvals

Bus system flush-type plug - SACCBP-MSD-4CON-PG9/5,0-931SCO - 1437753

Approvals

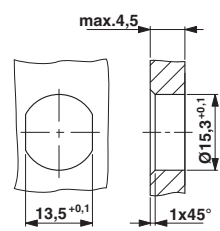
Approvals submitted

Approval details

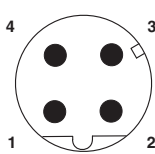
UL Recognized 	
mm²/AWG/kcmil	26-20
Nominal current I _N	4 A
Nominal voltage U _N	250 V
EAC	

Drawings

Dimensioned drawing



Schematic diagram



Pin assignment M12 male connector, 4-pos., D-coded, male side

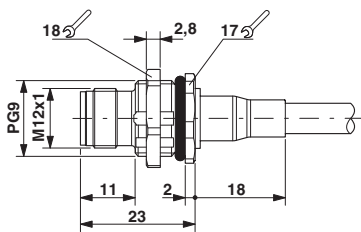
Housing cutout for Pg9 fastening thread, mounting panel with feed-through hole (alternatively with surface as protection against rotation)

Cable cross section



PUR ETHERNET 2x2 FLEX [93E]

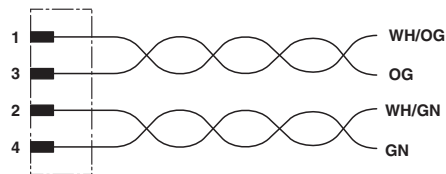
Dimensioned drawing



M12 panel feed-through

Bus system flush-type plug - SACCBP-MSD-4CON- PG9/5,0-931SCO - 1437753

Circuit diagram



Contact assignment of the M12 plug