

Datasheet

SPDT Toggle Switch On-On, PCB

RS Stock number [450-2774](#)



Specifications:

Contact Rating: **S** (silver) - 3A with resistive load @ 125 VAC or 28 VDC - 1.5A with resistive load @ 250 VAC - **A** (gold) or **K*** (gold/tin-lead) - 0.4 VA max @ 20 VAC or DC max

Electrical life: 30,000 make and break cycles at full load

Contact Resistance: 20 mΩ max. initial @ 2-4 VDC - 100 mA, for both silver and gold plated contacts

Insulation Resistance: 1000 MΩ min.

Dielectric Strength: 1500 VRMS @ sea level

Operating Temperature: -30°C to 85°C

Materials:

Case: Dially phthalate (DAP)




Plunger: Brass, chrome plated

Bushing: Brass, nickel plated

Terminal support: Brass, electrotin plated

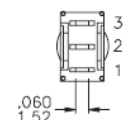
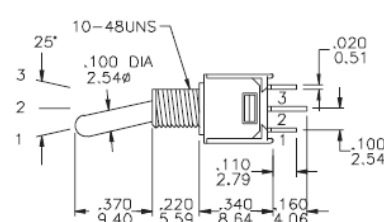
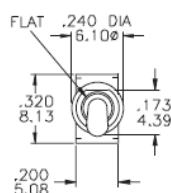
Housing: Stainless Steel

Electrical Functions:




SPDT			
1	on	none	on
2	on	none	(on)
3	on	off	on
4	(on)	off	(on)
5 (ø)	on	off	(on)
2 - 3	open	2 - 1	

2 Comm.
1 3 •

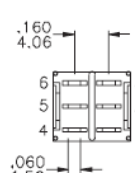
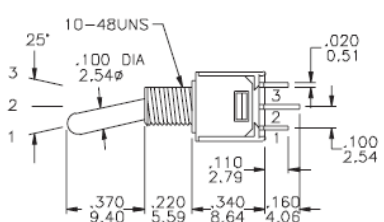
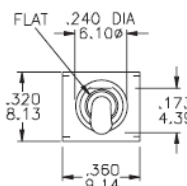
(ø) Please enquire



Part N° shown: 2A11-NF1STSE

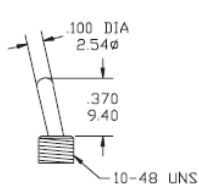
DPDT			
1	on	none	on
2	on	none	(on)
3	on	off	on
4	(on)	off	(on)
5	on	off	(on)
2-3, 5-6	open	2-1, 5-4	

2 Comm. 5 Comm.
1 3 • 4 6 •

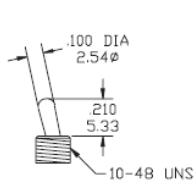


Part N° shown: 2A21-NF1STSE

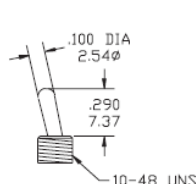
Actuators:



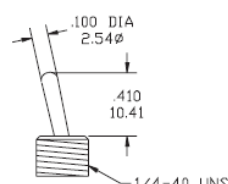
N



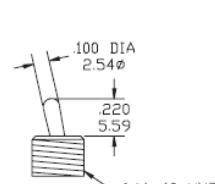
N2



N3

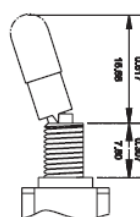


N4 (Δ)

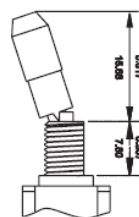


N5 (Δ)


LK



LK1




Bushing:



F1 Threaded

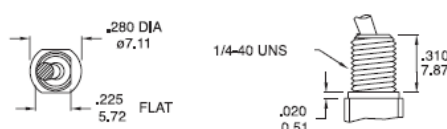
F2 Non Threaded

Note: F Bushings can fit actuators **N**, **N2** and **N3** only.




F3 Threaded

F4 Non Threaded



B1 (Δ) Threaded flat

B2 (Δ) Non Threaded flat

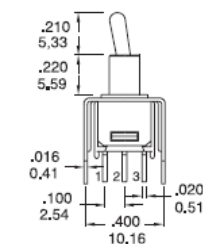
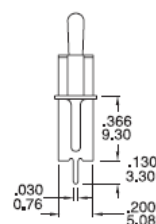


B3 (Δ) Threaded

B4 (Δ) Non Threaded

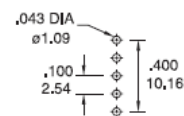
Terminations:

U2
SPDT

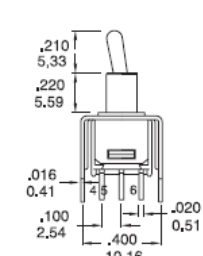
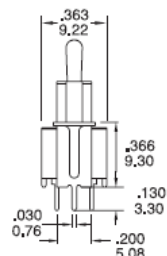


Part N° shown: 2A11-N2F2U2AE

P.C. LAYOUT

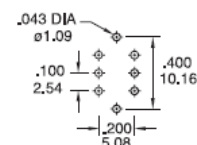


U2
DPDT



Part N° shown: 2A21-N2F2U2AE

P.C. LAYOUT



Terminations:

