ITEM NO.	FORM	WIRE GAGE	DIM "B"	DIM "C"	DIM "D"	DIM "E"	DIM "F"	DIM "G"	PLATING: SEE NOTE 2
457501111	CHAIN	18-20	.142±.012 (3.60±0.30)	.177±.016 (4.50±0.40)	.035 (0.90)	.075±.012 (1.90±0.30)	.091±.016 (2.30±0.40)	.020 (0.50)	1 TIN OVER NICKEL
457501112	LOOSE								
457503111	CHAIN	16	.142±.012 (3.60±0.30)	.177±.016 (4.50±0.40)	.035 (0.90)	.091±.012 (2.30±0.30)	.106±.016 (2.70±0.40)	.024 (0.60)	
457503112	LOOSE								
457501211	CHAIN	18-20	.142±.012 (3.60±0.30)	.177±.016 (4.50±0.40)	.035 (0.90)	.075±.012 (1.90±0.30)	.091±.016 (2.30±0.40)	.020 (0.50)	2 SELECT GOLD OVER NICKEL
457501212	LOOSE								
457503211	CHAIN	16	.142±.012 (3.60±0.30)	.177±.016 (4.50±0.40)	.035 (0.90)	.091±.012 (2.30±0.30)	.106±.016 (2.70±0.40)	.024 (0.60)	
457503212	LOOSE								

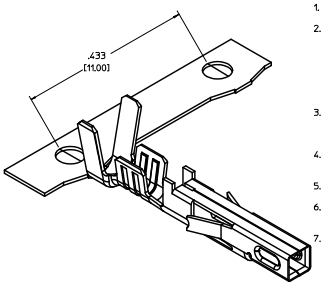

NOTES:

1. MATERIAL: COPPER ALLOY .0080/(0.203) THICK
2. FINISH:
   1. .000100/(0.00254) MIN. BRIGHT TIN OVER .000050/(0.00127) MIN NICKEL OVERALL.
   2. .000030/(0.00076) MIN. SELECT GOLD IN CONTACT AREA AND .000100/(0.00254) MIN. SELECT MATTE TIN IN CRIMP AREA OVER .000050/(0.00127) MIN. NICKEL OVERALL.

   GOLD PLATING RECOMMENDED FOR APPLICATIONS WHERE FRETTING CORROSION IS A CONCERN.
3. PRODUCT SPECIFICATION: PS-45750-001 (JR.)
   PS-45750-002 (BMI)
   PS-45750-003 (TPA)
4. PACKAGING SPECIFICATION : PK-45750-001 FOR CHAIN TERMINALS
   PK-5556-003 FOR LOOSE TERMINALS
5. TERMINAL FOR USE WITH 5557, 42474, 44516, 43760, AND 30067 SERIES HOUSINGS.
6. WHEN TERMINALS ARE INSTALLED IN THE HOUSING, THE WIRES ARE TO BE DRESSED IN SUCH A MANNER TO ALLOW THE TERMINALS TO FLOAT FREELY IN THE POCKET.
7. THIS TERMINAL IS DESIGNED FOR SINGLE WIRE CRIMPING.

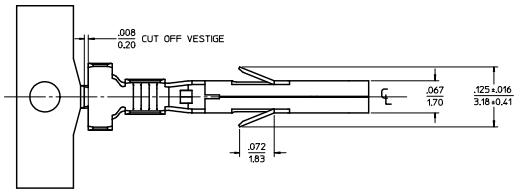

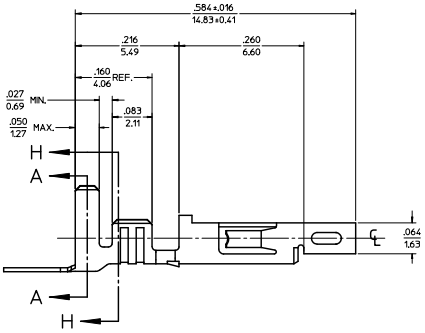

LEGEND

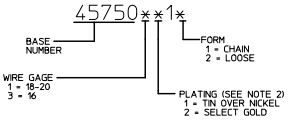

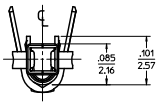

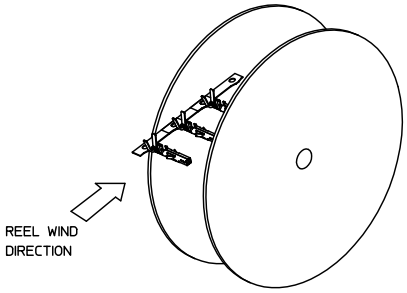

RoHS COMPLIANT

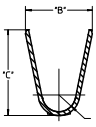

SECTION A-A

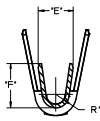

SECTION H-H

ADDED PACKAGING NOTES
EC NO: UCP2010-6471 2009/12/23
DRWN: J.AGUILAR 2009/12/23
CHKD: J.BELL 2009/12/28
APPR: F.SMITH 2009/12/28
G1

REV	DESCRIPTION

QUALITY SYMBOLS: ▼=0 ▽=0

GENERAL TOLERANCES (UNLESS SPECIFIED)

	mm	INCH
4 PLACES	± ---	± ---
3 PLACES	± ---	± .010
2 PLACES	± 0.25	± .014
1 PLACE	± 0.36	± ---
ANGULAR ±1/2°		

DRAFT WHERE APPLICABLE MUST REMAIN WITHIN DIMENSIONS

DIMENSION STYLE: IN/MM	SCALE: 10:1	DESIGN UNITS: INCH
DRAWN BY: SML	DATE: 2004/01/30	THIRD ANGLE PROJECTION
CHECKED BY: MMD	DATE: 2004/01/30	TITLE: FEMALE CRIMP TERMINAL, H.C.S.PLUS, MINI-FIT JR. SERIES
APPROVED BY: AP	DATE: 2004/02/05	MOLEX INCORPORATED
MATERIAL NO.: SEE CHART	DOCUMENT NO.: SD-45750-001	SHEET NO.: 1 OF 1
SIZE: D	THIS DRAWING CONTAINS INFORMATION THAT IS PROPRIETARY TO MOLEX INCORPORATED AND SHOULD NOT BE USED WITHOUT WRITTEN PERMISSION	

tb_frame_D_P_AM_T
Rev. D 2004/06/28

Downloaded from Elcodis.com electronic components distributor

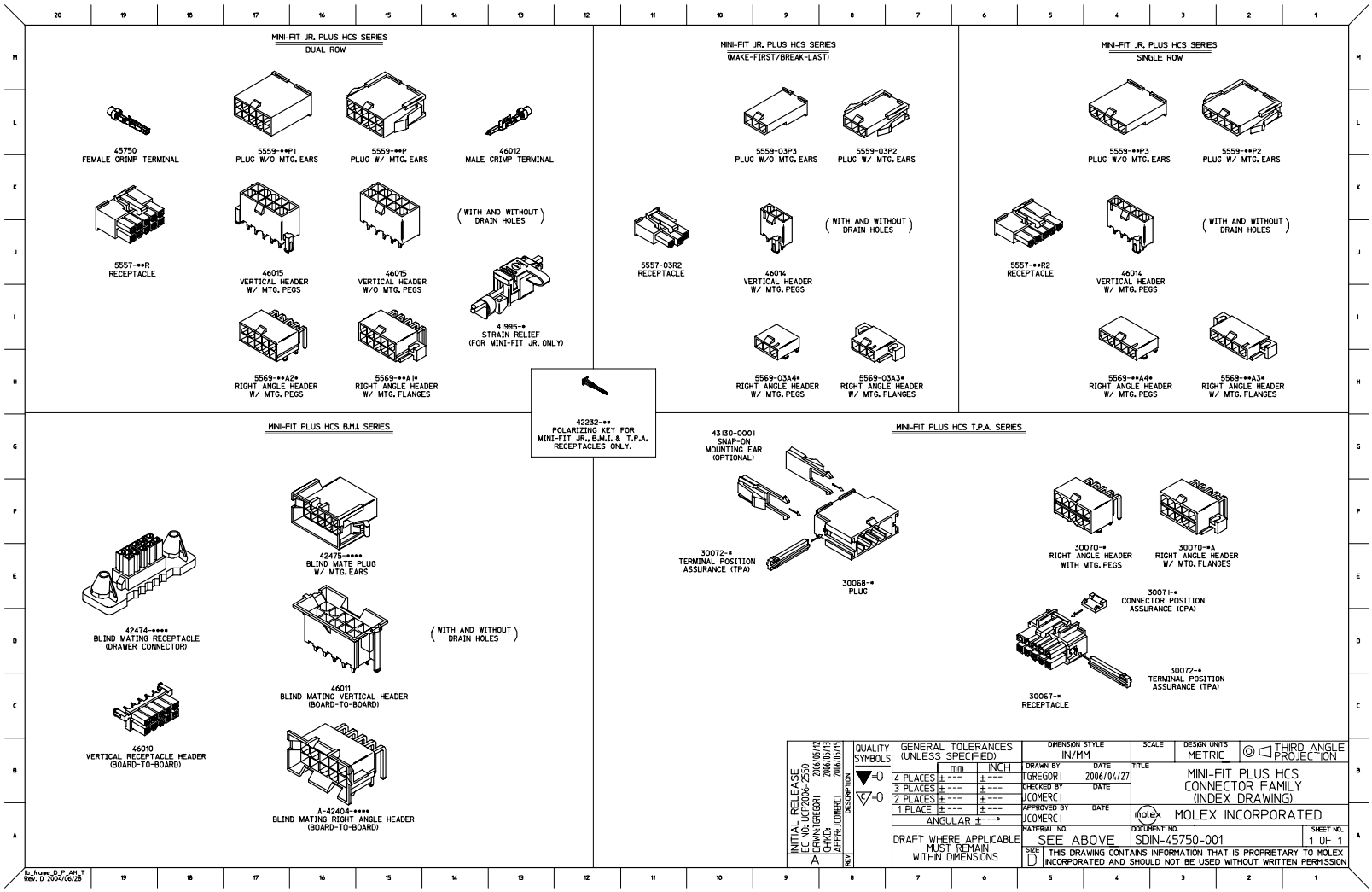

Downloaded from Elcodis.com electronic components distributor