MOLEX P/N						CIRCUITS	DIMENSION		
WHITE	BLACK	RED	BLUE	YELLOW	GREEN		DM A	DM B	DM C
48147-0210	48147-0211	48147-0212	48147-0213	48147-0214	48147-0215	2	7.50	2.50	5.50
48147-0310	48147-0311	48147-0312	48147-0313	48147-0314	48147-0315	3	10.00	5.00	8.00
48147-0410	48147-0411	48147-0412	48147-0413	48147-0414	48147-0415	4	12.50	7.50	10.50
48147-0510	48147-0511	48147-0512	48147-0513	48147-0514	48147-0515	5	15.00	10.00	13.00
48147-0610	48147-0611	48147-0612	48147-0613	48147-0614	48147-0615	6	17.50	12.50	15.50
48147-0710	48147-0711	48147-0712	48147-0713	48147-0714	48147-0715	7	20.00	15.00	18.00
48147-0810	48147-0811	48147-0812	48147-0813	48147-0814	48147-0815	8	22.50	17.50	20.50
48147-0910	48147-0911	48147-0912	48147-0913	48147-0914	48147-0915	9	25.00	20.00	23.00
48147-1010	48147-1011	48147-1012	48147-1013	48147-1014	48147-1015	10	27.50	22.50	25.50
48147-1110	48147-1111	48147-1112	48147-1113	48147-1114	48147-1115	11	30.00	25.00	28.00
48147-1210	48147-1211	48147-1212	48147-1213	48147-1214	48147-1215	12	32.50	27.50	30.50
48147-1310	48147-1311	48147-1312	48147-1313	48147-1314	48147-1315	13	35.00	30.00	33.00
48147-1410	48147-1411	48147-1412	48147-1413	48147-1414	48147-1415	14	37.50	32.50	35.50
48147-1510	48147-1511	48147-1512	48147-1513	48147-1514	48147-1515	15	40.00	35.00	38.00

CIRCUITS	15	14	13	12	11	10	9	8	7	6	5	4	3	2	1
2														K1	K1
3													K1	O	K1
4												K1	O	O	K1
5											K1	O	O	O	K1
6										K1	O	O	O	O	K1
7									K1	O	O	O	O	O	K1
8								K1	O	O	O	O	O	O	K1
9							K1	O	O	O	O	O	O	O	K1
10						K1	O	O	O	O	O	O	O	O	K1
11					K1	O	O	O	O	O	O	O	O	O	K1
12				K1	O	O	O	O	O	O	O	O	O	O	K1
13			K1	O	O	O	O	O	O	O	O	O	O	O	K1
14		K1	O	O	O	O	O	O	O	O	O	O	O	O	K1
15	K1	O	O	O	O	O	O	O	O	O	O	O	O	O	K1

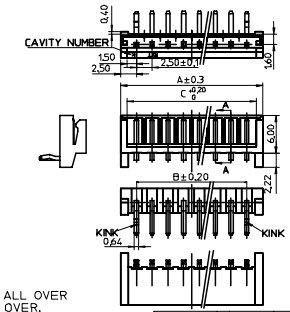

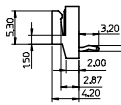

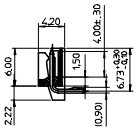

SECTION A-A

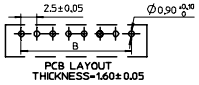

PCB LAYOUT
THICKNESS=1.60± 0.05

NOTE

1.MATERIAL:
HOUSING:NYLON66 ,UL94V-0
COLOR: SEE TABLE
CONTACT:BRASS

2.FINISH:
1.4~2um NI UNDERPLATE ALL OVER
2~3um TIN PLATING ALL OVER,

3.SPECIFICATION:
CURRENT RATING:250V;DC/AC,3A
DIELECTRIC WITHSTANDING STRENGTH:800V AC FOR1MIN

4.PACKAGE: REFER TO PK-48147-001.
5.PRODUCT SPEC: REFER TO PS-48104-001.
6.TEST SUMMARY: REFER TO TS-48104-001.
7.MATE WITH HOUSING 48103 SERIES
8.MATE WITH TERMINAL 48102 SERIES

CHANGE SPEC			
EC NO: SH2005-0344		2005/06/06	
DRAWN: LIANXI		2005/06/07	
CHKD:		2005/08/25	
APPR: WKG			
REV	DESCRIPTION		
B			

QUALITY SYMBOLS
▼=0
▽=0

GENERAL TOLERANCES (UNLESS SPECIFIED)	mm	INCH
4 PLACES	± ---	± ---
3 PLACES	± ---	± ---
2 PLACES	± 0.25	± ---
1 PLACE	± 0.25	± ---
ANGULAR ± 3 °		

DRAFT WHERE APPLICABLE MUST REMAIN WITHIN DIMENSIONS

DIMENSION STYLE	SCALE	DESIGN UNITS	
MM ONLY	1:1	METRIC	THIRD ANGLE PROJECTION

DRAWN BY JG.WEN	DATE 2004/02/26	TITLE 2.5 MM PITCH WIRE TO BOARD HEAD ASSEMBLY (RIGHT ANGLE TYPE)
CHECKED BY SAM SHIN	DATE 2004/02/26	
APPROVED BY WILSON	DATE 2004/02/26	molex MOLEX INCORPORATED
MATERIAL NO. SEE TABLE		DOCUMENT NO. SD-48147-001 / SHEET NO. 1 OF 1
SIZE A3		THIS DRAWING CONTAINS INFORMATION THAT IS PROPRIETARY TO MOLEX INCORPORATED AND SHOULD NOT BE USED WITHOUT WRITTEN PERMISSION

D_frame_A3_P_AM_T
Rev. D 2004/06/28