THIS DRAWING IS UNPUBLISHED. RELEASED FOR PUBLICATION -,- .
© COPYRIGHT - By - ALL RIGHTS RESERVED.

LOC	DIST
AD	39

REVISIONS

P	LTR	DESCRIPTION	DATE	DWN	APVD
	A1	REVISED PER ECO-11-004820	11MAR11	RK	HMR

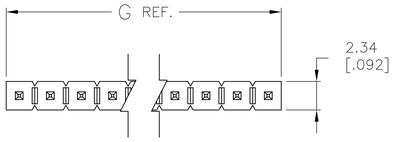

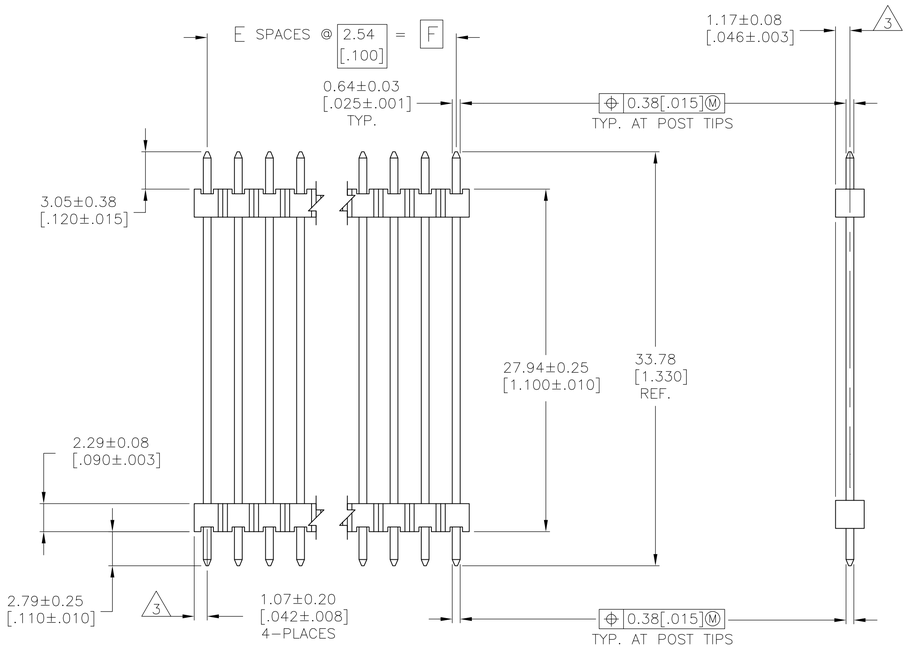

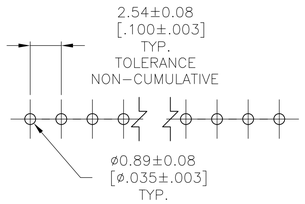

RECOMMENDED HOLE LAYOUT

1. ASSEMBLY MAY BE BROKEN TO THE DESIRED NUMBER OF POSITIONS
2. TRUE POSITION TOLERANCE OF THE POST TIPS APPLIES WHEN THE HEADER IS HELD FLAT AGAINST THE PRINTED CIRCUIT BOARD

3. THE NOTED DIMENSIONS APPLY AT THE INTERSECTION OF THE POST AND HOUSING
4. HOUSING: FLAME RETARDANT THERMOPLASTIC; COLOR: BLACK.
5. FINISH: 0.00254-0.00508 [.000100-.000200] BRIGHT TIN-LEAD OVER 0.00127 [.000050] NICKEL ENTIRE POST.
6. FINISH: 0.00254-0.00508 [.000100-.000200] MATTE TIN OVER 0.00127 [.000050] NICKEL ENTIRE POST.

PLATING	G	F	E	NO. OF POSITIONS	PART NUMBER
6	101.19 [3.984]	99.06 [3.900]	39	40	9-146477-0
6	98.65 [3.884]	96.52 [3.800]	38	39	8-146477-9
6	96.11 [3.784]	93.98 [3.700]	37	38	8-146477-8
6	93.57 [3.684]	91.44 [3.600]	36	37	8-146477-7
6	91.03 [3.584]	88.90 [3.500]	35	36	8-146477-6
6	88.49 [3.484]	86.36 [3.400]	34	35	8-146477-5
6	85.95 [3.384]	83.82 [3.300]	33	34	8-146477-4
6	83.41 [3.284]	81.28 [3.200]	32	33	8-146477-3
6	80.87 [3.184]	78.74 [3.100]	31	32	8-146477-2
6	78.33 [3.084]	76.20 [3.000]	30	31	8-146477-1
6	75.79 [2.984]	73.66 [2.900]	29	30	8-146477-0
6	73.25 [2.884]	71.12 [2.800]	28	29	7-146477-9
6	70.71 [2.784]	68.58 [2.700]	27	28	7-146477-8
6	68.17 [2.684]	66.04 [2.600]	26	27	7-146477-7
6	65.63 [2.584]	63.50 [2.500]	25	26	7-146477-6
6	63.09 [2.484]	60.96 [2.400]	24	25	7-146477-5
6	60.55 [2.384]	58.42 [2.300]	23	24	7-146477-4
6	58.01 [2.284]	55.88 [2.200]	22	23	7-146477-3
6	55.47 [2.184]	53.34 [2.100]	21	22	7-146477-2
6	52.93 [2.084]	50.80 [2.000]	20	21	7-146477-1
6	50.39 [1.984]	48.26 [1.900]	19	20	7-146477-0
6	47.85 [1.884]	45.72 [1.800]	18	19	6-146477-9
6	45.31 [1.784]	43.18 [1.700]	17	18	6-146477-8
6	42.77 [1.684]	40.64 [1.600]	16	17	6-146477-7
6	40.23 [1.584]	38.10 [1.500]	15	16	6-146477-6
6	37.69 [1.484]	35.56 [1.400]	14	15	6-146477-5
6	35.15 [1.384]	33.02 [1.300]	13	14	6-146477-4
6	32.61 [1.284]	30.48 [1.200]	12	13	6-146477-3
6	30.07 [1.184]	27.94 [1.100]	11	12	6-146477-2
6	27.53 [1.084]	25.40 [1.000]	10	11	6-146477-1
6	24.99 [.984]	22.86 [.900]	9	10	6-146477-0
6	22.45 [.884]	20.32 [.800]	8	9	5-146477-9
6	19.91 [.784]	17.78 [.700]	7	8	5-146477-8
6	17.37 [.684]	15.24 [.600]	6	7	5-146477-7
6	14.83 [.584]	12.70 [.500]	5	6	5-146477-6
6	12.29 [.484]	10.16 [.400]	4	5	5-146477-5
6	9.75 [.384]	7.62 [.300]	3	4	5-146477-4
6	7.21 [.284]	5.08 [.200]	2	3	5-146477-3
6	4.67 [.184]	2.54 [.100]	1	2	5-146477-2
6	2.13 [.084]	- -	-	1	5-146477-1

PLATING	G	F	E	NO. OF POSITIONS	PART NUMBER
5	101.19 [3.984]	99.06 [3.900]	39	40	4-146477-0
5	98.65 [3.884]	96.52 [3.800]	38	39	3-146477-9
5	96.11 [3.784]	93.98 [3.700]	37	38	3-146477-8
5	93.57 [3.684]	91.44 [3.600]	36	37	3-146477-7
5	91.03 [3.584]	88.90 [3.500]	35	36	3-146477-6
5	88.49 [3.484]	86.36 [3.400]	34	35	3-146477-5
5	85.95 [3.384]	83.82 [3.300]	33	34	3-146477-4
5	83.41 [3.284]	81.28 [3.200]	32	33	3-146477-3
5	80.87 [3.184]	78.74 [3.100]	31	32	3-146477-2
5	78.33 [3.084]	76.20 [3.000]	30	31	3-146477-1
5	75.79 [2.984]	73.66 [2.900]	29	30	3-146477-0
5	73.25 [2.884]	71.12 [2.800]	28	29	2-146477-9
5	70.71 [2.784]	68.58 [2.700]	27	28	2-146477-8
5	68.17 [2.684]	66.04 [2.600]	26	27	2-146477-7
5	65.63 [2.584]	63.50 [2.500]	25	26	2-146477-6
5	63.09 [2.484]	60.96 [2.400]	24	25	2-146477-5
5	60.55 [2.384]	58.42 [2.300]	23	24	2-146477-4
5	58.01 [2.284]	55.88 [2.200]	22	23	2-146477-3
5	55.47 [2.184]	53.34 [2.100]	21	22	2-146477-2
5	52.93 [2.084]	50.80 [2.000]	20	21	2-146477-1
5	50.39 [1.984]	48.26 [1.900]	19	20	2-146477-0
5	47.85 [1.884]	45.72 [1.800]	18	19	1-146477-9
5	45.31 [1.784]	43.18 [1.700]	17	18	1-146477-8
5	42.77 [1.684]	40.64 [1.600]	16	17	1-146477-7
5	40.23 [1.584]	38.10 [1.500]	15	16	1-146477-6
5	37.69 [1.484]	35.56 [1.400]	14	15	1-146477-5
5	35.15 [1.384]	33.02 [1.300]	13	14	1-146477-4
5	32.61 [1.284]	30.48 [1.200]	12	13	1-146477-3
5	30.07 [1.184]	27.94 [1.100]	11	12	1-146477-2
5	27.53 [1.084]	25.40 [1.000]	10	11	1-146477-1
5	24.99 [.984]	22.86 [.900]	9	10	1-146477-0
5	22.45 [.884]	20.32 [.800]	8	9	146477-9
5	19.91 [.784]	17.78 [.700]	7	8	146477-8
5	17.37 [.684]	15.24 [.600]	6	7	146477-7
5	14.83 [.584]	12.70 [.500]	5	6	146477-6
5	12.29 [.484]	10.16 [.400]	4	5	146477-5
5	9.75 [.384]	7.62 [.300]	3	4	146477-4
5	7.21 [.284]	5.08 [.200]	2	3	146477-3
5	4.67 [.184]	2.54 [.100]	1	2	146477-2
5	2.13 [.084]	- -	-	1	146477-1

THIS DRAWING IS A CONTROLLED DOCUMENT.

DIMENSIONS: mm [INCHES]

TOLERANCES UNLESS OTHERWISE SPECIFIED:
0 PLC ± -
1 PLC ± -
2 PLC ± 0.51[.02]
3 PLC ± 0.127[.005]
4 PLC ± 0.0127[.0005]
ANGLES ± -

MATERIAL 4

FINISH SEE TABLE

DWN E. BRANDBERG 14-MAR-97
CHK G. DUBNICZKI 14-MAR-97
APVD G. DUBNICZKI 14-MAR-97

PRODUCT SPEC —
APPLICATION SPEC —
WEIGHT —

TE Connectivity

NAME HEADER ASSEMBLY, MOD II, STACKING, SINGLE ROW, .025 SQ. POST, UNSHROUDED

SIZE A1 | CAGE CODE 00779 | DRAWING NO C-146477 | RESTRICTED TO —

CUSTOMER DRAWING | SCALE 4:1 | SHEET 1 OF 1 | REV A1