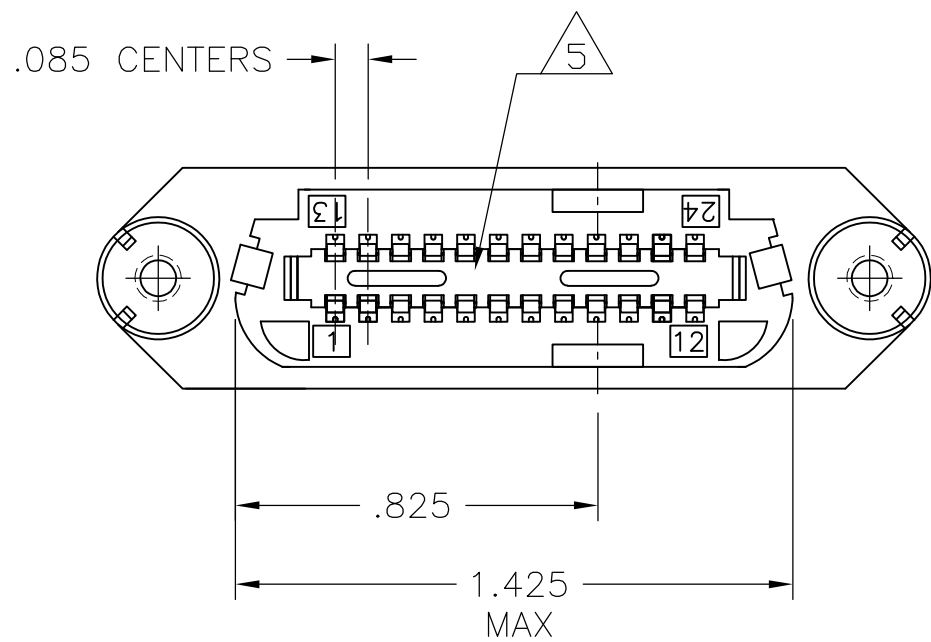
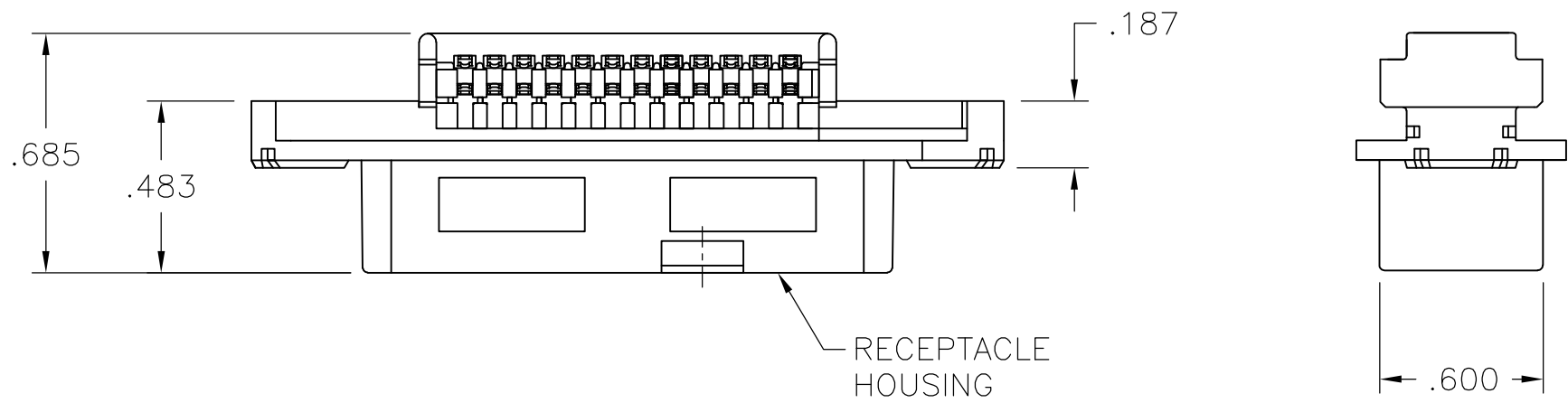
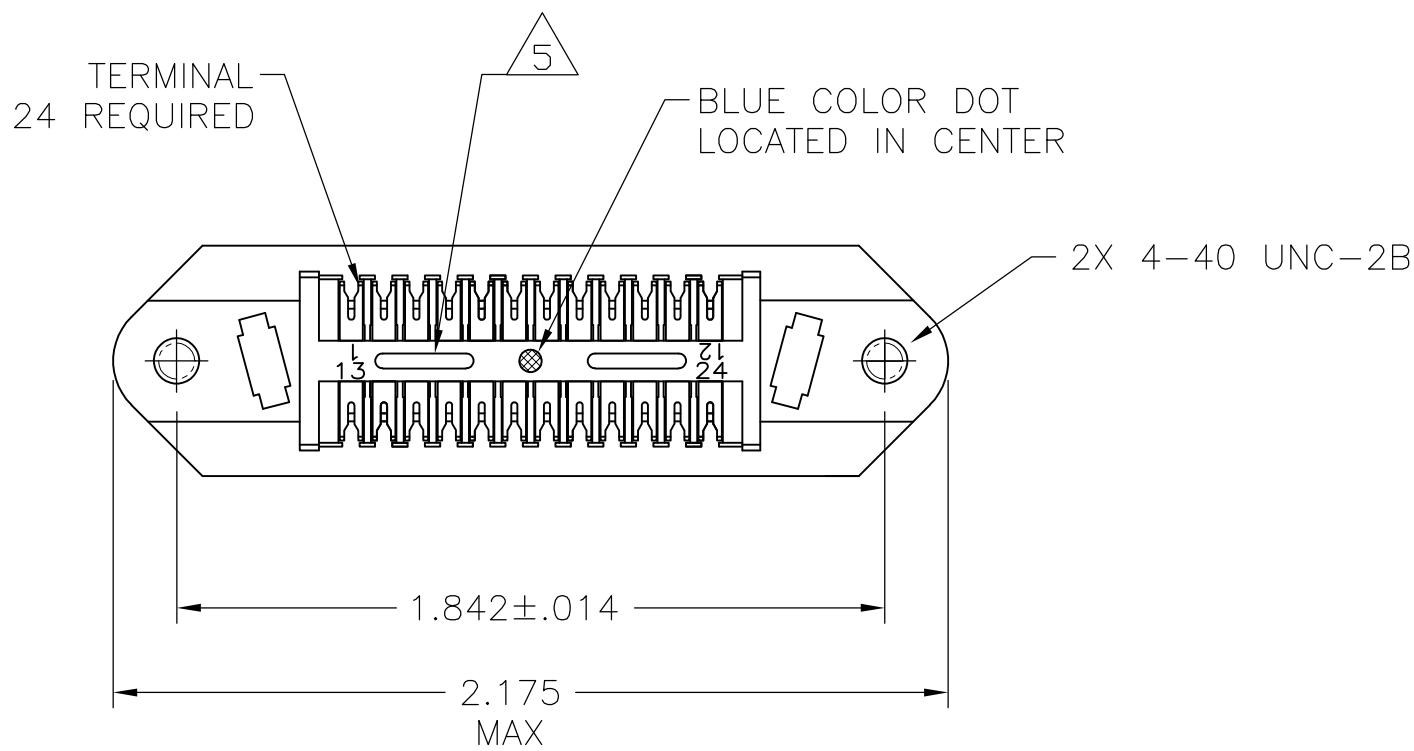


LOC	DIST	REVISIONS				
GP	00	P	LTR	DESCRIPTION	DATE	DWN
			M	REVISED PER ECO-08-007327	14OCT08	BM
						APVD
						WM







1. THE CONTACT SURFACES OF THE TERMINALS ARE COATED WITH LUBRICANT.
2. ALL DIMENSIONS SHOWN ARE FOR REFERENCE ONLY UNLESS OTHERWISE SPECIFIED.
- 3 MATERIAL:
HOUSING — THERMOPLASTIC (BLACK)
TERMINALS: — HIGH STRENGTH COPPER ALLOY PLATED WITH .000030 MIN GOLD OR GOLD FLASH OVER PALLADIUM NICKEL PLATE .000030 MIN TOTAL ON MATING SURFACE. .000050 MIN NICKEL UNDERPLATE OVER ENTIRE TERMINAL.
4. WIRE SIZE: 24 & 26 AWG SOLID & 24 AWG 7 STRANDS OF COPPER CONDUCTORS. MAX INSULATION DIAMETER OF .045 IS ACCEPTABLE FOR MOST APPLICATIONS.
- 5 CORING MAY OR MAY NOT APPEAR AND IS AT THE DISCRETION OF TYCO ELECTRONICS.

552313

552313-1

PART
NUMBER

THIS DRAWING IS A CONTROLLED DOCUMENT.		DWN B. MCMASTER	05OCT05	 Tyco Electronics Corporation Harrisburg, PA 17105-3608				
DIMENSIONS: INCHES		CHK W. MILLHIMES	05OCT05	NAME ASSEMBLY, RECEPTACLE 24 POSITION, B SLOT CHAMP-LOK W/ 4-40 HOLES				
	TOLERANCES UNLESS OTHERWISE SPECIFIED: 0 PLC ± - 1 PLC ± - 2 PLC ± - 3 PLC ± - 4 PLC ± - ANGLES ± -	APVD W. MILLHIMES	05OCT05					
		PRODUCT SPEC —						
		APPLICATION SPEC —		SIZE	CAGE CODE	DRAWING NO	RESTRICTED TO	
MATERIAL 	FINISH 	WEIGHT —	A2	00779	C=552313		—	
CUSTOMER DRAWING					SCALE	NTS	SHEET 1 of 1	REV M

Mouser Electronics

Authorized Distributor

Click to View Pricing, Inventory, Delivery & Lifecycle Information:

[TE Connectivity:](#)

[552313-1](#)