



FEMALE END VIEW

1 = BROWN
2 = WHITE
3 = BLUE
4 = BLACK
5 = GREEN/YELLOW

MALE END VIEW

1 = BROWN
2 = WHITE
3 = BLUE
4 = BLACK
5 = GREEN/YELLOW

 **TURCK**
INC

 **TURCK**
INC

SPECIFICATIONS	
CONTACT CARRIER MATERIAL	TPU/BLACK
MOLDED HEAD MATERIAL/COLOR	TPU/YELLOW
CONTACT MATERIAL/PLATING	BRASS/GOLD
COUPLING NUT MATERIAL/PLATING	BRASS/NICKEL
RATED VOLTAGE [V]	250 V
RATED CURRENT [A]	4.0 A
OUTER JACKET MATERIAL/COLOR	PVC/GRAY
CONDUCTOR INSULATION MATERIAL	PVC
CONDUCTORS [AWG]	5x18 AWG
TEMPERATURE RATING	-40°C TO +105°C (-40°F TO 221°F)
PROTECTION CLASS	MEETS NEMA 1,3,4,6P AND IEC IP68

* METERS
SEE NOTE 1

42.0 [1.65]

48.5 [1.91]

15.0 [0.59]

7.2 [0.28]

13.5 [0.53]

M12x1

CABLE LENGTH	TOLERANCE
ALL LENGTHS	+ 4% (OR 50mm) OF LENGTH - 0% (OR 0mm) OF LENGTH WHICHEVER IS GREATER
STRIP LENGTH	TOLERANCE
0-7mm	±0.5mm
8-29mm	±1.0mm
30-49mm	±2.0mm
50-69mm	±3.0mm
70-100mm	±4.0mm
OVER 100mm	±5.0mm

NOTES:

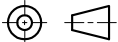
1. "*" DESIGNATES LENGTH IN METERS. CONTACT TURCK TO ORDER SPECIFIC LENGTHS.

2. "/S1538" INDICATES 18 AWG CABLE #10150630.

RELATED DOCUMENTS

1.
2.
3.
4.

3RD ANGLE PROJECTION



ALL DIMENSIONS DISPLAYED ON THIS DRAWING ARE FOR REFERENCE ONLY

MATERIAL

FINISH

THIS DRAWING IS PROPERTY OF TURCK INC. USE OF THIS DOCUMENT WITHOUT WRITTEN PERMISSION IS PROHIBITED.

DRFT CBM
DSGN

UNIT OF MEASUREMENT
MILLIMETER [INCH]

DO NOT SCALE THIS DRAWING

TURCK INC
High Technology Sensors and Automation Controls

3000 CAMPUS DRIVE
MINNEAPOLIS, MN 55441
1-800-544-7769
(763) 553-7300
(763) 553-0708 fax
turck.com

DESCRIPTION
RKC 4.5T-*--RSC 4.5T/S1538

IDENTIFICATION NO.

REV
C

C	DRAWING PROCESSED AS PART OF ECO 33971	CBM	04/06/11	33971
REV	DESCRIPTION	BY	DATE	ECO NO.